



International Agricultural Irrigation Products 2020/2021



A Legacy of Agricultural Innovation



Drip Irrigation

Distribution Tubing	4
Online Emitters – PC Emitters	5
3/4 Pressure Regulators	6



Micro Spray and Spinner Irrigation

Micro-Quick™ Sprays	10
Micro Bird® Spinners	15



Low Flow Irrigation

Uniformity Select.....	18
LFX300 Low Flow Sprinkler	19
LFX600 Low Flow Sprinkler	26
LF™ Series Sprinkler	34



Impact Sprinklers

Impact Sprinklers	46
Quick Reference Selection Guide	47
14VH.....	48
20JH	49
L36H	50
48H	51
30H / 30WH	53
30FH / 30FWH.....	55
70CH.....	56
25BPJ-FP-ADJ	58
25BPJ-FP-ADJ-DA-TNT	58
2045-PJ	59
35A-TNT	60
65PJ	61
85EHD Tough Bird®.....	62



Customer Satisfaction Policy and Online Resources

.....	67
-------	----

Distribution Tubing

Rain Bird distribution tubing increases installation flexibility by allowing growers to adjust and customize the output device location.

Features

- Available in 3 different tube sizes which are compatible with standard fittings for those sizes
- MQT 1/4" distribution tubing ideal for use with Rain Bird® Micro-Quick™ Sprays, Micro Bird® Spinners, LFX Sprinklers and Online Emitters
- 5mm distribution tubing ideal for use with LFX300 Low Flow Sprinkler; 10mm is ideal for LFX600
- Constructed of a durable, UV-resistant polyethylene blend
- MicroQuick in a Bucket is MQT 1/4" tubing that features self extracting coil for easy use, storage, and reduced waste




Models							
Nominal Diameter Inside	Nominal Diameter Outside	Wall Thickness	Max. Pressure	Packaging	Length	Model Number	Item Number
0.17" (4.3mm)	0.25" (6.3mm)	0.04" (1mm)	60 psi (4.14 bar)	Coil	1,000 ft. (305 m)	MQT1000	Q10520MX
0.17" (4.3mm)	0.25" (6.3mm)	0.04" (1mm)	60 psi (4.14 bar)	Coil in Bucket	1,000 ft. (305 m)	MQTBKT1000	Q10525MX
0.20" (5.1mm)	0.30" (7.6mm)	0.05" (1.3mm)	60 psi (4.14 bar)	Coil	500 ft. (152 m)	LFXT550	18208750
0.35" (9.0mm)	0.50" (12.8mm)	0.075" (1.9mm)	60 psi (4.14 bar)	Coil	1,000 ft. (305 m)	LFXT1010	18216310

Online Emitters – PC Emitters

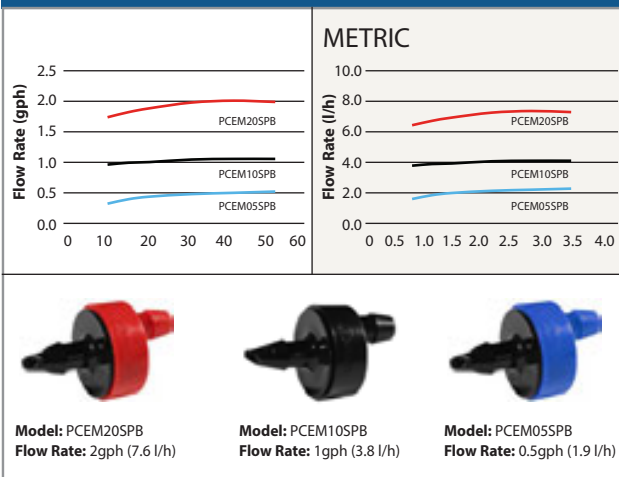
Rain Bird pressure compensating online emitters offer precise water application with a self-flushing action at an excellent value.

Features

- **Pressure Compensating**
 - Provides superior flow from 15 to 50 psi (1 to 3.4 bar)
 - Ideal for undulating terrain or systems with a large variation in pressure
- **Barbed Outlet - Standard**
 - Use distribution tubing to direct water for maximum accuracy
- **Silicone Diaphragm**
 - Best material for long-term exposure to ag chemicals
 - Superior flush of debris when system is activated
- **Self-piercing Inlet**
 - One-step installation saves labor costs
- **Turbulent Flow Path**
 - Three dimensional geometry to keep grit in suspension as it moves through the emitter
 - Emitter body and inlet made of materials to withstand chemical and UV degradation
 - No squirting - puts water at the desired spot
 - Color-coded outlet barb identifies flow rate
- **Economical**
 - Compact design for low cost
 - Energy savings
- **Packaging Data**
 - PC Emitters can be ordered in standard increments of 250, master cartons of 5,000, and pallet quantities of 90,000
 - PC Emitters can be ordered in bulk increments of 8,000 and bulk pallet quantities of 144,000



Online Emitter Performance



Models							
Model Number	Flow Rate (gph)	Flow Rate (l/h)	Inlet	Outlet	Item Number	Bulk Item Number	Bulk Model Number
PCEM05SPB	0.5	1.9	Self-Piercing	Barb (Blue)	A118410	A118410B	PCEM05SPBB
PCEM10SPB	1.0	3.8	Self-Piercing	Barb (Black)	A118411	A118411B	PCEM10SPBB
PCEM20SPB	2.0	7.6	Self-Piercing	Barb (Red)	A118412	A118412B	PCEM20SPBB

3/4 Pressure Regulators

Accurate Pressure Regulation at an Economical Price

- Preset outlet pressure regulators
- 3/4" (20mm) female inlet and outlet
- Choice of 6 outlet pressures

Features

PSI series regulators hold outlet pressure at a pre-set level. Regulated outlet pressures are available from 15 to 50 psi / 1.0 to 3.4 bar. As either inlet pressure or flow changes, the outlet pressure remains relatively constant.

- Diaphragm operated
- Use in above and below ground applications
- Manufactured from rugged engineering grade plastic

3/4 Series

Recommended for most operating conditions. This series is designed to withstand surges up to 100 psi / 6.8 bar greater than the rated outlet pressures, where high inlet pressures are combined with high flows.

Specifications

- PSI-M Flow Range - 2-22GPM (0.45-5 m3/hr, 0.12-1.39 l/s)

Models

- PSI-M-15
- PSI-M-20
- PSI-M-25
- PSI-M-30
- PSI-M-40
- PSI-M-50

Regulated Outlet Pressure		
Model Number	US Units (psi)	Metric (bar)
PSI-M-15	15	1.0
PSI-M-20	20	1.4
PSI-M-25	25	1.7
PSI-M-30	30	2.1
PSI-M-40	40	2.8
PSI-M-50	50	3.4



PSI	-	M	-	30
Model		Pressure Range		Outlet Pressure
PSI		M - Medium Pressure		15 - 15 psi (1.0 bar) 20 - 20 psi (1.4 bar) 25 - 25 psi (1.7 bar) 30 - 30 psi (2.1 bar) 40 - 40 psi (2.8 bar) 50 - 50 psi (3.4 bar)

Notes

A large rectangular area filled with a light gray grid pattern, intended for handwritten notes. The grid consists of approximately 25 columns and 35 rows of small squares.

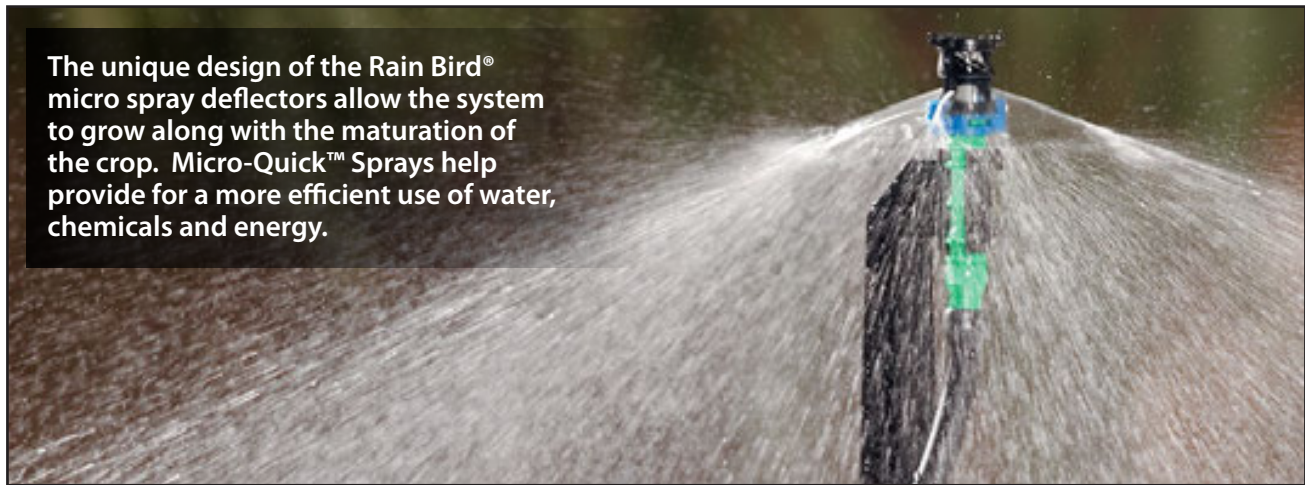


Rain Bird's Micro-Quick™ Spray system provides growers with a more efficient solution for using water, chemicals, and energy. The unique snap fit feature of all components ensures consistent alignment of all parts and reduces the time and expense needed for maintenance and modifications. Micro-Quick Sprays are also the only micro-spray system available with a reversible deflector design; which features two-patterns so the sprinkler can be switched to meet the needs of plants as they mature without having to buy new sprinklers.

Micro Spray and Spinner Irrigation



Micro-Quick™ Sprays



The unique design of the Rain Bird® micro spray deflectors allow the system to grow along with the maturation of the crop. Micro-Quick™ Sprays help provide for a more efficient use of water, chemicals and energy.

Features

- No tools required for assembly, disassembly, or maintenance with easy snap fit nozzles and deflectors
- Interchangeable nozzles and deflectors to change flow rates or spray patterns as needed
- All sprinkler spray patterns are aligned and fixed in position to the stake. Stake does not wilt or twist, even in the harshest environments
- Color-coded nozzles for easy identification
- Less maintenance required with no moving parts
- Constructed with Ultraviolet (UV) stabilized resin to protect from sun damage and chemicals
- Order preassembled from the factory or as individual components for field customization

Applications

- For agriculture, greenhouse, and nursery use
- Operates in both an upright or inverted installation, making it ideal for nurseries, orchards, vineyards, vegetables, nut and citrus crops

Specifications

Operating pressure:

- 10 to 30 psi (0.69 to 2.07 bar)

Flow Range:

- 3.7 to 30.6 gph (13.8 to 115.7 l/h)

Wetted Diameter Range:

- 3 to 28 feet (0.91 to 8.5m)

Filtration:

- Recommendation varies by nozzle selection
- Ranges from 80 to 200 mesh (74 to 180 micron)

Distribution/Transfer tubing:

- Standard length in assembly: 36" (0.91m), call for custom length options 1-800-HELLO-AG
- Tubing Size: OD: 0.25" (6.4mm), ID: 0.17" (4.3mm), wall thickness: 0.04" (1mm)

Packaging Data


- Assembled sprays can be ordered in increments of 1; case quantity of 400
- Nozzles and deflectors can be ordered in increments of 200 pieces; case quantity of nozzles is 3,000, case quantity of deflectors is 5,000
- Stakes can be ordered in increments of 1; case quantity of 130
- Transfer assemblies can be ordered in increments of 100; case quantity of 700

Dual Pattern Deflector to Optimize Water Application

With no tools required, the convenient two-sided deflector can be flipped over to quickly change the pattern and size of the wetted area.



Young Tree: Pattern E
(Down Spray)



Mature Tree: Pattern D
(360 Degree 24 Stream)

How to Order Micro-Quick Sprays

MQ

MQ = Micro-Quick™ Spray

36

Tubing Length
36 = 36" (0.9m) Tubing
* Call 1-800-HELLO-AG
for custom lead length

BS

Stake
BS = Black Stake

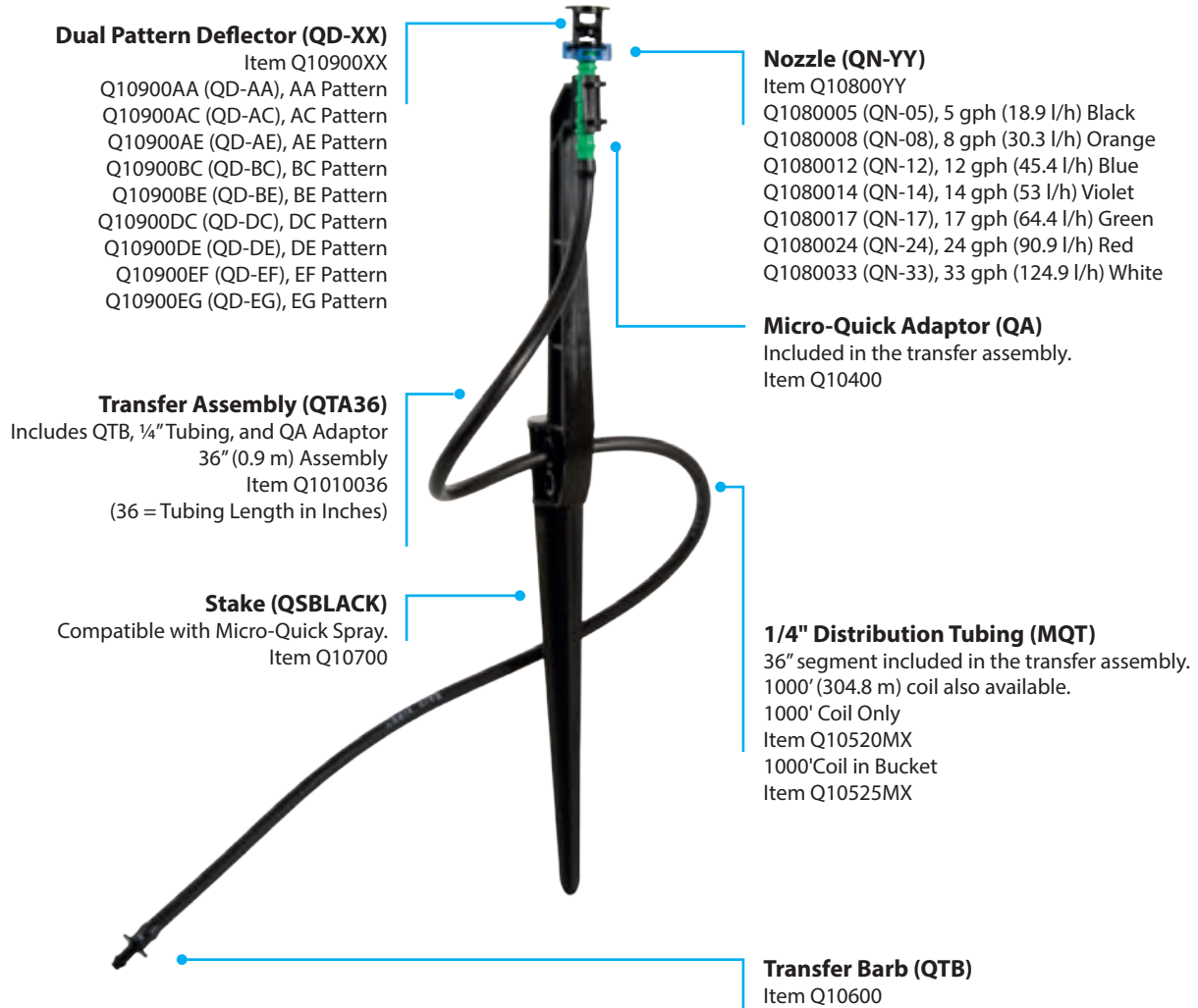
AA

Deflector
(Down x Up)
AA – A x A Pattern
AC – A x C Pattern
AE – A x E Pattern
DE – D x E Pattern
EA – E x A Pattern
ED – E x D Pattern
EG – E x G Pattern
GE – G x E Pattern

05

Nozzle Size
05 – 5 gph (18.9 l/h) Black
08 – 8 gph (30.3 l/h) Orange
12 – 12 gph (45.4 l/h) Blue
14 – 14 gph (53 l/h) Violet
17 – 17 gph (64.4 l/h) Green
24 – 24 gph (90.8 l/h) Red
33 – 33 gph (124.9 l/h) White

System Components



Other Available Parts



Conversion Adaptor
10-32 thread inlet x snap outlet to connect Rain Bird® Micro-Quick™ to non-Rain Bird transfer assemblies.

Model: QCA
Item Q11200

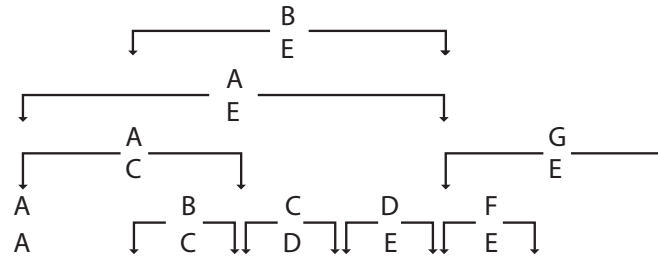


Line/Goof Plug

Model: EMA-GP
Item D24695

Performance Data

US Units



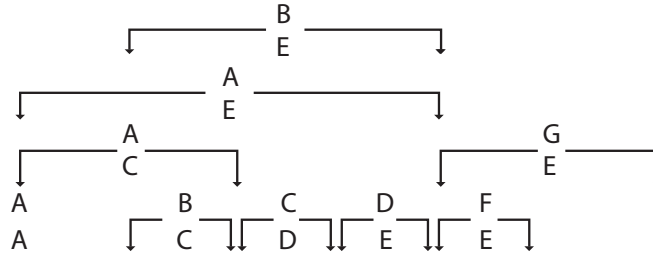
Nozzle	Pressure (psi)	Pattern Flow (gph)	A	B		C	D	E	F	G		Recommended Filtration (mesh/micron)
			360° Star Bird™ Diameter (ft)	Length (ft)	Width (ft)	120° Fan Spray Radius (ft)	360° 24 Stream Diameter (ft)	Down Spray Diameter (ft)	Notched Diameter (ft)	Length (ft)	Width (ft)	
QN-05 0.026" (0.66 mm) Black Q1080005	10	3.7	8.5	8.0	7.5	4.0	8.0	3.0	10.0	9.0	6.0	200/74
	15	4.5	9.5	10.0	8.5	4.5	9.5	3.0	11.0	10.0	6.5	
	20	5.2	10.5	11.0	9.0	5.0	11.0	3.0	12.0	11.0	7.0	
	25	5.9	11.0	11.5	9.5	5.3	11.0	3.0	12.5	12.0	7.5	
	30	6.5	11.5	12.0	10.0	5.5	11.0	3.0	13.0	13.0	8.0	
QN-08 0.033" (0.84 mm) Orange Q1080008	10	5.6	13.0	10.0	7.5	4.5	9.5	3.0	12.5	12.0	7.0	170/93
	15	6.9	13.5	11.5	8.5	5.0	11.0	3.0	13.5	13.5	8.0	
	20	8.0	14.0	12.5	9.5	5.5	12.5	3.0	14.0	15.0	9.0	
	25	9.2	14.5	12.5	9.5	6.0	13.5	3.0	14.0	16.5	10.0	
	30	10.0	15.0	13.0	10.0	6.5	14.5	3.0	14.5	18.0	10.5	
QN-12 0.038" (0.97 mm) Blue Q1080012	10	7.3	17.0	11.0	9.5	4.5	11.0	3.0	14.5	15.0	8.0	150/105
	15	9.1	17.5	13.0	10.0	5.3	12.5	3.0	15.5	16.5	9.0	
	20	10.6	18.0	14.5	10.5	6.0	13.5	3.0	16.0	18.0	9.5	
	25	11.8	18.0	15.0	11.5	6.5	15.8	3.0	17.0	20.5	10.5	
	30	13.2	18.0	15.5	12.0	7.0	18.0	3.0	17.5	23.0	11.0	
QN-14 0.044" (1.12 mm) Violet Q1080014	10	9.7	19.0	13.0	10.0	5.0	12.0	3.0	16.5	15.5	8.5	130/118
	15	11.8	20.0	16.0	11.5	5.5	14.0	3.0	17.5	17.5	9.5	
	20	13.7	20.5	17.0	12.0	6.0	15.5	3.0	18.5	19.5	10.0	
	25	15.5	20.5	18.0	12.5	6.0	18.0	3.0	19.5	22.0	11.0	
	30	17.2	21.0	19.0	13.0	7.0	20.5	3.0	20.5	24.0	11.5	
QN-17 0.048" (1.22 mm) Green Q1080017	10	10.7	21.0	15.0	10.5	6.0	13.0	3.0	17.0	16.0	9.0	120/125
	15	13.3	22.0	15.0	12.0	6.0	15.0	3.0	18.5	18.5	10.0	
	20	15.5	22.5	19.0	12.5	6.0	17.0	3.0	20.0	20.5	10.5	
	25	17.4	23.0	20.0	13.0	6.5	20.0	3.0	21.5	23.0	11.0	
	30	19.1	23.5	21.0	13.5	7.0	23.0	3.0	23.0	25.0	12.0	
QN-24 0.057" (1.45 mm) Red Q1080024	10	14.2	23.0	16.0	11.5	6.5	15.0	3.0	18.0	18.5	11.0	100/150
	15	17.3	25.5	18.0	12.5	7.0	17.0	3.0	20.0	20.5	12.0	
	20	20.1	28.0	19.5	13.0	7.5	19.0	3.0	21.5	22.0	13.0	
	25	22.4	28.0	21.0	13.5	7.5	24.0	3.0	23.5	24.0	13.5	
	30	26.0	28.0	22.0	14.0	7.5	25.0	3.0	25.0	25.5	14.0	
QN-33 0.068" (1.73 mm) White Q1080033	10	17.2	25.0	18.0	11.0	7.5	17.5	3.0	19.0	21.0	13.0	80/180
	15	21.0	26.0	21.0	13.0	8.3	19.2	3.0	21.0	22.5	14.0	
	20	25.2	27.0	23.0	14.5	9.0	21.0	3.0	23.0	23.5	14.5	
	25	27.9	28.0	24.0	15.0	9.4	23.0	3.0	25.0	25.0	15.5	
	30	30.6	28.0	25.0	15.5	9.5	25.0	3.0	27.0	26.0	16.0	








GENERAL NOTE: Performance data is obtained under ideal test conditions and may be adversely affected by wind, hydraulic conditions, and other factors.

*Flow and diameter are based on pressure at the base of the Micro-Quick® Spray and a 6 in. (15cm) riser height.

Performance Data

Metric Units



Nozzle	Pressure (bar)	Pattern Flow (l/h)	A		B		C	D	E	F		G		Recommended Filtration (mesh/micron)
			360° Star Bird™ Diameter (m)	Length (m)	Width (m)	120° Fan Spray Radius (m)	360° 24 Stream Diameter (m)	Down Spray Diameter (m)	Notched Diameter (m)	Length (m)	Width (m)			
 Q1080005 0.026" (0.66 mm) Black	0.75	13.8	2.6	2.4	2.3	1.2	2.4	0.9	3.0	2.7	1.8	200/74		
	1.00	17.2	2.9	3.0	2.6	1.4	2.9	0.9	3.3	3.0	2.0			
	1.50	19.8	3.3	3.3	2.7	1.6	3.2	0.9	3.6	3.3	2.1			
	1.75	22.3	3.4	3.5	2.9	1.6	3.4	0.9	3.8	3.6	2.3			
	2.00	24.5	3.5	3.7	3.0	1.7	3.4	0.9	4.0	4.0	2.4			
 Q1080008 0.033" (0.84 mm) Orange	0.75	21.0	3.7	3.0	2.3	1.4	2.9	0.9	3.8	3.6	2.1	170/93		
	1.00	26.3	3.8	3.5	2.6	1.5	3.3	0.9	4.1	4.1	2.4			
	1.50	30.1	4.3	3.8	2.9	1.7	3.8	0.9	4.2	4.6	2.7			
	1.75	34.6	4.4	3.8	2.9	1.8	4.0	0.9	4.2	5.0	3.0			
	2.00	37.8	4.5	4.0	3.0	2.0	4.2	0.9	4.4	5.4	3.2			
 Q1080012 0.038" (0.97 mm) Blue	0.75	27.6	5.1	3.4	2.9	1.4	3.3	0.9	4.4	4.6	2.4	150/105		
	1.00	34.5	5.3	4.0	3.0	1.6	3.7	0.9	4.7	5.0	2.7			
	1.50	40.0	5.4	4.4	3.2	1.9	4.0	0.9	4.9	5.4	2.9			
	1.75	44.7	5.5	4.6	3.5	2.0	4.8	0.9	5.1	6.2	3.2			
	2.00	49.9	5.5	4.7	3.7	2.1	5.3	0.9	5.3	7.0	3.3			
 Q1080014 0.044" (1.12 mm) Violet	0.75	36.5	5.8	4.0	3.0	1.5	3.6	0.9	5.0	4.7	2.6	130/118		
	1.00	44.6	6.1	4.9	3.5	1.7	4.2	0.9	5.3	5.3	2.9			
	1.50	52.0	6.3	5.2	3.7	1.8	5.0	0.9	5.6	5.9	3.0			
	1.75	58.7	6.3	5.5	3.8	1.9	5.5	0.9	5.9	6.7	3.3			
	2.00	65.0	6.4	5.8	4.0	2.1	6.1	0.9	6.2	7.3	3.5			
 Q1080017 0.048" (1.22 mm) Green	0.75	40.5	6.4	4.6	3.2	1.8	4.0	0.9	5.1	4.9	2.7	120/125		
	1.00	50.5	6.7	5.2	3.7	1.8	4.5	0.9	5.6	5.6	3.0			
	1.50	58.5	6.9	5.8	3.8	1.9	5.5	0.9	6.1	6.2	3.2			
	1.75	65.9	7.0	6.1	4.0	2.0	6.0	0.9	6.5	7.0	3.3			
	2.00	72.3	7.1	6.4	4.1	2.1	6.8	0.9	7.0	7.6	3.7			
 Q1080024 0.057" (1.45 mm) Red	0.75	53.9	7.1	4.9	3.5	2.0	4.6	0.9	5.4	5.6	3.3	100/150		
	1.00	65.6	7.8	5.5	3.8	2.2	5.1	0.9	6.1	6.2	3.7			
	1.50	76.0	8.2	5.9	4.0	2.2	6.3	0.9	6.5	6.7	3.9			
	1.75	84.9	8.5	6.4	4.1	2.3	7.0	0.9	7.1	7.3	4.1			
	2.00	98.4	8.5	6.7	4.3	2.3	7.3	0.9	7.6	7.7	4.2			
 Q1080033 0.068" (1.73 mm) White	0.75	65.1	7.6	5.5	3.4	2.3	5.4	0.9	5.8	6.4	3.9	80/180		
	1.00	79.5	7.9	6.4	4.0	2.5	5.8	0.9	6.4	6.9	4.2			
	1.50	95.3	8.3	7.0	4.4	2.8	6.6	0.9	7.0	7.1	4.4			
	1.75	105.7	8.4	7.3	4.6	2.9	7.1	0.9	7.6	7.6	4.7			
	2.00	115.7	8.5	7.6	4.7	2.9	7.5	0.9	8.2	7.9	4.9			

1/4" Transfer Tube Assembly Pressure Loss Chart			
U.S. UNITS		METRIC UNITS	
Flow (gph)	Pressure Loss (psi)	Flow (l/h)	Pressure Loss (bar)
	36"		91cm
05	0.2	20	0.02
10	0.8	40	0.06
15	1.7	60	0.13
20	3.0	80	0.23
25	4.5	100	0.35
30	6.4	120	0.49
35	8.5	140	0.65

GENERAL NOTE: Performance data is obtained under ideal test conditions and may be adversely affected by wind, hydraulic conditions, and other factors.

*Flow and diameter are based on pressure at the base of the Micro-Quick® Spray and a 6 in. (15cm) riser height.

Micro Bird® Spinners

The Micro Bird® Spinner is a low-flow, micro-sprinkler ideal for applications of mature trees, greenhouses, nurseries, gardens, and landscapes.

Features



- “Tall Bridge” and superior plastic design reduces wear and stalling
- All components are protected by UV inhibitors and resist agricultural chemicals
- “Two-Step” thread configuration to accommodate both large and small sizes of distribution tubing
- Four color-coded nozzle bodies for easy identification
- 340° pattern design provides uniform coverage without wetting tree trunks
- Low 10° trajectory angle to fight wind drift
- Filtration mesh hole size should be approximately 10 times smaller than nozzle size


Performance Data*							
MODEL (Nominal Nozzle Diameter)	Filtration Requirements Mesh (Microns)	U.S.			Metric		
		Pres (psi)	Flow (gph)	Dia (ft)	Pres (bar)	Flow (l/h)	Dia (m)
SP12-340 Blue (0.99mm/0.039")	150 (105)	15	10.1	18	1.0	38.0	5.6
		20	11.6	19	1.5	45.0	6.0
		25	12.9	20	2.0	53.0	6.4
		30	14.1	21	2.5	58.0	6.6
		35	15.3	21	3.0	65.0	6.8
SP16-340 Green (1.21mm/0.048")	120 (125)	15	15.1	20	1.0	57.0	6.0
		20	17.4	21	1.5	67.0	6.6
		25	19.4	22	2.0	80.2	7.0
		30	21.2	23	2.5	86.3	7.2
		35	22.8	23	3.0	95.0	7.2
SP24-340 Red (1.45mm/0.057")	100 (150)	15	20.9	21	1.0	79.0	6.4
		20	24.1	23	1.5	95.0	7.0
		25	26.9	24	2.0	110.0	7.4
		30	29.3	24	2.5	118.0	7.6
		40	31.4	25	3.0	130.0	7.8
SP30-340 Orange (1.73mm/0.068")	80 (180)	15	28.9	23	1.0	110.0	7.0
		20	33.4	24	1.5	129.0	7.6
		25	37.2	26	2.0	153.0	8.0
		30	40.5	26	2.5	164.0	8.2
		35	43.3	27	3.0	180.0	8.4
40	45.8	27					

GENERAL NOTE: Performance data is obtained under ideal test conditions and may be adversely affected by wind, hydraulic conditions, and other factors.

*Flow and diameter are based on pressure at the base of the Micro Bird® Spinner and a 6 in. (15cm) riser height.

System Components





The Rain Bird® Low Flow Series of sprinklers are built rugged to withstand the harsh conditions in agricultural applications. With flow rates ranging from 0.3 to 6.82 gpm (68 to 1,549 l/h), these sprinklers deliver precise, uniform and unrivaled water distribution.

Low Flow Irrigation



Uniformity Select



Uniformity Select will help you design an irrigation system with the sprinklers and nozzles that give you the best distribution uniformity.

Features

Increasing irrigation system distribution uniformity (DU) equals higher yield and healthier crops. A properly designed system using the right sprinkler is one of the key factors to achieve good DU.

Uniformity Select is a free design and selection tool that let's you see the expected DU using Rain Bird's High Performance Sprinklers.

Redstone Farms project specifications are:

Spacing type:	Rectangular
Row spacing (ft):	12.00
Head spacing (ft):	12.00
Offset (ft):	0.00
Pressure (psi):	30.00

Your expected performance results are:

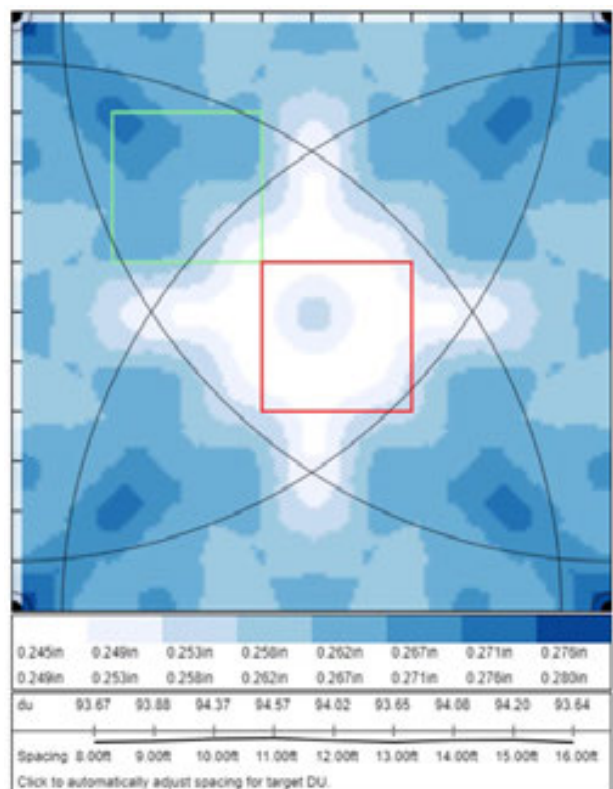
Distribution Uniformity (DU):	96.17%
Christiansens Uniformity (CU):	97.95%
Scheduling Coeficiant (SC):	1.07
Flow Rate (gal/min):	0.40
Mean Precipitation (in/hr):	0.26
Stream Height (in):	23.00

Using the following Rain Bird High Performance Sprinkler:

Model:	LFX300
Nozzle:	#50 DARK GREEN (0.050", 1.27mm)
Deflector:	09R - 9° RED
Data Source:	Rain Bird®

How To Use

- Go to www.rainbird.com/uniformityselect
- Input a few details about your project
- Uniformity Select will identify the High Performance Sprinkler to fit your requirements and generate expected results and densogram
- You can download a project report with irrigation uniformity metrics and densogram, product needed and expected results



LFX300 Low Flow Sprinkler



The Rain Bird® LFX Low Flow Sprinkler was designed and built with efficiency in mind. The small footprint of the low-volume LFX300 offers unparalleled operational flexibility with both interchangeable brake assemblies and nozzles. Featuring unmatched water distribution at all trajectories, the LFX300 is perfect for a wide variety of applications.

Features

- Simple three part sprinkler design includes body, nozzle, and brake assembly with attached deflector
- Each nozzle and brake assembly was designed to easily be changed with other sizes or outlet trajectories to maximize operational flexibility
- Easy in-field maintenance with simple snap-in-place nozzle and brake assembly including visual indicators to ensure correct positioning
- Engineered to provide superior distribution uniformity for low volume applications in either an under-tree or over-head configuration
- Constructed of engineered thermoplastic materials for durability and weather resistance
- Color coded nozzles and deflectors for easy identification
- Three flow control nozzle options for consistent flow of water

Applications

- For agriculture, greenhouse, and nursery applications which require a small footprint or low-volume sprinkler
- Optimized for a wide variety of applications including orchard and field irrigation, environmental control, crop cooling, and dust control

Accessories

- Stake options include: steel, fiberglass, or preassembled PVC assemblies
- 5mm feedtube configurations include: coil for custom installation, precut pieces in 30" (76.2cm) or 42" (106.7cm) length with barb preinstalled (with or without stake adapter installed)
- Variety of adapters for increased application flexibility

Specifications

Operating Range:

- Pressure: 25 to 50 psi (1.72 to 3.45 bar)
- Flow rate: 0.28 to 0.73 gpm (62 to 161 l/h)
- Radius of throw: 18 to 25 feet (5.5 to 7.6 meters)

Sprinkler Body Options:

- 1/2" (13mm) NPT male pipe thread
- Female ACME thread

Deflector Trajectory Outlets:

- Deflector preassembled in brake assembly
- 9° Red
- 9° White
- 15° Orange

Nozzle Sizes:

- 40 Light Blue (0.040", 1.02mm)
- 45 Light Purple (0.045", 1.14mm)
- 50 Dark Green (0.050", 1.27mm)
- 55 Light Yellow (0.055", 1.40mm)
- 60 Light Red (0.060", 1.52mm)
- F1 0.35 gpm (79.5 l/h) Flow Control
- F2 0.50 gpm (113.6 l/h) Flow Control
- F3 0.43 gpm (97.1 l/h) Flow Control

Packaging Data

- Sprinkler can be ordered assembled from the factory or à la carte for ultimate field flexibility
- Assembled sprinklers can be ordered in increments of 1 or by case quantity of 400
- Sprinkler parts vary in order increment and case quantity
Nozzles: Order increment of 200; case quantity of 1,600
Brake Assemblies: Order increment of 200; case quantity of 4,000
Bodies: Order increment of 1; case quantity of 400
- Accessories and mounting options vary in order increment, call 1-800-HELLO-AG for details

System Components

Sprinkler can be ordered assembled from the factory or à la carte for ultimate field flexibility



Nozzle

Light Blue 40, 0.040" (1.01mm), Item 18116940B
 Light Purple 45, 0.045" (1.14mm), Item 18116945P
 Dark Green 50, 0.050" (1.27mm), Item 18116950G
 Light Yellow 55, 0.055" (1.40mm), Item 18116955Y
 Light Red 60, 0.060" (1.52mm), Item 18116960R
 F1 0.35gpm (79.5 l/h) Flow Control, Item 18212535
 F2 0.50gpm (113.6 l/h) Flow Control, Item 18212550
 F3 0.43gpm (97.1 l/h) Flow Control, Item 18212543

Brake Assembly with Deflector

9° Red, Item 1804999R
 9° White, Item 1804999W
 15° Orange, Item 18049915O

Body

Female ACME
 Item 180502
 1/2" (12.7mm) Male NPT, Item 180474

How to Order LFX300 Low Flow Sprinkler

LF03

Core Family
 LF03 - LFX300 Sprinkler

N

Body
 A - Female ACME Thread
 N - 1/2" Male NPT Thread

09R

Deflector
 09R - 9° Red
 09W - 9° White
 15O - 15° Orange

40

Nozzle
 40 - Light Blue
 45 - Light Purple
 50 - Dark Green
 55 - Light Yellow
 60 - Light Red
 F1 - FC 0.35 gpm
 F2 - FC 0.50 gpm
 F3 - FC 0.43 gpm

LFX300 Performance Data

US Measurements

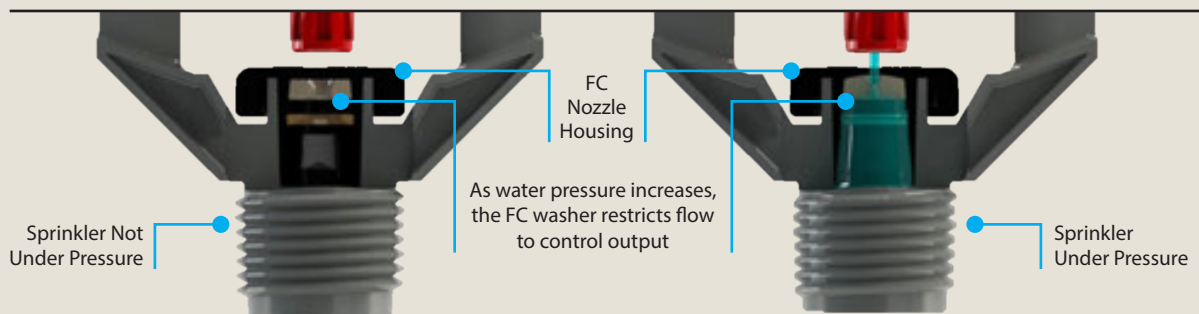
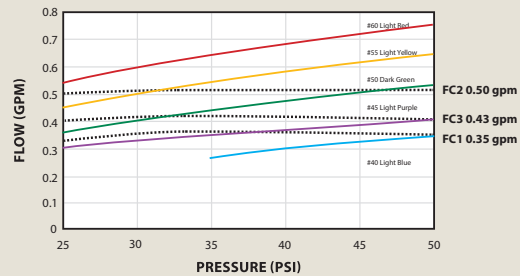
MATRIX OF ASSEMBLIES	BRAKE ASSEMBLY WITH DEFLECTOR	NOZZLE	STREAM HEIGHT	FLOW RATES AT STANDARD PRESSURE						MODEL NUMBER ITEM NUMBER	
				GALLONS PER MINUTE (gpm) Throw Radius (feet)						NPT THREAD	ACME THREAD
				25 psi	30 psi	35 psi	40 psi	45 psi	50 psi		
9 Degree Red 1804999R		Light Blue #40 0.040" (1.016 mm) Item 18116940B	20-23 in (50.8-58.4cm)	—	—	0.28	0.30	0.32	0.34	LF03N09R40	LF03A09R40
		Light Purple #45 0.045" (1.143 mm) Item 18116945P	19-25 in (48.3-63.5cm)	0.29	0.32	0.35	0.37	0.39	0.41	LF03N09R45	LF03A09R45
		Dark Green #50 0.050" (1.270 mm) Item 18116950G	21-29 in (53.3-73.6cm)	0.36	0.40	0.43	0.46	0.48	0.51	LF03N09R50	LF03A09R50
		FC1 0.35gpm (79.5 l/h) Item 18212535	20-25 in (50.8 - 63.5cm)	0.35						LF03N09RF1	LF03A09RF1
		FC1 0.43gpm (97.7 l/h) Item 18212543	20-25 in (50.8 - 63.5cm)	0.43						LF03N09RF3	LF03A09RF3
9 Degree White 1804999W		Dark Green #50 0.050" (1.270 mm) Item 18116950G	20-24 in (50.8-61cm)	—	—	0.43	0.46	0.48	0.51	LF03N09W50	LF03A09W50
		Light Yellow #55 0.055" (1.397 mm) Item 18116955Y	17-25 in (43.2-63.5cm)	0.44	0.48	0.52	0.55	0.59	0.62	LF03N09W55	LF03A09W55
		Light Red #60 0.060" (1.524 mm) Item 18116960R	17-25 in (43.2-63.5cm)	0.51	0.56	0.61	0.65	0.69	0.73	LF03N09W60	LF03A09W60
		FC2 0.50 gpm (113.6 l/h) Item 18212550	20-25 in (50.8-63.5cm)	0.50						LF03N09WF2	LF03A09WF2
15 Degree Orange 18049915O		Dark Green #50 0.050" (1.270 mm) Item 18116950G	34-39 in (86.4-99.1cm)	—	—	0.43	0.46	0.48	0.51	LF03N15O50	LF03A15O50
		Light Yellow #55 0.055" (1.397 mm) Item 18116955Y	36-42 in (91.4-106.7cm)	0.44	0.48	0.52	0.55	0.59	0.62	LF03N15O55	LF03A15O55
		Light Red #60 0.060" (1.524 mm) Item 18116960R	33-41 in (83.8-104.1cm)	0.51	0.56	0.61	0.65	0.69	0.73	LF03N15O60	LF03A15O60
		FC2 0.50 gpm (113.6 l/h) Item 18212550	30-42 in (76.2-106.7 cm)	0.50						LF03N15OF2	LF03A15OF2

Sprinkler riser must be stable to achieve stated performance. Performance data based on 12 in. riser.

Save Water and Increase Yield by Regulating Flow Across the Entire Pressure Range


















Upgrade the standard flow nozzle to the Flow Control (FC) nozzle for consistent flow along laterals and across terrain variations.

- Avoid over or under watering
- Increase yield with regulated flow
- Simple upgrade, no special tools required
- Three flow rates available: 0.35gpm (79.5 l/h), 0.43gpm (97.6 l/h) or 0.50 gph (113.6 l/h)
- Operating range from 25 to 50 psi (1.72 to 3.45 bar)



LFX300 Performance Data










Metric Measurements

BRAKE ASSEMBLY WITH DEFLECTOR	NOZZLE	STREAM HEIGHT	FLOW RATES AT STANDARD PRESSURE						MODEL NUMBER ITEM NUMBER		
			LITERS PER HOUR (l/h) Throw Radius (meter)						NPT THREAD	ACME THREAD	
			1.75 bar	2 bar	2.25 bar	2.5 bar	2.75 bar	3 bar			3.25 bar
 9 Degree Red 1804999R	Light Blue #40 0.040" (1.016 mm) Item 18116940B 	20-23 in (50.8-58.4cm)	-	-	62	65	68	71	74	LF03N09R40	LF03A09R40
	Light Purple #45 0.045" (1.143 mm) Item 18116945P 	19-25 in (48.3-63.5cm)	67	72	76	80	84	88	91	LF03N09R45	LF03A09R45
	Dark Green #50 0.050" (1.270 mm) Item 18116950G 	21-29 in (53.3-73.6cm)	83	88	94	99	104	108	113	LF03N09R50	LF03A09R50
	FC1 0.35gpm (79.5 l/h) Item 18212535 	20-25 in (50.8 - 63.5 cm)	79.5						LF03N09RF1	LF03A09RF1	
	FC3 0.43gpm (97.7 l/h) Item 18212543 	20-25 in (50.8 - 63.5cm)	98						LF03N09RF3	LF03A09RF3	
 9 Degree White 1804999W	Dark Green #50 0.050" (1.270 mm) Item 18116950G 	20-24 in (50.8-61cm)	-	-	94	99	104	108	113	LF03N09W50	LF03A09W50
	Light Yellow #55 0.055" (1.397 mm) Item 18116955Y 	17-25 in (43.2-63.5cm)	100	107	114	120	126	131	137	LF03N09W55	LF03A09W55
	Light Red #60 0.060" (1.524 mm) Item 18116960R 	17-25 in (43.2-63.5cm)	118	126	134	141	148	154	161	LF03N09W60	LF03A09W60
	FC2 0.50 gpm (113.6 l/h) Item 18212550 	20-25 in (50.8 - 63.5 cm)	113.6						LF03N09RF3	LF03A09RF3	
	FC3 0.43gpm (97.7 l/h) Item 18212543 	20-25 in (50.8 - 63.5cm)	98						LF03N09RF3	LF03A09RF3	
 15 Degree Orange 18049915O	Dark Green #50 0.050" (1.270 mm) Item 18116950G 	34-39 in (86.4-99.1cm)	-	-	94	99	104	108	113	LF03N15O50	LF03A15O50
	Light Yellow #55 0.055" (1.397 mm) Item 18116955Y 	36-42 in (91.4-106.7cm)	100	107	114	120	126	131	137	LF03N15O55	LF03A15O55
	Light Red #60 0.060" (1.524 mm) Item 18116960R 	33-41 in (83.8-104.1cm)	118	126	134	141	148	154	161	LF03N15O60	LF03A15O60
	FC2 0.50 gpm (113.6 l/h) Item 18212550 	30-42 in (76.2-106.7 cm)	113.6						LF03N15OF2	LF03A15OF2	

Sprinkler riser must be stable to achieve stated performance. Performance data based on 30cm riser.



Distribution Tubing, Adapters and Accessories

5mm Distribution Tubing Options		
<p>Precut Tube, Assembled with Universal Stake Adapter & Barb</p> <p>30" (76cm) Lead Item 18208630</p> <p>42" (106.7cm) Lead Item 18208642</p> 	<p>Precut Tube, Assembled with 5mm Barb</p> <p>30" (76cm) Lead Item 18208530</p> <p>42" (106.7cm) Lead Item 18208542</p> 	<p>5mm Distribution Tubing</p>  <p>OD: 0.30" (7.62mm) ID: 0.20" (5.08mm) Wall Thickness: 0.05" (1.27mm) Coil Length: 500' (152.4m) Model LFX300 Item 18208750</p>
Adapters		
<p>Universal Stake Adapter</p>  <p>Interchangeable stake adapter for use with small diameter (1/4" or 5/16") or large diameter (1/2" or 3/4") stakes.</p> <p>Item 181179</p> <p>Fits 6mm, 8mm, 20mm, or 25mm stakes. Use with ACME sprinkler body.</p> <p>Item 18210720</p>	<p>ACME to Slip Adapter</p>  <p>Converts female ACME connection to slip fit; allows adapter to be glued to stake.</p> <p>ACME to 1/2" or 3/4". Grey. Item 181177</p> <p>ACME to 20mm or 25mm. White. Item 181178</p>	<p>ACME to Male NPT Adapter</p>  <p>Converts Female ACME connection to MNPT.</p> <p>3/8" Male NPT by ACME Item 182987</p> <p>1/2" Male NPT by ACME Item 181175</p>
Accessories		
<p>Edge/Road Guard</p>  <p>Converts unit to part-circle operation. Snap-on design</p> <p>Item 182307EG</p>	<p>Stream Splitter One-Sided</p>  <p>Creates a single dry wedge to protect adjacent tree trunk. Snap-on design.</p> <p>Item 1230610</p>	
<p>Stream Splitter Two-Sided</p>  <p>Creates two dry wedges to protect adjacent tree trunks. Snap-on design.</p> <p>Item 1230620</p>		

Mounting Options and Accessories

A variety of mounting options are available to support the LFX Low Flow Sprinklers. These interchangeable, inexpensive, and simple to use mounting options are supported with installation tools. To add flexibility to this already flexible sprinkler, mounting accessories also feature Rain Bird® extruded 5mm feedtube in two pre-cut lengths or a full coil for complete customization.



½" (13mm) PVC Stake Assembly

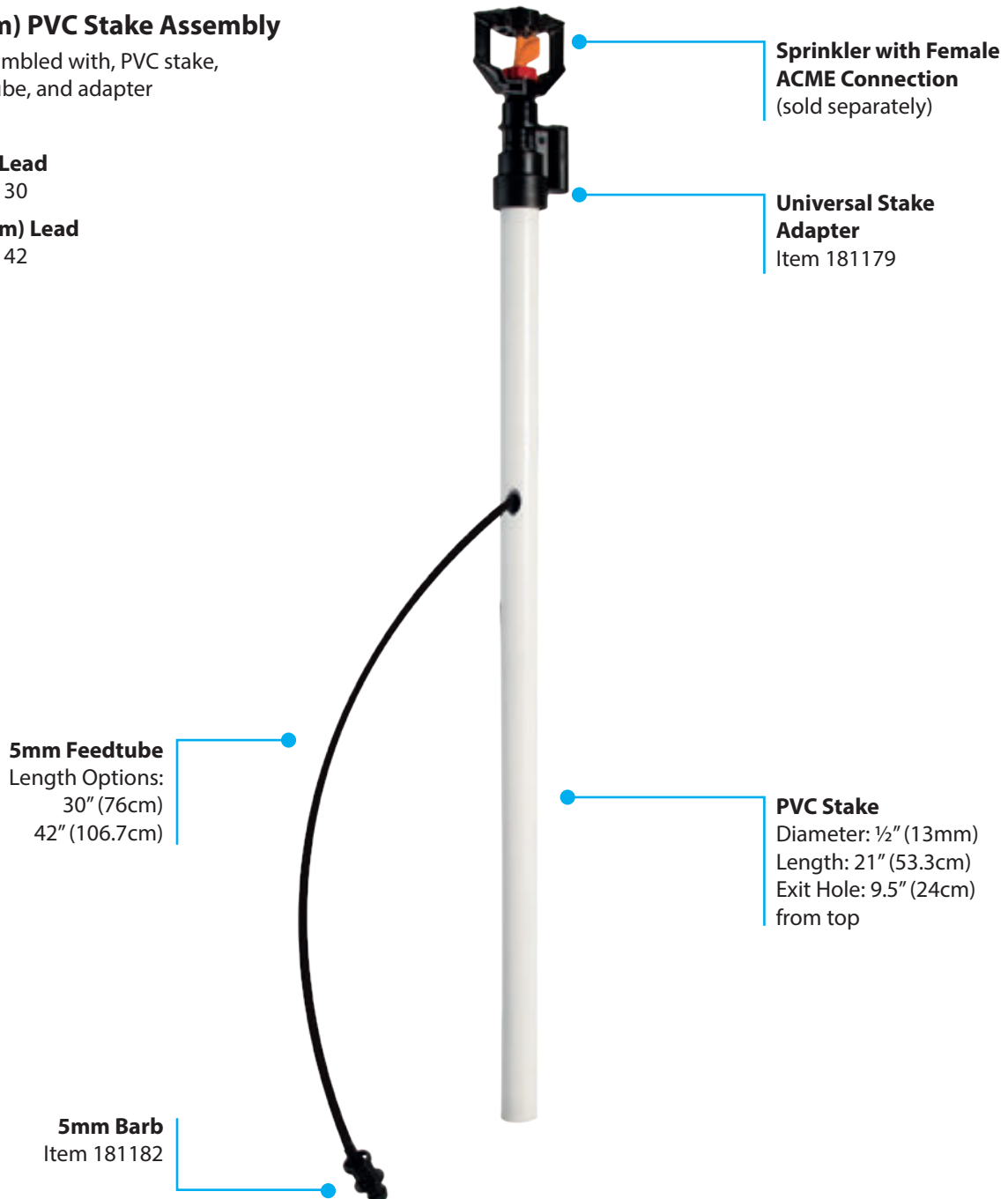
Factory assembled with, PVC stake, 5mm feedtube, and adapter

30" (76cm) Lead

Item 18209130

42" (106.7cm) Lead

Item 18209142



24" (61CM) Long Stake Options

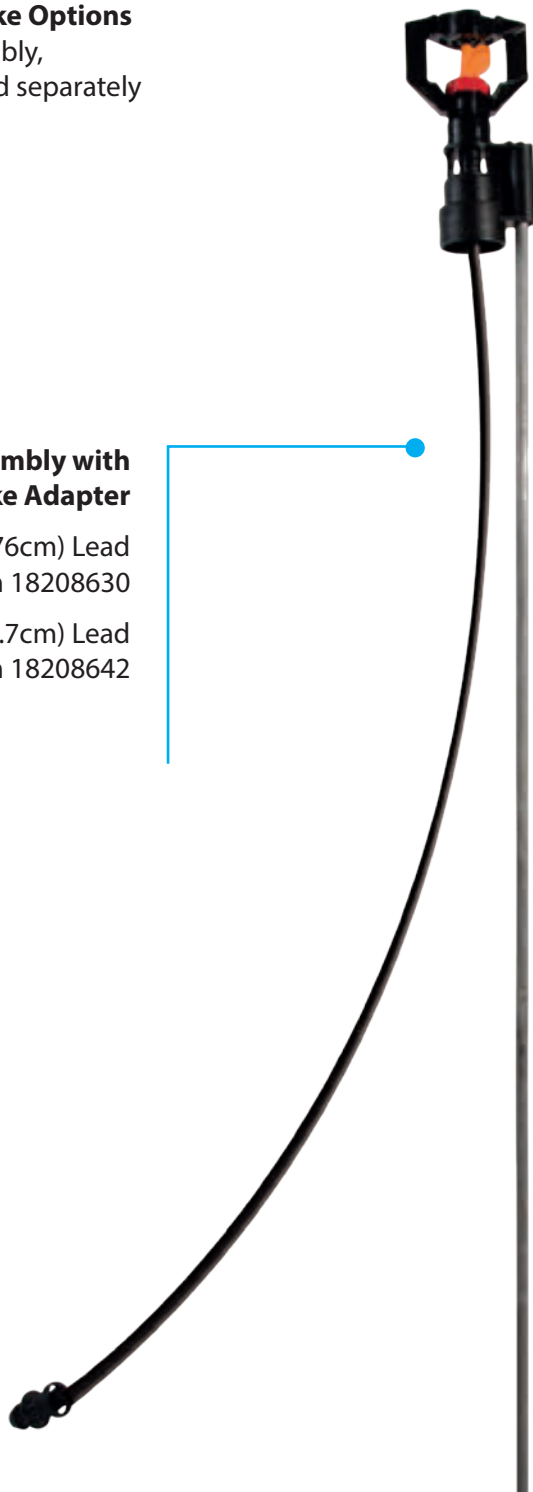
Stake, feedtube assembly,
and sprinkler each sold separately

Feedtube Assembly with Universal Stake Adapter

With 30" (76cm) Lead
Item 18208630

With 42" (106.7cm) Lead
Item 18208642

**Sprinkler with Female
ACME Connection**
(sold separately)



Stake Options

Steel Stake

24" (61cm) Long,
1/4" (6.4mm) Diameter
Item 18208S124
24" (61cm) Long,
5/16" (8mm) Diameter
Item 18208S224
48" (122cm) Long,
5/16" (8mm) Diameter
Item 18208S248

Fiberglass Stake

24" (61cm) Long,
1/4" (6.4mm) Diameter
Item 18208F124
24" (61cm) Long,
5/16" (8mm) Diameter
Item 18208F224

LFX600 Low Flow Sprinkler



The Rain Bird® LFX Low Flow Sprinkler was designed and built with efficiency in mind. The LFX600 offers unparalleled operational flexibility with both interchangeable brake assemblies and nozzles. Featuring unmatched water distribution at all trajectories, the LFX600 is perfect for a wide variety of applications.

Features

- Simple three part sprinkler design includes body, nozzle, and brake assembly with attached deflector
- Each nozzle and brake assembly was designed to easily be changed with other sizes or outlet trajectories to maximize operational flexibility
- Easy in-field maintenance with simple snap-in-place nozzle and brake assembly including visual indicators to ensure correct positioning
- Engineered to provide superior distribution uniformity for low volume applications in either an under-tree or over-head configuration
- Constructed of engineered thermoplastic materials for durability and weather resistance
- Color coded nozzles and deflectors for easy identification
- Two flow control nozzle options for consistent flow of water

Applications

- For Agriculture, Greenhouse, and Nursery applications which require a small footprint or low-volume sprinkler
- Optimized for a wide variety of applications including orchard and field irrigation, environmental control, crop cooling, and dust control

Accessories

- Stake options include: steel, fiberglass, or preassembled PVC assemblies
- 10mm feedtube configurations include: coil for custom installation, precut pieces in 36" (76.2cm) or 48" (106.7cm) length with barb preinstalled (with or without stake adapter installed)
- Variety of adapters for increased application flexibility

Specifications

Operating Range:

- 25-50 psi (1.72-3.45 bar)
- 0.61-2.12 gpm (140-469 l/h)
- 22-31 feet (6.7-9.4 meter) Radius

Sprinkler Body Options:

- 1/2" (13mm) NPT male pipe thread
- Female ACME thread

Deflector Trajectory Outlets:

- 9° Blue (09B)
- 12° Pink (12P)
- 15° Purple (15P)
- 15° Gold (15G)

Nozzle Sizes:


- Gray (65), 0.065" (1.65mm)
- White (70), 0.070" (1.78mm)
- Dark Blue (78), 0.078" (1.98mm)
- Orange (86), 0.086" (2.18mm)
- Purple (94), 0.094" (2.39mm)
- Yellow (10), 0.102" (2.59mm)
- 0.75gpm/170.3 l/h Flow Control (F4)
- 1.0gpm/227 l/h Flow Control (F5)

Packaging Data

- Sprinkler can be ordered assembled from the factory or à la carte for ultimate field flexibility
- Assembled sprinklers can be ordered in increments of 1 or by case quantity of 400
- Sprinkler parts vary in order increment and case quantity.
Nozzles: Order increment of 200; case quantity of 1,600
Brake Assemblies: Order increment of 200; case quantity of 4,000
Bodies: Order increment of 1; case quantity of 400
- Accessories and mounting options vary in order increment, call 1-800-HELLO-AG for details

System Components

Sprinkler can be ordered assembled from the factory or à la carte for ultimate field flexibility



Nozzle

Gray (65), 0.065" (1.65mm), Item 18116965G
 White (70), 0.070" (1.78mm), Item 18116970W
 Dark Blue (78), 0.078" (1.98mm), Item 18116978B
 Orange (86), 0.086" (2.18mm), Item 18116986O
 Purple (94), 0.094" (2.39mm), Item 18116994P
 Yellow (10), 0.102" (2.59mm), Item 181169102Y
 0.75gpm/170.3 l/h Flow Control (F4), Item 18212575
 1.0gpm/227 l/h Flow Control (F5), Item 18212510

Brake Assembly with Deflector

9° Blue, Item 1804999B
 12° Pink, Item 1804991P
 15° Purple, Item 18049915P
 15° Gold, Item 18049915G

Body

Female ACME, Item 180502
 1/2" (12.7mm) Male NPT, Item 180474

How to Order LFX600 Low Flow Sprinkler

LF06

Core Family
 LF06 – LFX600 Sprinkler

N

Body
 A - Female ACME Thread
 N - 1/2" Male NPT Thread

15P

Deflector
 09B – 9° Blue
 12P – 12° Pink
 15P – 15° Purple
 15G – 15° Gold

78

Nozzle
 65 – Gray
 70 – White
 78 – Dark Blue
 86 – Orange
 94 – Purple
 102 – Yellow
 F4 – FC 0.75 gpm
 F5 – FC 1.0 gpm

LFX600 Performance Data

US Measurements

Matrix of Assemblies	Brake Assembly with Deflector	Nozzle	Stream Height	Flow Rates and Throw Radius at Standard Pressures						Model Number Item Number	
				Gallons per Minute (gpm) Throw Radius (feet)						NPT	ACME
				25 psi	30 psi	35 psi	40 psi	45 psi	50 psi		
	9 Degree Blue Item# 1804999B	Gray #65 0.065" (1.651mm) Item# 18116965G	17-28 in (43-71 cm)	0.61 23	0.67 23	0.72 24	0.77 25	0.82 25	0.86 25	LF06N09B65 A85601E9B65	LF06A09B65 A85603E9B65
		White #70 0.070" (1.778mm) Item# 18116970W	22-30 in (56-76 cm)	0.70 24	0.77 24	0.83 24	0.89 25	0.94 25	0.99 26	LF06N09B70 A85601E9B70	LF06A09B70 A85603E9B70
		Dark Blue #78 0.078" (1.981mm) Item# 18116978B	22-30 in (56-76 cm)	0.88 25	0.97 25	1.05 25	1.12 25	1.19 25	1.25 26	LF06N09B78 A85601E9B78	LF06A09B78 A85603E9B78
		F4 0.75GPM/170.3LPH Item# 18212575	19-26 in (48-66 cm)	0.75 22.5						LF06N09BF4 A85601E9BF4	LF06A09BF4 A85603E9BF4
		F5 1.0GPM/227.1LPH Item# 18212510	22-31 in (56-79 cm)	1.0 23.5						LF06N09BF5 A85601E9BF5	LF06A09BF5 A85603E9BF5
	12 Degree Pink Item# 18049912P	Dark Blue #78 0.078" (1.981mm) Item# 18116978B	23-31 in (58-79 cm)			1.05 23	1.12 24	1.19 25	1.25 26	LF06N12P78 A85601E12P78	LF06A12P78 A85603E12P78
		Orange #86 0.086" (2.184mm) Item# 18116986O	22-32 in (56-81 cm)		1.18 26	1.27 28	1.36 29	1.44 29	1.52 29	LF06N12P86 A85601E12P86	LF06A12P86 A85603E12P86
		Purple #94 0.094" (2.388mm) Item# 18116994P	20-32 in (51-81 cm)	1.27 26	1.39 28	1.50 29	1.61 28	1.70 29	1.80 29	LF06N12P94 A85601E12P94	LF06A12P94 A85603E12P94
		Yellow #102 0.102" (2.591mm) Item# 181169102Y	21-34 in (53-86 cm)	1.50 27	1.65 28	1.78 30	1.90 30	2.02 29	2.12 29	LF06N12P10 A85601E12P10	LF06A12P10 A85603E12P10
	15 Degree Purple Item# 18049915P	Gray #65 0.065" (1.651mm) Item# 18116965G	27-41 in (69-104 cm)	0.61 26	0.67 24	0.72 25	0.77 25	0.82 27	0.86 26	LF06N15P65 A85601E15P65	LF06A15P65 A85603E15P65
		White #70 0.070" (1.778mm) Item# 18116970W	31-44 in (79-112 cm)	0.70 26	0.77 27	0.83 27	0.89 29	0.94 29	0.99 29	LF06N15P70 A85601E15P70	LF06A15P70 A85603E15P70
		Dark Blue #78 0.078" (1.981mm) Item# 18116978B	34-45 in (86-114 cm)	0.88 28	0.97 28	1.05 29	1.12 29	1.19 29	1.25 28	LF06N15P78 A85601E15P78	LF06A15P78 A85603E15P78
		F4 0.75GPM/170.3LPH Item# 18212575	31-42 in (79-107 cm)	0.75 24						LF06N15PF4 A85601E15PF4	LF06A15PF4 A85603E15PF4
		F5 1.0GPM/227.1LPH Item# 18212510	34-44 in (86-112 cm)	1.0 27.5						LF06N15PF5 A85601E15PF5	LF06A15PF5 A85603E15PF5
	15 Degree Gold Item# 18049915G	Orange #86 0.086" (2.184mm) Item# 18116986O	27-50 in (69-127 cm)	1.07 26	1.18 28	1.27 28	1.36 29	1.44 29	1.52 30	LF06N15G86 A85601E15G86	LF06A15G86 A85603E15G86
		Purple #94 0.094" (2.388mm) Item# 18116994P	38-49 in (97-124 cm)	1.27 28	1.39 30	1.50 30	1.61 31	1.70 31	1.80 31	LF06N15G94 A85601E15G94	LF06A15G94 A85603E15G94
		Yellow #102 0.102" (2.591mm) Item# 181169102Y	41-53 in (104-135 cm)	1.50 31	1.65 31	1.78 31	1.90 30	2.02 30	2.12 30	LF06N15G10 A85601E15G10	LF06A15G10 A85603E15G10

Sprinkler riser must be stable to achieve stated performance. Performance data based on 12 in. riser.

LFX600 Performance Data

Metric Measurements

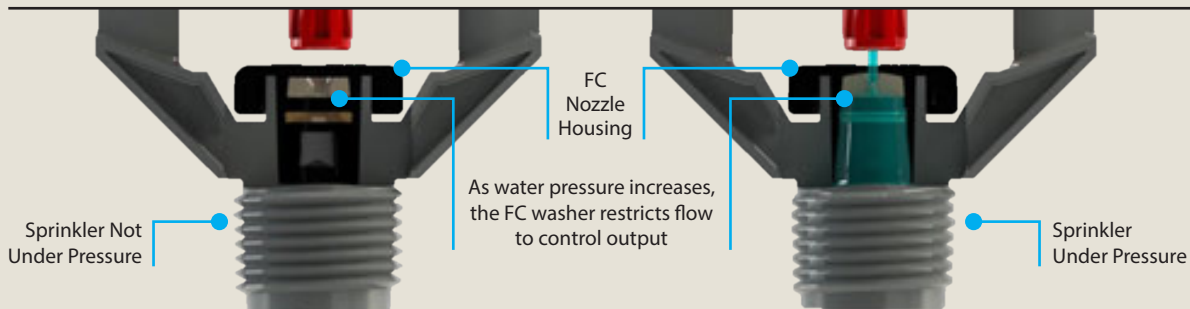
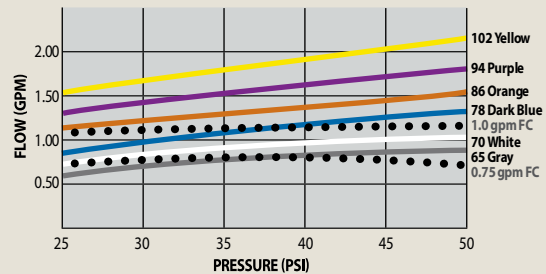
MATRIX OF ASSEMBLIES	Brake Assembly with De-ector	Nozzle	Stream Height	Flow Rates and Throw Radius at Standard Pressures								Model Number Item Number	
				Liter per Hour (l/h) Throw Radius (meters)								NPT	ACME
				1.75 bar	2 bar	2.25 bar	2.5 bar	2.75 bar	3 bar	3.25 bar			
9 Degree Blue Item 1804999B		Gray #65 0.065" (1.651mm) Item# 18116965G	17-28 in (43-71 cm)	140 7.0	149 7.0	158 7.3	167 7.5	175 7.6	183 7.6	190 7.6	LF06N09B65 A85601E9B65	LF06A09B65 A85603E9B65	
		White #70 0.070" (1.778mm) Item# 18116970W	22-30 in (56-76 cm)	161 7.3	172 7.3	182 7.3	192 7.5	202 7.6	211 7.6	219 7.9	LF06N09B70 A85601E9B70	LF06A09B70 A85603E9B70	
		Dark Blue #78 0.078" (1.981mm) Item# 18116978B	22-30 in (56-76 cm)	203 7.6	216 7.6	230 7.6	242 7.6	254 7.6	265 7.6	276 7.9	LF06N09B78 A85601E9B78	LF06A09B78 A85603E9B78	
		F4 0.75GPM/170.3LPH Item# 18212575	19-26 in (48-66 cm)	170 6.8								LF06N09BF4 A85601E9BF4	LF06A09BF4 A85603E9BF4
		F5 1.0GPM/227.1LPH Item 18212510	22-31 in (56-79 cm)	227 7.2								LF06N09BF5 A85601E9BF5	LF06A09BF5 A85603E9BF5
12 Degree Pink Item 1804991 P		Dark Blue #78 0.078" (1.981mm) Item 18116978B	23-31 in (58-79 cm)			230 7.0	242 7.2	254 7.3	265 7.6	276 7.9	LF06N12P78 A85601E12P78	LF06A12P78 A85603E12P78	
		Orange #86 0.086" (2.184mm) Item 18116986O	22-32 in (56-81 cm)		263 7.9	279 8.5	294 8.7	308 8.8	322 8.8	335 8.8	LF06N12P86 A85601E12P86	LF06A12P86 A85603E12P86	
		Purple #94 0.094" (2.388mm) Item 18116994P	20-32 in (51-81 cm)	291 7.9	311 8.5	330 8.8	347 8.7	364 8.5	381 8.8	396 8.8	LF06N12P94 A85601E12P94	LF06A12P94 A85603E12P94	
		Yellow #102 0.102" (2.591mm) Item 181169102Y	21-34 in (53-86 cm)	344 8.2	368 8.5	390 9.1	411 9.1	431 9.1	450 8.8	469 8.8	LF06N12P102 A85601E12P102	LF06A12P102 A85603E12P102	

Sprinkler riser must be stable to achieve stated performance. Performance data based on 30cm riser.

Save Water and Increase Yield by Regulating Flow Across the Entire Pressure Range

Upgrade the standard flow nozzle to the Flow Control (FC) nozzle for consistent flow along laterals and across terrain variations.

- Avoid over or under watering
- Increase yield with regulated flow
- Simple upgrade, no special tools required
- Two flow rates available 0.75 gpm (170.3 l/h) or 1.0 gpm (227.3 l/h)
- Operating range from 25 to 50 psi (1.72 to 3.45 bar)



LFX600 Performance Data


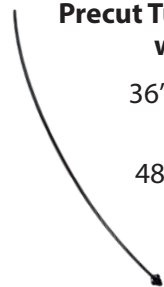







Metric Measurements

MATRIX OF ASSEMBLIES	Brake Assembly with De-ector	Nozzle	Stream Height	Flow Rates and Throw Radius at Standard Pressures								Model Number Item Number	
				Liter per Hour (l/h) Throw Radius (meters)								NPT	ACME
				1.75 bar	2 bar	2.25 bar	2.5 bar	2.75 bar	3 bar	3.25 bar			
15 Degree Purple Item 18049915P		Gray #65 0.065" (1.651mm) Item 18116965G	27-41 in (69-104 cm)	140 7.9	149 7.3	158 7.6	167 7.6	175 7.6	183 8.2	190 7.9	LF06N15P65 A85601E15P65	LF06A15P65 A85603E15P65	
		White #70 0.070" (1.778mm) Item 18116970W	31-44 in (79-112 cm)	161 7.9	172 8.2	182 8.2	192 8.5	202 8.8	211 8.8	219 8.8	LF06N15P70 A85601E15P70	LF06A15P70 A85603E15P70	
		Dark Blue #78 0.078" (1.981mm) Item 18116978B	34-45 in (86-114 cm)	203 8.5	216 8.5	230 8.8	242 8.8	254 8.8	265 8.8	276 8.5	LF06N15P78 A85601E15P78	LF06A15P78 A85603E15P78	
		F4 0.75GPM/170.3LPH Item 18212575	31-42 in (79-107 cm)	170 7.3								LF06N15PF4 A85601E15PF4	LF06A15PF4 A85603E15PF4
		F5 1.0GPM/227.1LPH Item 18212510	34-44 in (86-112 cm)	227 8.4								LF06N15PF5 A85601E15PF5	LF06A15PF5 A85603E15PF5
15 Degree Gold Item 18049915G		Orange #86 0.086" (2.184mm) Item 18116986O	27-50 in (69-127 cm)	246 7.9	263 8.5	279 8.5	294 8.7	308 8.8	322 8.8	335 9.1	LF06N15G86 A85601E15G86	LF06A15G86 A85603E15G86	
		Purple #94 0.094" (2.388mm) Item 18116994P	38-49 in (97-124 cm)	291 8.5	311 9.1	330 9.1	347 9.3	364 9.4	381 9.4	396 9.4	LF06N15G94 A85601E15G94	LF06A15G94 A85603E15G94	
		Yellow #102 0.102" (2.591mm) Item 181169102Y	41-53 in (104-135 cm)	344 9.4	368 9.4	390 9.4	411 9.3	431 9.1	450 9.1	469 9.1	LF06N15G102 A85601E15G102	LF06A15G102 A85603E15G102	

Sprinkler riser must be stable to achieve stated performance. Performance data based on 30cm riser.



Distribution Tubing, Adapters and Accessories

10mm Distribution Tubing Options		
<p>Precut Tube, Assembled with Universal Stake Adapter & Barb</p> <p>36" (91.4cm) Tubing Item 18292736</p> <p>48" (122cm) Tubing Item 18292748</p> 	<p>Precut Tube, Assembled with 10mm Barb</p> <p>36" (91.4cm) Tubing Item 18292636</p> <p>48" (122cm) Tubing Item 18292648</p> 	<p>10mm Distribution Tubing</p> <p>OD 0.35" (9.0mm) ID 0.05" (12.8mm) Wall thickness .075" (1.9mm) 1,000' (305m) Model LFX1010 Item 18216310</p> 
Adapters		
<p>Universal Stake Adapter</p> <p>Interchangeable stake adapter for use with small diameter (1/4" or 5/16") or large diameter (1/2" or 3/4") stakes.</p> <p>Item 181179</p> <p>Fits 6mm, 8mm, 20mm, or 25mm stakes. Use with ACME sprinkler body.</p> <p>Item 18210720</p> 	<p>ACME to Slip Adapter</p> <p>Converts female ACME connection to slip fit; allows adapter to be glued to stake.</p> <p>ACME to 1/2" or 3/4". Grey. Item 181177</p> <p>ACME to 20mm or 25mm. White. Item 181178</p> 	<p>ACME to Male NPT Adapter</p> <p>Converts Female ACME connection to MNPT.</p> <p>3/8" Male NPT by ACME Item 182987</p> <p>1/2" Male NPT by ACME Item 181175</p> 
Accessories		
<p>Edge/Road Guard</p> <p>Converts unit to part-circle operation. Snap-on design</p> <p>Item 182307EG</p> 	<p>Stream Splitter One-Sided</p> <p>Creates a single dry wedge to protect adjacent tree trunk. Snap-on design.</p> <p>Item 1230610</p> 	
<p>Stream Splitter Two-Sided</p> <p>Creates two dry wedges to protect adjacent tree trunks. Snap-on design.</p> <p>Item 1230620</p> 		

Mounting Options and Accessories

A variety of mounting options are available to support the LFX Low Flow Sprinklers. These interchangeable, inexpensive, and simple to use mounting options are supported with installation tools. To add flexibility to this already flexible sprinkler, mounting accessories also feature Rain Bird® extruded 5mm feedtube in two pre-cut lengths or a full coil for complete customization.



¾" (19mm) PVC Stake Assembly

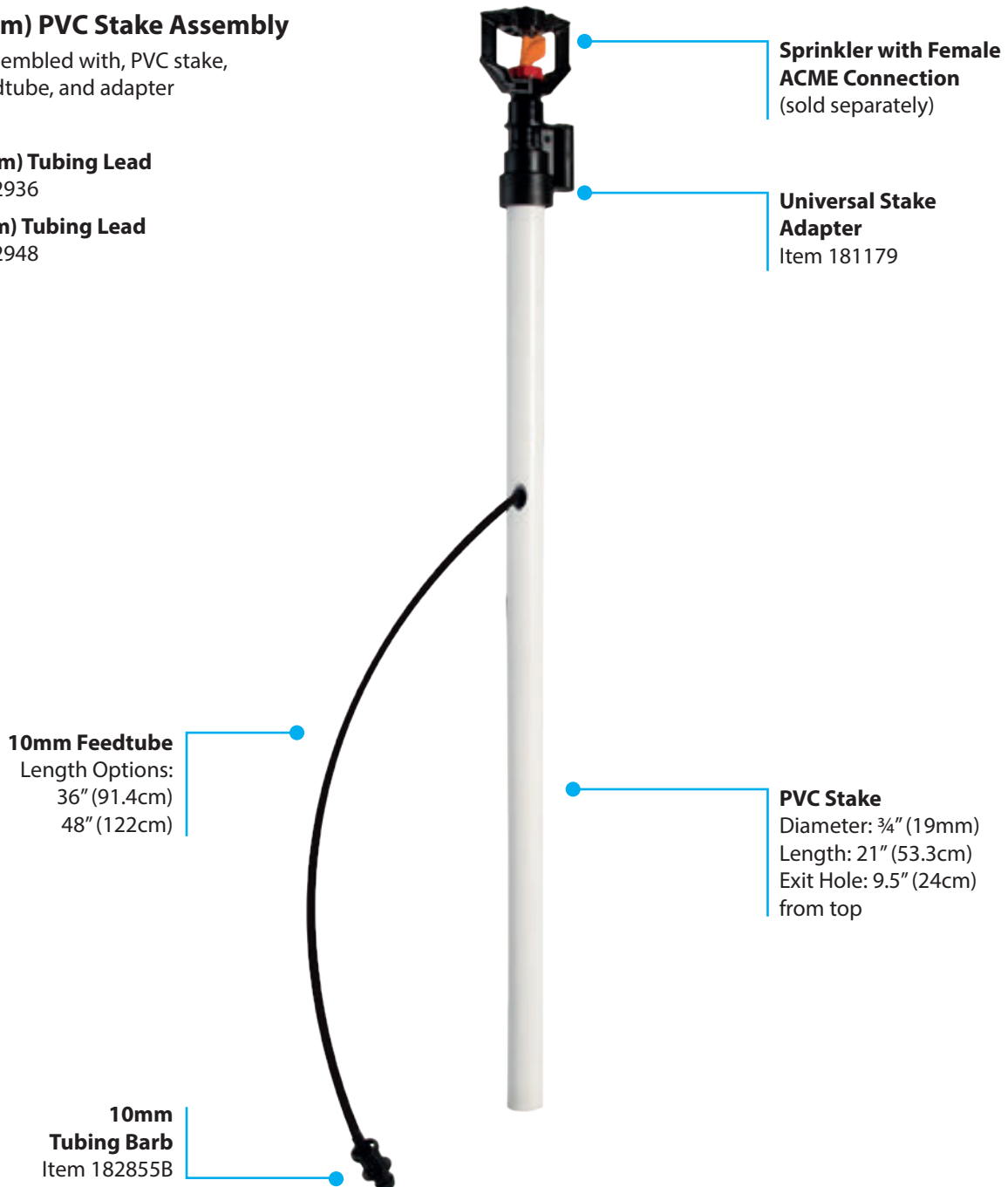
Factory assembled with, PVC stake, 10mm feedtube, and adapter

36" (91.4cm) Tubing Lead

Item 18292936

48" (122cm) Tubing Lead

Item 18292948



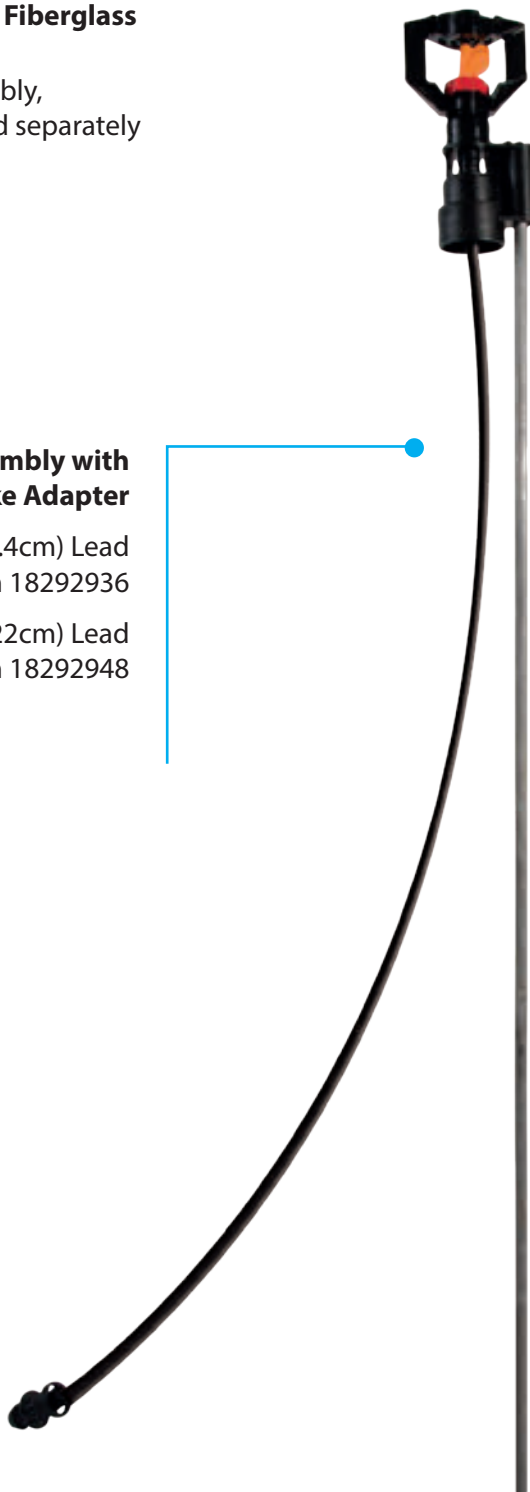
24" (61CM) Steel and Fiberglass Long Stake Options

Stake, feedtube assembly,
and sprinkler each sold separately

Feedtube Assembly with Universal Stake Adapter

With 36" (91.4cm) Lead
Item 18292936

With 48" (122cm) Lead
Item 18292948



**Sprinkler with Female
ACME Connection**
(sold separately)

Stake Options

Steel Stake

24" (61cm) Long,
1/4" (6.4mm) Diameter
Item 18208S124
24" (61cm) Long,
5/16" (8mm) Diameter
Item 18208S224
48" (122cm) Long,
5/16" (8mm) Diameter
Item 18208S248

Fiberglass Stake

24" (61cm) Long,
1/4" (6.4mm) Diameter
Item 18208F124
24" (61cm) Long,
5/16" (8mm) Diameter
Item 18208F224

LF™ Series Sprinkler



The Rain Bird® LF™ Series Sprinkler is built to withstand the harsh conditions of a variety of agricultural applications. Leveraging the advantages of an impact sprinkler, the LF Series Sprinkler offers full circle operation with stream height flexibility to deliver precise, uniform, and unrivaled water distribution.

Features

- Weighted drive unit increases dwell time between stream interruptions to maximize throw distance
- Precision Jet (PJ) spoon directs water toward the field to prevent erosion at the riser base
- Deflector's made of engineered thermoplastic for wear resistance and dimensional stability and designed with break-up features to optimize uniformity
- Consistent performance in wide temperature range: ideal for cooling or frost protection
- Snap-in-place color-coded nozzles and deflectors for simple setup and easy field identification – no tools required
- Sprinkler can be purchased assembled or separately and comprised of four simple parts: drive unit, body (ACME or NPT), deflector, and nozzle. Anti-theft bodies sold separately

Specifications

Operating pressure:

- 25 to 60 psi (1.7 to 4.2 bar)

Flow range:

- 0.77 to 6.82 gpm (175 to 1,549 l/h)

Throw Radius Range

- 22 to 50 ft. (6.6 to 15.2m)

Stream Height Range:

- 12 to 120 in. (30 to 305cm)

Sprinkler Body Options:

- ½" (13mm) NPT male pipe thread
- 23mm ACME male thread (requires special adapter)
- Anti-theft bodies available

Deflector Trajectory Outlets:

- Deflector trajectories vary by sprinkler model, see performance charts for details
- LF1200 available with 6°, 10°, 12°, 16°, 17°, or 21°
- LF2400 available with 10°, 13°, 15°, or 22°
- LF2400 Long Range available with 27° only

Nozzle Sizes:

- Nozzle sizes vary by sprinkler model, see performance charts for details
- LF1200 includes nozzles ranging in size from 0.078 - 0.117" (1.98 - 2.97mm)
- LF2400 includes nozzles ranging in size from 0.109 - 0.141" (2.76 - 3.57mm)
- LF2400 Long Range includes nozzles ranging in size from 0.141 - 0.172" (3.57 - 4.37mm)

Packaging Data

- Assembled sprinklers can be ordered in increments of 1; case quantity of 100
- Nozzles and deflectors can be ordered in increments of 200 pieces; case quantity of nozzles is 1,600; case quantity of deflectors is 1,600
- Unassembled Body and Drive Units can be ordered in increments of 1; case quantity of 100

Accessories

- Adapters available to convert ACME body to ½" or ¾" Male NPT
- Adapters available to convert ACME to female slip including: ½" and ¾" slip or 20mm and 25mm slip
- Edge guard, splash guard, and stream splitter available

System Components



Optional: Anti-theft (AT) body features screws to add additional security in the field.






How to Order LF Series Sprinkler






Item number for Nozzle Only	Deflector	Nozzle	Stream Height (in.)	Flow Rate at Standard Pressures (gpm)								Model Number Item Number	
				Throw Radius at Standard Pressure (feet)								NPT	ACME
				25 psi	30 psi	35 psi	40 psi	45 psi	50 psi	55 psi	60 psi		
Item number for Deflector Only	6 Degree Dark Purple 118285	Orange (11809844) 44 Drill, 0.086"	14-20		1.17	1.26	1.35	1.43	1.51	1.59	1.67	LF12N06P44	LF12A06P44
				23	23	25	25	25	26	26	A85001B0644	A85003B0644	
	Purple (11809806) 3/32", 0.094"	14-21	1.27	1.39	1.5	1.61	1.71	1.8	1.89	1.98	LF12N06P06	LF12A06P06	
			22	24	24	26	26	28	26	27	A85001B0606	A85003B0606	
	Yellow (11809838) 38 Drill, 0.102"	16-21	1.49	1.63	1.77	1.89	2.00	2.12				LF12N06P38	LF12A06P38
			23	25	25	27	27	28			A85001B0638	A85003B0638	






Empty boxes represent application combinations not recommended by Rain Bird.

Model number and item number for fully assembled sprinkler with NPT body

Model number and item number for fully assembled sprinkler with ACME body

Item Numbers & Descriptions for Ordering Separately					
LF1200	BODIES		Description	Order Increment	Item Number
			NPT Body	1	118134
ACME Body (adapter required)	1	118311			
ACME Anti-Theft Body (adapter required)	1	118310			
NPT Body with LF1200 Drive	1	A85000			
Anti-Theft ACME Body with LF1200 Drive	1	A85000AT			
Anti-Theft Screwdriver	1	118317			
DRIVE		Drive Only	1	118201	
		BODIES & DRIVES		Drive with NPT Body	1
Drive with Anti-Theft ACME Body	1			A85000AT	
NOZZLES		Blue, 5/64", 0.078", 1.98mm	200	11809805	
		Orange, 44 Drill, 0.086", 2.18mm	200	11809844	
		Purple, 3/32", 0.094", 2.39mm	200	11809806	
		Yellow, 38 Drill, 0.102", 2.59mm	200	11809838	
		Green, 7/64", 0.109", 2.76mm	200	11809807	
		Tan, 30 Drill, 0.117", 2.97mm	200	11809830	
		DEFLECTORS		6 Degree Dk. Purple	200
10 Degree White	200			118231	
12 Degree Cyan Blue	200			118262	
12 Degree Pink	200			118354	
16 Degree Red	200			118240	
17 Degree Powder Blue	200			118226	
21 Degree Olive Green	200			118339	

LF2400	BODIES		NPT Body	1	118134
			ACME Body (adapter required)	1	118311
ACME Anti-Theft Body (adapter required)	1	118310			
NPT Body with LF2400 Drive	1	A85200			
Anti-Theft ACME Body with LF2400 Drive	1	A85200AT			
Anti-Theft Screwdriver	1	118317			
DRIVE		Drive Only	1	118572	
		BODIES & DRIVES		Drive with NPT Body	1
Drive with Anti-Theft ACME Body	1			A85200AT	
NOZZLES		Green, 7/64", 0.109", 2.76mm	200	11809807	
		Tan, 30 Drill, 0.117", 2.97mm	200	11809830	
		Red, 1/8", 0.125", 3.18mm	200	11809808	
		Black, 29 Drill, 0.133", 3.38mm	200	11809829	
		Silver, 9/64", 0.141", 3.57mm	200	11809809	
		DEFLECTORS		10 Degree Lime	200
13 Degree Maroon	200			118600	
15 Degree Tangerine	200			118583	
22 Degree Dark Green	200			118585	

Item Numbers & Descriptions for Ordering Separately (continued)					
LF2400 LR	BODIES		NPT Body	1	118134
			ACME Body (adapter required)	1	118311
			ACME Anti-Theft Body (adapter required)	1	118310
			NPT Body with LF2400 Drive	1	A85200
			Anti-Theft ACME Body with LF2400 Drive	1	A85200AT
			Anti-Theft Screwdriver	1	118317
	DRIVE		Drive Only	1	118572
	BODIES & DRIVES		Drive with NPT Body	1	A85200
			Drive with Anti-Theft ACME Body	1	A85200AT
	NOZZLES		Silver, 9/64", 0.141", 3.57mm	200	11809809
			Brown, 5/32", 0.156", 3.97mm	200	11809810
			Dark Grey, 11/64", 0.172", 4.37mm	200	11809811
	DEFLECTORS		27 Degree Black	200	118602



LF1200 Performance Data

US Measurements

Matrix of Assemblies	Deflector	Nozzle	Stream Height (in.)	Flow Rate at Standard Pressures (gpm)								Model Number		
				Throw Radius at Standard Pressure (feet)								Item Number		
				25 psi	30 psi	35 psi	40 psi	45 psi	50 psi	55 psi	60 psi	NPT	ACME	
6 Degree Dark Purple 118285		Orange (11809844) 44 Drill, 0.086"	14-20		1.17	1.26	1.35	1.43	1.51	1.59	1.67	LF12N06P44	--	
				23	23	25	25	25	26	26	A85001B0644	--		
		Purple (11809806) 3/32", 0.094"	14-21	1.27	1.39	1.5	1.61	1.71	1.8	1.89	1.98	LF12N06P06	LF12A06P06	
				22	24	24	26	26	28	26	27	A85001B0606	A85003B0606	
		Yellow (11809838) 38 Drill, 0.102"	16-21	1.49	1.63	1.77	1.89	2.00	2.12			LF12N06P38	--	
				23	25	25	27	27	28			A85001B0638	--	
	10 Degree White 118231		Blue (11809805) 5/64", 0.078"	19-29		0.97	1.05	1.12	1.19	1.25	1.31	1.37	LF12N10W05	LF12A10W05
					25	26	26	27	27	27	27	27	A85001B1005	A85003B1005
			Orange (11809844) 44 Drill, 0.086"	24-33		1.17	1.26	1.35	1.43	1.51	1.59	1.67	LF12N10W44	LF12A10W44
				25	27	27	28	27	30	29		A85001B1044	A85003B1044	
		Purple (11809806) 3/32", 0.094"	22-34	1.27	1.39	1.5	1.61	1.71	1.8	1.89	1.98	LF12N10W06	--	
				26	28	28	28	29	29	29	29	A85001B1006	--	
		Yellow (11809838) 38 Drill, 0.102"	24-34	1.49	1.63	1.77	1.89	2.00	2.12			LF12N10W38	LF12A10W38	
				27	29	28	31	30	30			A85001B1038	A85003B1038	
12 Degree Cyan Blue 118262			Orange (11809844) 44 Drill, 0.086"	28-39		1.17	1.26	1.35	1.43	1.51	1.59	1.67	LF12N12B44	LF12A12B44
				27	28	29	29	29	30	30	A85001B1244	A85003B1244		
		Purple (11809806) 3/32", 0.094"	28-40	1.27	1.39	1.5	1.61	1.71	1.8	1.89	1.98	LF12N12B06	LF12A12B06	
				27	29	30	31	31	31	32	32	A85001B1206	A85003B1206	
		Yellow (11809838) 38 Drill, 0.102"	30-43	1.49	1.63	1.77	1.89	2.00	2.12			LF12N12B38	LF12A12B38	
				28	30	32	32	32	33			A85001B1238	A85003B1238	
		Green (11809807) 7/64", 0.109"	30-41	1.69	1.85	2.00	2.15					LF12N12P07	LF12A12P07	
				30	32	33	34					A85001B1207	A85003B1207	
		Tan (11809830) 30 Drill, 0.117"	34-44	1.97	2.17	2.35	2.53					LF12N12P30	LF12A12P30	
			31	33	34	35					A85001B1230	A85003B1230		
16 Degree Red 118240		Blue (11809805) 5/64", 0.078"	46-59				1.12	1.19	1.25	1.31	1.37	LF12N16R05	LF12A16R05	
							30	31	30	31	31	A85001B1605	A85003B1605	
		Orange (11809844) 44 Drill, 0.086"	42-55		1.17	1.26	1.35	1.43	1.51	1.59	1.67	LF12N16R44	LF12A16R44	
				31	32	32	32	32	32	32	32	A85001B1644	A85003B1644	
		Purple (11809806) 3/32", 0.094"	40-55	1.27	1.39	1.50	1.61	1.71	1.80	1.89	1.98	LF12N16R06	LF12A16R06	
				30	31	32	33	33	34	34	34	A85001B1606	A85003B1606	
		Yellow (11809838) 38 Drill, 0.102"	40-55	1.49	1.63	1.77	1.89	2.00	2.12			LF12N16R38	LF12A16R38	
				30	31	33	33	33	32			A85001B1638	A85003B1638	
	17 Degree Powder Blue 118226		Blue (11809805) 5/64", 0.078"	41-55		0.97	1.05	1.12	1.19	1.25	1.31	1.37	LF12N17B05	--
				27	31	30	33	33	33	33	33	A85001B1705	--	
		Orange (11809844) 44 Drill, 0.086"	49-60		1.17	1.26	1.35	1.43	1.51	1.59	1.67	LF12N17B44	LF12A17B44	
				31	33	34	34	34	34	33		A85001B1744	A85003B1744	
		Purple (11809806) 3/32", 0.094"	42-61	1.27	1.39	1.50	1.61	1.71	1.80	1.89	1.98	LF12N17B06	--	
				31	33	34	35	36	35	36	36	A85001B1706	--	
		Yellow (11809838) 38 Drill, 0.102"	43-61	1.49	1.63	1.77	1.89	2.00	2.12			LF12N17B38	--	
				32	34	35	36	36	37			A85001B1738	--	
		Orange (11809844) 44 Drill, 0.086"	60-74		1.17	1.26	1.35	1.43	1.51	1.59	1.67	LF12N21G44	--	
				34	34	34	35	35	35	35	A85001B2144	--		
	Purple (11809806) 3/32", 0.094"	50-75	1.27	1.39	1.50	1.61	1.71	1.80	1.89	1.98	LF12N21G06	LF12A21G06		
			33	34	35	35	35	35	35	36	A85001B2106	A85003B2106		
	Yellow (11809838) 38 Drill, 0.102"	53-72	1.49	1.63	1.77	1.89	2.00	2.12			LF12N21G38	LF12A21G38		
			34	35	36	36	36	36			A85001B2138	A85003B2138		

Sprinkler riser must be stable to achieve stated performance. Performance data based on 12 inch riser. Standard ACME body listed. Call for Item Numbers with Anti-Theft ACME body. 1-800-HELLO-AG

LF1200 Performance Data

Metric Measurements

Deflector	Nozzle	Stream Height (cm)	Flow Rate at Standard Pressures (l/h)								Model Number		
			Throw Radius at Standard Pressure (m)								NPT	ACME	
			1.7 bar	2.1 bar	2.4 bar	2.8 bar	3.1 bar	3.5 bar	3.8 bar	4.2 bar			
6 Degree Dark Purple 118285 	Orange (11809844) 44 Drill, 0.086" 	35-50		266	286	307	325	343	361	379	LF12N06P44	--	
				6.9	6.9	7.5	7.5	7.8	7.8	7.8	A85001B0644	--	
	Purple (11809806) 3/32", 0.094" 	35-53	288	316	341	366	388	409	429	450	LF12N06P06	LF12A06P06	
			6.6	7.2	7.2	7.8	7.8	8.4	7.8	8.1	A85001B0606	A85003B0606	
	Yellow (11809838) 38 Drill, 0.102" 	40-53	338	370	402	429	454	481			LF12N06P38	--	
			6.9	7.5	7.5	8.1	8.1	8.4			A85001B0638	--	
10 Degree White 118231 	Blue (11809805) 5/64", 0.078" 	48-73		220	238	254	270	284	298	311	LF12N10W05	LF12A10W05	
				7.5	7.8	7.8	8.1	8.1	8.1	8.1	A85001B1005	A85003B1005	
	Orange (11809844) 44 Drill, 0.086" 	60-83		266	286	307	325	343	361	379	LF12N10W44	LF12A10W44	
				7.5	8.1	8.1	8.4	8.1	9.0	8.7	A85001B1044	A85003B1044	
	Purple (11809806) 3/32", 0.094" 	55-86	288	316	341	366	388	409	429	450	LF12N10W06	--	
			7.8	8.4	8.4	8.4	8.7	8.7	8.7	8.7	A85001B1006	--	
12 Degree Cyan Blue 118262 	Orange (11809844) 44 Drill, 0.086" 	71-99		266	286	307	325	343	361	379	LF12N12B44	LF12A12B44	
				8.1	8.4	8.7	8.7	8.7	9.0	9.0	A85001B1244	A85003B1244	
	Purple (11809806) 3/32", 0.094" 	71-101	288	316	341	366	388	409	429	450	LF12N12B06	LF12A12B06	
			8.1	8.7	9.0	9.3	9.3	9.39	9.6	9.6	A85001B1206	A85003B1206	
	Yellow (11809838) 38 Drill, 0.102" 	76-109	338	370	402	429	454	481			LF12N12B38	LF12A12B38	
			8.4	9.0	9.6	9.6	9.6	9.6			A85001B1238	A85003B1238	
12 Degree Pink 118354 	Green (11809807) 7/64", 0.109" 	76-104	384	420	454	488					LF12N12P07	LF12A12P07	
			9.0	9.6	9.9	10.2					A85001B1207	A85003B1207	
	Tan (11809830) 30 Drill, 0.117" 	86-111	447	493	534	575					LF12N12P30	LF12A12P30	
			9.3	9.9	10.2	10.5					A85001B1230	A85003B1230	
	16 Degree Red 118240 	Blue (11809805) 5/64", 0.078" 	116-149				254	270	284	298	311	LF12N16R05	LF12A16R05
							9.0	9.3	9.0	9.3	9.3	A85001B1605	A85003B1605
Orange (11809844) 44 Drill, 0.086" 		106-139		266	286	307	325	343	361	379	LF12N16R44	LF12A16R44	
				9.3	9.6	9.6	9.6	9.6	9.6	9.6	A85001B1644	A85003B1644	
Purple (11809806) 3/32", 0.094" 		101-139	288	316	341	366	388	409	429	450	LF12N16R06	LF12A16R06	
			9.0	9.3	9.6	9.9	9.9	10.2	10.2	10.2	A85001B1606	A85003B1606	
17 Degree Powder Blue 118226 	Blue (11809805) 5/64", 0.078" 	104-139		220	238	254	270	284	298	311	LF12N17B05	--	
				8.1	9.3	9.0	9.9	9.9	9.9	9.9	A85001B1705	--	
	Orange (11809844) 44 Drill, 0.086" 	124-152		266	286	307	325	343	361	379	LF12N17B44	LF12A17B44	
				9.3	9.9	10.2	10.2	10.2	10.2	9.9	A85001B1744	A85003B1744	
	Purple (11809806) 3/32", 0.094" 	106-154	288	316	341	366	388	409	429	450	LF12N17B06	--	
			9.3	9.9	10.2	10.5	10.8	10.5	10.8	10.8	A85001B1706	--	
21 Degree Olive Green 118339 	Yellow (11809838) 38 Drill, 0.102" 	109-154	338	370	402	429	454	481			LF12N17B38	--	
			9.6	10.2	10.5	10.8	10.8	11.1			A85001B1738	--	
	Orange (11809844) 44 Drill, 0.086" 	152-187		266	286	307	325	343	361	379	LF12N21G44	--	
				10.2	10.2	10.2	10.5	10.5	10.5	10.5	A85001B2144	--	
	Purple (11809806) 3/32", 0.094" 	127-190	288	316	341	366	388	409	429	450	LF12N21G06	LF12A21G06	
			9.9	10.2	10.5	10.5	10.5	10.5	10.5	10.8	A85001B2106	A85003B2106	
Yellow (11809838) 38 Drill, 0.102" 	134-182	338	370	402	429	454	481			LF12N21G38	LF12A21G38		
			10.2	10.5	10.8	10.8	10.8	10.8			A85001B2138	A85003B2138	

Sprinkler riser must be stable to achieve stated performance. Performance data based on 30cm riser. Standard ACME body listed. Call for Item Numbers with Anti-Theft ACME body. 1-800-HELLO-AG

LF2400 Performance Data





US Measurements

Deflector	Nozzle	Stream Height (in.)	Flow Rate at Standard Pressures (gpm) Throw Radius at Standard Pressure (feet)								Model Number Item Number	
			25 psi	30 psi	35 psi	40 psi	45 psi	50 psi	55 psi	60 psi	NPT	ACME
10 Degree Lime 118599 	Green (11809807) 7/64", 0.109" 	20-38	1.69	1.85	2.00	2.15	2.28	2.45	2.57	2.70	LF24N10L07	LF24A10L07
			27	29	30	32	33	34	34	35	A85201C1007	A85203C1007
	Tan (11809830) 30 Drill, 0.117" 	24-38	1.97	2.17	2.35	2.53	2.67	2.81	2.95	3.09	LF24N10L30	LF24A10L30
			29	30	32	33	34	35	35	36	A85201C1030	A85203C1030
	Red (11809808) 1/8", 0.125" 	42-41	2.24	2.50	2.70	2.89	3.07	3.20	3.36	3.52	LF24N10L08	--
		30	32	33	34	35	36	36	36	A85201C1008	--	
	Black (11809829) 29 Drill, 0.133" 	30-48	2.52	2.81	3.03	3.25	3.45	3.60	3.75	3.88	LF24N10L29	LF24A10L29
		30	32	33	35	35	36	36	37	A85201C1029	A85203C1029	
	Silver (11809809) 9/64", 0.141" 	32-44	2.93	3.27	3.53	3.78	4.02				LF24N10L09	--
		32	34	35	36	37				A85201C1009	--	
13 Degree Maroon 118600 	Green (11809807) 7/64", 0.109" 	28-50	1.69	1.85	2.00	2.15	2.28	2.45	2.57	2.70	LF24N13M07	LF24A13M07
			30	31	32	33	34	34	35	35	A85201C1307	A85203C1307
	Tan (11809830) 30 Drill, 0.117" 	30-48	1.97	2.17	2.35	2.53	2.67	2.81	2.95	3.09	LF24N13M30	--
			31	32	33	36	35	36	36	36	A85201C1330	--
	Red (11809808) 1/8", 0.125" 	32-49	2.24	2.50	2.70	2.89	3.07	3.20	3.36	3.52	LF24N13M08	LF24A13M08
		31	33	34	35	36	37	38	37	A85201C1308	A85203C1308	
	Black (11809829) 29 Drill, 0.133" 	33-50	2.52	2.81	3.03	3.25	3.45	3.60	3.75	3.88	LF24N13M29	--
		32	33	34	35	36	36	37	37	A85201C1329	--	
	Silver (11809809) 9/64", 0.141" 	38-54	2.93	3.27	3.53	3.78	4.02				LF24N13M09	LF24A13M09
		33	36	37	38	39				A85201C1309	A85203C1309	
15 Degree Tangerine 118583 	Green (11809807) 7/64", 0.109" 	32-50	1.69	1.85	2.00	2.15	2.28	2.45	2.57	2.70	LF24N15T07	LF24A15T07
			31	32	33	34	35	35	36	37	A85201C1507	A85203C1507
	Tan (11809830) 30 Drill, 0.117" 	28-50	1.97	2.17	2.35	2.53	2.67	2.81	2.95	3.09	LF24N15T30	--
			30	33	34	36	36	36	37	37	A85201C1530	--
	Red (11809808) 1/8", 0.125" 	35-54	2.24	2.50	2.70	2.89	3.07	3.20	3.36	3.52	LF24N15T08	--
		32	34	35	37	37	37	37	37	A85201C1508	--	
	Black (11809829) 29 Drill, 0.133" 	40-67	2.52	2.81	3.03	3.25	3.45	3.60	3.75	3.88	LF24N15T29	--
		32	36	37	38	38	39	39	40	A85201C1529	--	
	Silver (11809809) 9/64", 0.141" 	42-57	2.93	3.27	3.53	3.78	4.02				LF24N15T09	LF24A15T09
		34	36	37	39	39				A85201C1509	A85203C1509	
22 Degree Dark Green 118585 	Green (11809807) 7/64", 0.109" 	63-95	1.69	1.85	2.00	2.15	2.28	2.45	2.57	2.70	LF24N22G07	LF24A22G07
			36	38	38	38	39	39	39	39	A85201C2207	A85203C2207
	Tan (11809830) 30 Drill, 0.117" 	64-97	1.97	2.17	2.35	2.53	2.67	2.81	2.95	3.09	LF24N22G30	LF24A22G30
			36	38	39	40	41	41	41	42	A85201C2230	A85203C2230
	Red (11809808) 1/8", 0.125" 	67-100	2.24	2.50	2.70	2.89	3.07	3.20	3.36	3.52	LF24N22G08	LF24A22G08
		36	39	40	41	41	43	43	44	A85201C2208	A85203C2208	
	Black (11809829) 29 Drill, 0.133" 	74-120	2.52	2.81	3.03	3.25	3.45	3.60	3.75	3.88	LF24N22G29	LF24A22G29
		38	41	42	42	43	44	44	44	A85201C2229	A85203C2229	
	Silver (11809809) 9/64", 0.141" 	72-102	2.93	3.27	3.53	3.78	4.02				LF24N22G09	LF24A22G09
		39	40	43	44	45				A85201C2209	A85203C2209	

Sprinkler riser must be stable to achieve stated performance. Performance data based on 12 inch riser. Standard ACME body listed. Call for Item Numbers with Anti-Theft ACME body. 1-800-HELLO-AG

LF2400 Performance Data

Metric Measurements

Deflector	Nozzle	Stream Height (cm)	Flow Rate at Standard Pressures (l/h)									Model Number	
			Throw Radius at Standard Pressure (m)									Item Number	
			1.7 bar	2.1 bar	2.4 bar	2.8 bar	3.1 bar	3.5 bar	3.8 bar	4.2 bar	NPT	ACME	
	Green (11809807) 7/64", 2.76mm	50-96	384	420	454	488	518	556	584	613	LF24N10L07	LF24A10L07	
			8.1	8.7	9.0	9.6	9.9	10.2	10.2	10.5	A85201C1007	A85203C1007	
	Tan (11809830) 30 Drill, 2.97mm	60-96	447	493	534	575	606	638	670	702	LF24N10L30	LF24A10L30	
			8.7	9.0	9.6	9.9	10.2	10.5	10.5	10.8	A85201C1030	A85203C1030	
	Red (11809808) 1/8", 3.18mm	60-104	509	568	613	656	697	727	763	799	LF24N10L08	--	
		9.0	9.6	9.9	10.2	10.5	10.8	10.8	10.8	A85201C1008	--		
	Black (11809829) 29 Drill, 3.38mm	76-121	572	638	688	738	784	818	852	881	LF24N10L29	LF24A10L29	
		9.0	9.6	9.9	10.5	10.5	10.8	10.8	11.1	A85201C1029	A85203C1029		
	Silver (11809809) 9/64", 3.57mm	81-111	665	743	802	858	913				LF24N10L09	--	
		9.6	10.2	10.5	10.8	11.1				A85201C1009	--		
	Green (11809807) 7/64", 2.76mm	71-127	384	420	454	488	518	556	584	613	LF24N13M07	LF24A13M07	
			9.0	9.3	9.6	9.9	10.2	10.2	10.5	10.5	A85201C1307	A85203C1307	
	Tan (11809830) 30 Drill, 2.97mm	76-121	447	493	534	575	606	638	670	702	LF24N13M30	--	
			9.3	9.6	9.9	10.8	10.5	10.8	10.8	10.8	A85201C1330	--	
	Red (11809808) 1/8", 3.18mm	81-127	509	568	613	656	697	727	763	799	LF24N13M08	LF24A13M08	
		9.3	9.9	10.2	10.5	10.8	11.1	11.4	11.1	A85201C1308	A85203C1308		
	Black (11809829) 29 Drill, 3.38mm	86-127	572	638	688	738	784	818	852	881	LF24N13M29	--	
		9.6	9.9	10.2	10.5	10.8	10.8	11.1	11.1	A85201C1329	--		
	Silver (11809809) 9/64", 3.57mm	96-137	665	743	802	858	913				LF24N13M09	LF24A13M09	
		9.9	10.8	11.1	11.4	11.7				A85201C1309	A85203C1309		
	Green (11809807) 7/64", 2.76mm	81-127	384	420	454	488	518	556	584	613	LF24N15T07	LF24A15T07	
			9.3	9.6	9.9	10.2	10.5	10.5	10.8	11.1	A85201C1507	A85203C1507	
	Tan (11809830) 30 Drill, 2.97mm	71-127	447	493	534	575	606	638	670	702	LF24N15T30	--	
			9.0	9.9	10.2	10.8	10.8	10.8	11.1	11.1	A85201C1530	--	
	Red (11809808) 1/8", 3.18mm	88-137	509	568	613	656	697	727	763	799	LF24N15T08	--	
		9.6	10.2	10.5	11.1	11.1	11.1	11.1	11.1	A85201C1508	--		
	Black (11809829) 29 Drill, 3.38mm	101-170	572	638	688	738	784	818	852	881	LF24N15T29	--	
		9.6	10.8	11.1	11.4	11.4	11.7	11.7	12.0	A85201C1529	--		
	Silver (11809809) 9/64", 3.57mm	106-144	665	743	802	858	913				LF24N15T09	LF24A15T09	
		10.2	10.8	11.1	11.7	11.7				A85201C1509	A85203C1509		
	Green (11809807) 7/64", 2.76mm	160-241	384	420	454	488	518	556	584	613	LF24N22G07	LF24A22G07	
			10.8	11.4	11.4	11.4	11.7	11.7	11.7	11.7	A85201C2207	A85203C2207	
	Tan (11809830) 30 Drill, 2.97mm	162-246	447	493	534	575	606	638	670	702	LF24N22G30	LF24A22G30	
			10.8	11.4	11.7	12.0	12.3	12.3	12.3	12.6	A85201C2230	A85203C2230	
	Red (11809808) 1/8", 3.18mm	170-254	509	568	613	656	697	727	763	799	LF24N22G08	LF24A22G08	
		10.8	11.7	12.0	12.3	12.3	12.9	12.9	13.2	A85201C2208	A85203C2208		
	Black (11809829) 29 Drill, 3.38mm	287-304	572	636	688	738	784	818	852	881	LF24N22G29	LF24A22G29	
		11.4	12.3	12.6	12.6	12.9	13.2	13.2	13.2	A85201C2229	A85203C2229		
	Silver (11809809) 9/64", 3.57mm	182-259	665	743	802	858	913				LF24N22G09	LF24A22G09	
		11.7	12.0	12.9	13.2	13.5				A85201C2209	A85203C2209		

Sprinkler riser must be stable to achieve stated performance. Performance data based on 30 cm riser. Standard ACME body listed. Call for Item Numbers with Anti-Theft ACME body. 1-800-HELLO-AG

LF2400 Long Range Performance Data

US Measurements

Matrix of Assemblies	Deflector	Nozzle	Stream Height (inch)	Flow Rate at Standard Pressures (gpm)										Model Number		
				Throw Radius at Standard Pressure (feet)										Item Number		
				25 psi	30 psi	35 psi	40 psi	45 psi	50 psi	55 psi	60 psi	½" NPT	ACME	ACME w/¾" NPT ADAPTER		
	Silver (11809809) 9/64" 0.143"		76-116	2.93	3.27	3.53	3.78	4.02	4.23	4.43	4.63	LF24N27B09	LF24A27B09	LF24A27B09A		
				38	40	40	42	44	45	46	46	A85201C2709	A85203C2709	A85223C2709		
	Brown (11809810) 5/32" 0.156"		78-118	3.64	3.99	4.31	4.60	4.88	5.15	5.40	5.64	LF24N27B10	LF24A27B10	LF24A27B10A		
				38	40	42	44	44	45	46	46	A85201C2710	A85203C2710	A85223C2710		
	Dark Grey (11809811) 11/64" 0.172"		80-120	4.40	4.82	5.21	5.57	5.91	6.23	6.53	6.82	LF24N27B11	LF24A27B11	LF24A27B11A		
				40	42	44	47	48	48	48	50	A85201C2711	A85203C2711	A85223C2711		

Metric Measurements

Matrix of Assemblies	Deflector	Nozzle	Stream Height (cm)	Flow Rate at Standard Pressures (l/h)										Model Number		
				Throw Radius at Standard Pressure (m)										Item Number		
				1.7 bar	2.1 bar	2.4 bar	2.8 bar	3.1 bar	3.5 bar	3.8 bar	4.2 bar	½" NPT	ACME	ACME w/¾" NPT ADAPTER		
	Silver (11809809) 9/64" 3.63mm		193-295	665	743	802	858	913	961	1,006	1,052	LF24N27B09	LF24A27B09	LF24A27B09A		
				11.6	12.2	12.2	12.8	13.4	13.7	14.0	14.0	A85201C2709	A85203C2709	A85223C2709		
	Brown (11809810) 5/32" 3.97mm		198-300	827	906	979	1,045	1,108	1,170	1,226	1,281	LF24N27B10	LF24A27B10	LF24A27B10A		
				11.6	12.2	12.8	13.4	13.4	13.7	14.0	14.0	A85201C2710	A85203C2710	A85223C2710		
	Dark Grey (11809811) 11/64" 4.37mm		203-305	999	1,095	1,183	1,265	1,265	1,415	1,483	1,549	LF24N27B11	LF24A27B11	LF24A27B11A		
				12.2	12.8	13.4	14.3	14.6	14.6	14.6	15.2	A85201C2711	A85203C2711	A85223C2711		

ACME x ¾" Male NPT Adapter - Item Number: 118297

ACME x 20mm x 25mm Female Slip Adapter - Item Number: 118294

Sprinkler riser must be stable to achieve stated performance. Performance data based on 30 cm riser.

Standard ACME body listed. Call for Item Numbers with Anti-Theft ACME body. 1-800-HELLO-AG



Adapters and Accessories

Adapter Options																			
 <p>ACME x Male NPT Adapter</p> <ul style="list-style-type: none"> • ACME x Male 1/2" NPT Item 118292 • ACME x Male 3/4" NPT Item 118297 	 <p>ACME to Slip Adapter</p> <ul style="list-style-type: none"> • ACME x Male 1/2" x 3/4" Slip (Gray) Item 118328 • ACME x 20mm x 25mm Slip (White) Item 118294 																		
Accessories																			
 <p>Edge Guard</p> <p>The Rain Bird Edge Guard for LF Series Sprinklers provides you with the ability to keep water out of unwanted areas. Whether it is a road, a walkway, or just the end of the field, the Edge Guard takes the water from the sprinkler stream and redirects it back into the desired area.</p> <p>Item 118366</p>	 <p>Anti-Theft Option</p> <p>Horizontal Item 118307</p> <p>Vertical Item 118308</p> <p>Can be ordered factory installed or as spare parts for field installation. Requires Anti-theft screwdriver</p> <p>Item 118317</p>																		
 <p>Stream Splitter</p> <p>Stream Splitters splits the water to avoid direct water streams into tree trunks, equipment, and general areas that do not need watering.</p> <p>Item 118259</p>	<table border="1"> <thead> <tr> <th>Model Number</th> <th>Item Number</th> <th>Description</th> </tr> </thead> <tbody> <tr> <td>LF12T10W05</td> <td>A85013B1005</td> <td>LF 1200 ACME AT 10DEG WHT 05BL</td> </tr> <tr> <td>LF12T12B06</td> <td>A85013B1206</td> <td>LF 1200 ACME AT 12DEG BLU 06PL</td> </tr> <tr> <td>LF12T12P07</td> <td>A85013B1207</td> <td>LF 1200 ACME AT 12DEG PNK 07GN</td> </tr> <tr> <td>LF12T16R06</td> <td>A85013B1606</td> <td>LF 1200 ACME AT 16DEG RED 06PL</td> </tr> <tr> <td>LF24T13M07</td> <td>A85213C1307</td> <td>LF2400 ACME AT 13DEG MAR 07GRN</td> </tr> </tbody> </table>	Model Number	Item Number	Description	LF12T10W05	A85013B1005	LF 1200 ACME AT 10DEG WHT 05BL	LF12T12B06	A85013B1206	LF 1200 ACME AT 12DEG BLU 06PL	LF12T12P07	A85013B1207	LF 1200 ACME AT 12DEG PNK 07GN	LF12T16R06	A85013B1606	LF 1200 ACME AT 16DEG RED 06PL	LF24T13M07	A85213C1307	LF2400 ACME AT 13DEG MAR 07GRN
Model Number	Item Number	Description																	
LF12T10W05	A85013B1005	LF 1200 ACME AT 10DEG WHT 05BL																	
LF12T12B06	A85013B1206	LF 1200 ACME AT 12DEG BLU 06PL																	
LF12T12P07	A85013B1207	LF 1200 ACME AT 12DEG PNK 07GN																	
LF12T16R06	A85013B1606	LF 1200 ACME AT 16DEG RED 06PL																	
LF24T13M07	A85213C1307	LF2400 ACME AT 13DEG MAR 07GRN																	



Rain Bird introduced the first impact sprinkler to the market in 1933 (U.S. Patent 1,997,901), ushering in the era of efficient modern irrigation. Our commitment to offering superior impact sprinklers is as strong today as it was 80 years ago.

Impact Sprinklers



Impact Sprinklers



Rain Bird® agricultural impact sprinklers have set the industry standard, offering smooth performance and unmatched grit tolerance under the most demanding field conditions.

How to Order Impact Sprinklers

Sprinkler Only		Nozzle Only		XX = Nozzle Size					
Sprinkler without Nozzle	A01619	U.S. Standard		1/16"	51 DRILL	5/64"	3/32"	7/64"	
		Metric		1.59 mm	1.70mm	1.98 mm	2.38 mm	2.78 mm	
Assembled Sprinkler/Nozzle Factory Combination		Brass Straight Bore Nozzle	SBN-1	105780-XX	04	51	05	06	07
Sprinkler with Nozzle	A0162005	Item number for Sprinkler Only			Item number for Nozzle Only			Available Nozzle Size. Use this number to complete the Nozzle item number	
SBN-1 5/64"		Item number for Assembled Sprinkler and Nozzle, when available							

Option Guide (where available)			
FP	Full or Part Circle	W	Single Nozzle Spreader Plugged
BPJ	Brass Precision Jet	E	Straightening Vane
ADJ	Adjustable Nozzle	LPN	Low Pressure Nozzle
DA	Distance Control Flap	LAN	Low Angle Nozzle Spreader Nozzle
H	Superior H bearing	P	Anodized Aluminum Arm
TNT	PTFE, Nylon, PTFE Washer Stack	PM	Plastic Bearing
PJ	Precision Jet Spoon	V	Wedge
D	Durable Plastic Arm and Body	F	Frost/Chemically Resistant Washers
LA	Low Angle	M	Male Bearing
WS	Single Nozzle Body		

Quick Reference Selection Guide

Full Circle Impact Sprinklers																								
Model	Drive	Arm	Spreader Nozzle Port	Operating Pressure Range (psi)	Bearing Size					Throw Radius (ft)														
					1/2" Male NPT	3/4" Male NPT	1" Female NPT	1" Male NPT	1-1/4" Male NPT	20	25	30	35	40	45	50	55	60	65	70	75	80	85	90
14VH	Wedge	Brass	No	20-60	•																	29-38		
20JH	Spoon	Brass	No	35-60	•																	38-44		
L36H	Spoon	Plastic	Yes	20-60		•																40-61		
48H	Spoon	Plastic	Yes	30-80		•																42-60		
30H	Spoon	Brass	Yes	25-80		•																40-56		
30WH	Spoon	Brass	Plugged	25-80		•																40-56		
30FH	Spoon	Brass	Yes	25-80		•																39-43		
30FWH	Spoon	Brass	Plugged	25-80		•																39-43		
70CH	Spoon	Brass	Yes	40-80			•															57-82		

Full or Part Circle Impact Sprinklers																								
Model	Drive	Arm	Spreader Nozzle Port	Operating Pressure Range (psi)	Bearing Size					Throw Radius (ft)														
					1/2" Male NPT	3/4" Male NPT	1" Female NPT	1" Male NPT	1-1/4" Male NPT	25	30	35	40	45	50	55	60	65	70	75	80	85	90	95
25BPJ-FP-ADJ	Precision Jet	Brass	No	30-50	•																	38-41		
25BPJ-FP-ADJ-DA-TNT	Precision Jet	Brass	No	30-50	•																	38-41		
2045-PJ	Precision Jet	Plastic	No	25-60	•																	22-45		
35A-TNT	Spoon	Brass	No	30-60		•																38-41		
35A-ADJ-TNT	Spoon	Brass	No	30-60		•																42-51		
65PJ	Precision Jet	Brass	No	50-80			•															57-65		
85EHD	Spoon	Brass	Yes	25-100																		61-116		

14VH

1/2" (13mm) Full Circle, Brass, Wedge Drive Impact Sprinkler

- Patented, self-flushing wedge drive
- Durable brass die-cast arm
- Stainless steel springs and fulcrum pin

Features

- Chemically resistant washers

Benefits

- Wedge drive runs on smaller nozzles and lower pressures
- Self-flushing design reduces wear from grit
- Corrosion and grit resistant
- Built to last
- Five-year Customer Satisfaction Policy

Specifications

- Bearing: 1/2" (13mm) Male NPT, Brass
- Trajectory Angle: 23°
- Operating Range: 20-60 psi (1.4-4.1 bar)
- Flow Rate: .056-2.68 gpm (0.14-0.61 m3/h)
- Radius: 29-38 ft. (9.0-11.70 meters)
- Nozzle Port: 1/8" Female NPT



Straight Bore Nozzle (SBN-1) Performance*										
psi@ Nozzle	NOZZLE SIZE (Stream Height: 6 ft.)									
	1/16"		51 DRILL		5/64"		3/32"		7/64"	
	Rad. (ft.)	Flow (gpm)	Rad. (ft.)	Flow (gpm)	Rad. (ft.)	Flow (gpm)	Rad. (ft.)	Flow (gpm)	Rad. (ft.)	Flow (gpm)
20	-	-	29	0.59	30	0.79	33	1.14	34	1.55
25	29	0.56	29	0.65	31	0.88	33	1.27	35	1.73
30	29	0.62	30	0.71	31	0.97	34	1.39	35	1.90
35	30	0.66	30	0.77	32	1.05	34	1.50	36	2.05
40	30	0.72	31	0.83	32	1.12	35	1.61	37	2.19
45	31	0.75	31	0.87	33	1.19	35	1.71	37	2.32
50	31	0.80	32	0.92	34	1.25	36	1.80	38	2.45
55	32	0.84	32	0.96	34	1.31	36	1.89	38	2.57
60	32	0.88	33	1.01	34	1.37	37	1.97	38	2.68

Straight Bore Nozzle (SBN-1) Performance*											METRIC				
bar@ Nozzle	NOZZLE SIZE (Stream Height: 1.8m)														
	1.59 mm (1/16")			1.70 mm (51 Drill)			1.98 mm (5/64")			2.38 mm (3/32")			2.78 mm (7/64")		
	Rad. (m)	Flow (l/s)	Flow (m³/h)	Rad. (m)	Flow (l/s)	Flow (m³/h)	Rad. (m)	Flow (l/s)	Flow (m³/h)	Rad. (m)	Flow (l/s)	Flow (m³/h)	Rad. (m)	Flow (l/s)	Flow (m³/h)
1.4	-	-	-	8.8	0.04	0.13	9.3	0.05	0.18	10.1	0.07	0.26	10.4	0.10	0.35
1.5	-	-	-	8.9	0.04	0.14	9.3	0.05	0.19	10.1	0.07	0.27	10.5	0.10	0.37
2.0	9.0	0.04	0.14	9.1	0.04	0.16	9.6	0.06	0.22	10.3	0.09	0.31	10.8	0.12	0.42
2.5	9.2	0.04	0.15	9.3	0.05	0.18	9.8	0.07	0.24	10.6	0.10	0.35	11.0	0.13	0.47
3.0	9.4	0.05	0.17	9.6	0.05	0.19	10.1	0.07	0.27	10.8	0.11	0.38	11.4	0.14	0.52
3.5	9.6	0.05	0.18	9.8	0.06	0.21	10.4	0.08	0.29	11.0	0.11	0.41	11.6	0.16	0.56
4.0	9.8	0.05	0.20	10.0	0.06	0.22	10.5	0.08	0.31	11.2	0.12	0.44	11.7	0.17	0.60
4.1	9.9	0.06	0.20	10.1	0.06	0.23	10.5	0.09	0.31	11.3	0.12	0.45	11.7	0.17	0.61

* Available without Nozzle or Assembled with 5/64" (05) Straight Bore Nozzle. All other Nozzles must be purchased separately. See Chart below.

Item Numbers and Ordering Information

Sprinkler Only	
Sprinkler without Nozzle	A01619

Assembled Sprinkler Factory Combination	
Sprinkler with Nozzle SBN-1 5/64"	A0162005

Nozzle Only			XX = Nozzle Size						
U.S. Standard			1/16"	51 DRILL	5/64"	3/32"	7/64"	1/8"	
Metric			1.59 mm	1.70mm	1.98 mm	2.38 mm	2.78 mm	3.18 mm	
Brass Straight Bore Nozzle	SBN-1	105780-XX	04	51	05	06	07	-	

Bold nozzle size numbers denote the most common nozzle choices.

20JH

1/2" (13mm) Full Circle, Brass Impact Sprinkler

- Durable brass die-cast arm
- Stainless steel springs and fulcrum pin
- Corrosion and grit resistant

Features

- Chemically resistant PTFE washers

Benefits

- Spoon drive arm runs on larger nozzles and higher pressures
- Built to last
- Five-year Customer Satisfaction Policy

Specifications

- Bearing: 1/2" (13mm) Male NPT, Brass
- Trajectory Angle: 23°
- Operating Range: 35-60 psi (2.4-4.1 bar)
- Flow Rate: 2.05-5.47 gpm (0.47-1.24 m³/h)
- Radius: 38-44 ft. (11.6-13.4 meters)
- Nozzle Port: 1/8" Female NPT



Straight Bore Nozzle (SBN-1) Performance*								
psi @ Nozzle	NOZZLE SIZE (Stream Height: 6 ft.)							
	7/64"		1/8"		9/64"		5/32"	
	Rad. (ft.)	Flow (gpm)	Rad. (ft.)	Flow (gpm)	Rad. (ft.)	Flow (gpm)	Rad. (ft.)	Flow (gpm)
35	38	2.05	38	2.68	39	3.39	39	4.19
40	38	2.19	39	2.86	40	3.62	39	4.47
45	39	2.32	39	3.03	40	3.84	40	4.73
50	39	2.45	39	3.20	40	4.05	40	5.00
55	39	2.57	40	3.35	40	4.24	40	5.23
60	39	2.68	40	3.50	41	4.43	41	5.47

Straight Bore Nozzle with Vane (SBN-1V)*						
psi @ Nozzle	NOZZLE SIZE (Stream Height: 7 ft.)					
	1/8"		9/64"		5/32"	
	Rad. (ft.)	Flow (gpm)	Rad. (ft.)	Flow (gpm)	Rad. (ft.)	Flow (gpm)
35	39	2.68	41	3.39	42	4.19
40	40	2.86	41	3.62	42	4.47
45	40	3.03	42	3.84	42	4.73
50	41	3.20	42	4.05	43	5.00
55	41	3.35	43	4.24	43	5.23
60	41	3.50	43	4.43	44	5.47

Straight Bore Nozzle (SBN-1) Performance* METRIC												
bar @ Nozzle	NOZZLE SIZE (Stream Height: 1.8m)											
	2.78 mm (7/64")			3.18 mm (1/8")			3.57 mm (9/64")			3.97 mm (5/32")		
	Rad. (m)	Flow (l/s)	Flow (m ³ /h)	Rad. (m)	Flow (l/s)	Flow (m ³ /h)	Rad. (m)	Flow (l/s)	Flow (m ³ /h)	Rad. (m)	Flow (l/s)	Flow (m ³ /h)
2.4	11.6	0.13	0.47	11.7	0.17	0.61	12.0	0.21	0.77	12.0	0.26	0.95
2.5	11.6	0.13	0.47	11.8	0.17	0.62	12.1	0.22	0.78	12.0	0.27	0.97
3.0	11.8	0.14	0.52	12.0	0.19	0.68	12.2	0.24	0.86	12.1	0.29	1.06
3.5	11.9	0.16	0.56	12.1	0.20	0.73	12.3	0.26	0.93	12.3	0.32	1.14
4.0	12.0	0.17	0.60	12.2	0.22	0.78	12.4	0.27	0.99	12.4	0.34	1.22
4.1	12.0	0.17	0.61	12.2	0.22	0.79	12.5	0.28	1.01	12.5	0.35	1.24

Straight Bore Nozzle with Vane (SBN-1V)* METRIC									
bar @ Nozzle	NOZZLE SIZE (Stream Height: 2.1m)								
	3.18 mm (1/8")			3.57 mm (9/64")			3.97 mm (5/32")		
	Rad. (m)	Flow (l/s)	Flow (m ³ /h)	Rad. (m)	Flow (l/s)	Flow (m ³ /h)	Rad. (m)	Flow (l/s)	Flow (m ³ /h)
2.4	12.0	0.17	0.61	12.5	0.21	0.77	12.8	0.26	0.95
2.5	12.1	0.17	0.62	12.5	0.22	0.78	12.8	0.27	0.97
3.0	12.3	0.19	0.68	12.8	0.24	0.86	13.0	0.29	1.06
3.5	12.5	0.20	0.73	13.0	0.26	0.93	13.1	0.32	1.14
4.0	12.5	0.22	0.78	13.2	0.27	0.99	13.3	0.34	1.22
4.1	12.5	0.22	0.79	13.3	0.28	1.01	13.4	0.35	1.24

* Available without Nozzle or Assembled with either a 7/64" (07) or 1/8" (08) Straight Bore Nozzle. All other Nozzles must be purchased separately. See Chart below.

Item Numbers and Ordering Information

Sprinkler Only	
Sprinkler without Nozzle	A05840

Assembled Sprinkler/Nozzle Factory Combination	
Sprinkler with Nozzle SBN-1 7/64"	A0584107
Sprinkler with Nozzle SBN-1 1/8"	A0584108

Nozzle Only		XX = Nozzle Size				
		U.S. Standard	7/64"	1/8"	9/64"	5/32"
		Metric	2.78 mm	3.18 mm	3.57 mm	3.97 mm
Brass Straight Bore Nozzle	SBN-1	105780-XX	07	08	09	10
Brass Straight Bore Nozzle with Vane	SBN-1-V	106160-XX	—	08	09	10

Bold nozzle size number denotes the most common nozzle choice.

L36H

3/4" (19mm) Full Circle, Plastic, Low Angle Impact Sprinkler

- Durable Delrin™ plastic body and arm
- Slotted spoon for larger nozzles

Features

- Wide range of quick-fit nozzles
- Stainless steel springs and fulcrum pin
- Brass bearing sleeve
- Chemically resistant washers
- Dual nozzle ports

Benefits

- Superior chemical and grit resistance
- Low angle fights strong wind conditions
- Great choice for pivot or under tree applications
- Easy maintenance
- Added design flexibility
- Built to last
- Two-year Customer Satisfaction Policy

Specifications

- Bearing: 3/4" (19mm) Male NPT, Brass
- Trajectory Angle: 10°
- Operating Range: 20-60 psi (2.4-4.1 bar)
- Flow Rate: 4.2-7.8 gpm (0.95-1.77 m³/h)
- Radius: 48-55 ft. (14.8-16.9m)
- Nozzle Port: Plastic Quick-Fit



L36H Quick-Fit Straight Bore Nozzle (QF-SBN-3) (Star Hole) Performance*

psi@ Nozzle	NOZZLE SIZE					
	5/32"		11/64"		3/16"	
	Rad. (ft.)	Flow (gpm)	Rad. (ft.)	Flow (gpm)	Rad. (ft.)	Flow (gpm)
35	48	4.20	49	5.00	50	6.00
40	49	4.50	51	5.40	52	6.40
45	51	4.70	52	5.70	53	6.80
50	53	5.00	54	6.00	54	7.20
55	53	5.20	54	6.30	55	7.50
60	54	5.40	55	6.60	55	7.80

L36H Quick-Fit Straight Bore Nozzle (QF-SBN-3) (Star Hole) Performance*

METRIC

bar @ Nozzle	NOZZLE SIZE								
	3.97 mm (5/32")		4.37 mm (11/64")		4.76 mm (3/16")				
	Rad. (m)	Flow (l/s)	Flow (m³/h)	Rad. (m)	Flow (l/s)	Flow (m³/h)			
2.4	14.8	0.26	0.95	15.1	0.32	1.14	15.2	0.38	1.36
2.5	14.9	0.27	0.97	15.2	0.32	1.16	15.4	0.38	1.39
3.0	15.5	0.29	1.05	15.9	0.35	1.27	16.1	0.42	1.52
3.5	16.2	0.32	1.14	16.5	0.38	1.37	16.6	0.46	1.65
4.0	16.4	0.34	1.21	16.7	0.41	1.47	16.9	0.48	1.74
4.1	16.5	0.34	1.23	16.8	0.42	1.50	16.9	0.49	1.77

Note: Performance data taken using 13' (4m) riser

* Nozzles must be purchased separately. See Chart below.

Item Numbers and Ordering Information

Sprinkler Only		Nozzle Only		XX = Nozzle Size		
		U.S. Standard	5/32"	11/64"	3/16"	
		Metric	3.97mm	4.37mm	4.76mm	
Sprinkler without Nozzle	A07360	Plastic Quick-Fit Straight Bore Nozzle	QF-SBN-3 107881-XX	10	11	12

Bold nozzle size number denotes the most common nozzle choice.

48H

3/4" (19mm) Full Circle, Plastic Impact Sprinkler

- Durable Delrin™ plastic body, and arm
- Stainless steel spring and fulcrum pin
- Chemically resistant, PTFE washers

Features

- Color coded quick-fit nozzles provide easy maintenance
- 5 nozzles, 2 spreader nozzles, and a plug allow for design flexibility
- Plastic body and bearing provide increased affordability

Benefits

- PTFE washers allow for smaller nozzles and lower pressures
- Superior chemical and grit resistance
- Exceptionally wide range of flow rates
- Built to last
- Two-year Customer Satisfaction Policy

Specifications

- Bearing: 3/4" (19mm) Male NPT, Plastic
- Trajectory Angle: 23°
- Operating Range: 30-80 psi (2.1-5.5 bar)
- Flow Rate: 4.2 – 14.2 gpm (960-3230 l/h)
- Radius: 42-60 ft. (12.8-18.3 m)
- Nozzle Port: 1/4" Female NPT
- Spreader Nozzle Port: 3/32" or 1/8" Female NPT



Plastic Nozzle with Plug Performance										
psi@ Nozzle	NOZZLE SIZE									
	5/32"		11/64"		3/16"		13/64"		7/32"	
	Rad. (ft.)	Flow (gpm)	Rad. (ft.)	Flow (gpm)	Rad. (ft.)	Flow (gpm)	Rad. (ft.)	Flow (gpm)	Rad. (ft.)	Flow (gpm)
30	-	-	-	-	46	5.43	49	6.18	48	7.1
35	44	4.22	46	5.02	47	5.88	50	6.68	50	7.69
40	46	4.5	48	5.48	50	6.26	52	7.22	50	8.27
45	46	4.82	50	5.78	51	6.68	52	7.67	54	8.81
50	48	5.03	51	6.17	52	7.1	53	8.12	54	9.29
55	50	5.37	51	6.44	52	7.47	54	8.54	57	9.78
60	50	5.54	51	6.67	52	7.7	55	8.93	58	10.25
65	50	5.81	52	7.09	53	8.15	56	9.27	58	10.73
70	51	6.04	54	7.33	54	8.45	56	9.66	58	11
75	51	6.22	54	7.58	55	8.72	57	10	58	11.46
80	51	6.46	55	7.84	55	8.97	57	10.31	59	11.8

Plastic Nozzle with 3/32" Spreader Nozzle Performance										
psi@ Nozzle	NOZZLE SIZE									
	5/32"		11/64"		3/16"		13/64"		7/32"	
	Rad. (ft.)	Flow (gpm)	Rad. (ft.)	Flow (gpm)	Rad. (ft.)	Flow (gpm)	Rad. (ft.)	Flow (gpm)	Rad. (ft.)	Flow (gpm)
30	-	-	-	-	44	6.4	46	7.26	47	8.22
35	44	5.4	44	6.25	45	7	48	7.9	49	8.91
40	46	5.77	46	6.69	47	7.53	50	8.4	51	9.49
45	46	6.16	48	7.16	49	7.98	51	8.98	52	10.19
50	47	6.54	49	7.58	50	8.45	52	9.46	54	10.7
55	47	6.84	50	7.91	52	8.94	53	9.94	54	11.19
60	48	7.18	50	8.26	53	9.26	54	10.27	56	11.8
65	49	7.46	51	8.61	54	9.7	54	10.85	58	12.1
70	50	7.72	52	8.97	54	10.09	56	11.23	59	12.72
75	51	7.97	53	9.17	56	10.35	56	11.69	60	12.95
80	51	8.28	54	9.51	56	10.7	57	12.01	60	13.56

Plastic Nozzle with 1/8" Spreader Nozzle Performance										
psi@ Nozzle	NOZZLE SIZE									
	5/32"		11/64"		3/16"		13/64"		7/32"	
	Rad. (ft.)	Flow (gpm)	Rad. (ft.)	Flow (gpm)	Rad. (ft.)	Flow (gpm)	Rad. (ft.)	Flow (gpm)	Rad. (ft.)	Flow (gpm)
30	-	-	-	-	44	6.89	45	7.7	46	8.63
35	42	5.91	44	6.73	44	7.43	47	8.34	48	9.27
40	45	6.32	45	7.24	46	8.02	49	8.91	50	10.03
45	46	6.72	46	7.66	48	8.54	50	9.46	52	10.63
50	46	7.1	48	8.1	50	9.01	52	10.04	54	11.19
55	46	7.46	49	8.4	52	9.37	54	10.54	56	11.84
60	47	7.76	50	8.88	52	9.89	54	11.04	56	12.3
65	48	8.11	50	9.32	52	10.31	56	11.5	57	12.87
70	48	8.39	51	9.59	54	10.66	56	11.95	58	13.29
75	48	8.75	51	9.92	55	11.08	57	12.33	58	13.85
80	49	8.99	52	10.25	55	11.46	58	12.75	60	14.24

* Nozzles must be purchased separately. See Chart below.

Item Numbers and Ordering Information

Sprinkler Only	
Sprinkler Without Nozzle, Without Plug	A07370

Plastic Quick-Fit Nozzle Only	
5/32" (3.97 mm) Plastic Straight Bore Quick-Fit Nozzle (Black)	A07390
11/64" (4.37 mm) Plastic Straight Bore Quick-Fit Nozzle (Brown)	A07391
3/16" (4.76 mm) Plastic Straight Bore Quick-Fit Nozzle (Yellow)	A07392
13/64" (5.16 mm) Plastic Straight Bore Quick-Fit Nozzle (Purple)	A07393
7/32" (5.56 mm) Plastic Straight Bore Quick-Fit Nozzle (Orange)	A07394

Spreader Nozzle and Plug Only	
3/32" (2.38 mm) Plastic Spreader Nozzle (Green)	A07395
1/8" (3.18 mm) Plastic Spreader Nozzle (Blue)	A07396
Plastic Plug (Orange)	A07397

48H

Plastic Nozzle with Plug Performance										METRIC
psi@ Nozzle	NOZZLE SIZE									
	5/32"		11/64"		3/16"		13/64"		7/32"	
	Rad. (m)	Flow (l/h)	Rad. (m)	Flow (l/h)	Rad. (m)	Flow (l/h)	Rad. (m)	Flow (l/h)	Rad. (m)	Flow (l/h)
2.1	-	-	-	-	14.0	1230	14.9	1400	14.6	1610
2.4	13.4	960	14.0	1140	14.3	1340	15.2	1520	15.2	1750
2.8	14.0	1020	14.6	1240	15.2	1420	15.8	1640	15.2	1880
3.1	14.0	1090	15.2	1310	15.5	1520	15.8	1740	16.5	2000
3.4	14.6	1140	15.5	1400	15.8	1610	16.2	1840	16.5	2110
3.8	15.2	1220	15.5	1460	15.8	1700	16.5	1940	17.4	2220
4.1	15.2	1260	15.5	1510	15.8	1750	16.8	2030	17.7	2330
4.5	15.2	1320	15.8	1610	16.2	1850	17.1	2110	17.7	2440
4.8	15.5	1370	16.5	1660	16.5	1920	17.1	2190	17.7	2500
5.2	15.5	1410	16.5	1720	16.8	1980	17.4	2270	17.7	2600
5.5	15.5	1470	16.8	1780	16.8	2040	17.4	2340	18.0	2680



Plastic Nozzle with 3/32" Spreader Nozzle Performance										METRIC
psi@ Nozzle	NOZZLE SIZE									
	5/32"		11/64"		3/16"		13/64"		7/32"	
	Rad. (m)	Flow (l/h)	Rad. (m)	Flow (l/h)	Rad. (m)	Flow (l/h)	Rad. (m)	Flow (l/h)	Rad. (m)	Flow (l/h)
2.1	-	-	-	-	13.4	1450	14.0	1650	14.3	1870
2.4	13.4	1230	13.4	1420	13.7	1590	14.6	1790	14.9	2020
2.8	14.0	1310	14.0	1520	14.3	1710	15.2	1910	15.5	2160
3.1	14.0	1400	14.6	1630	14.9	1810	15.5	2040	15.8	2310
3.4	14.3	1490	14.9	1720	15.2	1920	15.8	2150	16.5	2430
3.8	14.3	1550	15.2	1800	15.8	2030	16.2	2260	16.5	2540
4.1	14.6	1630	15.2	1880	16.2	2100	16.5	2330	17.1	2680
4.5	14.9	1690	15.5	1960	16.5	2200	16.5	2460	17.7	2750
4.8	15.2	1750	15.8	2040	16.5	2290	17.1	2550	18.0	2890
5.2	15.5	1810	16.2	2080	17.1	2350	17.1	2650	18.3	2940
5.5	15.5	1880	16.5	2160	17.1	2430	17.4	2730	18.3	3080

Plastic Nozzle with 1/8" Spreader Nozzle Performance										METRIC
psi@ Nozzle	NOZZLE SIZE									
	5/32"		11/64"		3/16"		13/64"		7/32"	
	Rad. (m)	Flow (l/h)	Rad. (m)	Flow (l/h)	Rad. (m)	Flow (l/h)	Rad. (m)	Flow (l/h)	Rad. (m)	Flow (l/h)
2.1	-	-	-	-	13.4	1560	13.7	1750	14.0	1960
2.4	12.8	1340	13.4	1530	13.4	1690	14.3	1890	14.6	2110
2.8	13.7	1440	13.7	1640	14.0	1820	14.9	2020	15.2	2280
3.1	14.0	1530	14.0	1740	14.6	1940	15.2	2150	15.8	2410
3.4	14.0	1610	14.6	1840	15.2	2050	15.8	2280	16.5	2540
3.8	14.0	1690	14.9	1910	15.8	2130	16.5	2390	17.1	2690
4.1	14.3	1760	15.2	2020	15.8	2250	16.5	2510	17.1	2790
4.5	14.6	1840	15.2	2120	15.8	2340	17.1	2610	17.4	2920
4.8	14.6	1910	15.5	2180	16.5	2420	17.1	2710	17.7	3020
5.2	14.6	1990	15.5	2250	16.8	2520	17.4	2800	17.7	3150
5.5	14.9	2040	15.8	2330	16.8	2600	17.7	2900	18.3	3230

* Nozzles must be purchased separately. See chart on previous page.

30H / 30WH

3/4" (19mm) Full Circle, Brass Impact Sprinkler

- Heavy duty brass construction
- Stainless steel springs and fulcrum pin
- Chemically resistant washers

Features

- Dual nozzle ports
- 30H unit does not have a spreader plug
- 30WH unit has spreader plug

Benefits

- Wide range of flow rates
- Corrosion and grit resistant
- Built to last
- Five-year Customer Satisfaction Policy

Specifications

- Bearing: 3/4" (19mm) Male NPT, Brass
- Trajectory Angle: 27°
- Operating Range: 25-80 psi (1.7-5.5 bar)
- Flow Rate: 2.9-13.1 gpm (0.66-2.98 m³/h)
- Radius: 40-56 ft. (12.20-17.23 meters)
- Nozzle Port: 1/8" Female NPT
- Spreader Nozzle Port: 1/8" Female NPT



Brass Straight Bore Nozzle (SBN-3) with Plug Performance*

psi@ Nozzle	NOZZLE SIZE (Stream Height: 9 ft.)			
	9/64"	5/32"	11/64"	3/16"
	Rad. Flow (ft.) (gpm)	Rad. Flow (ft.) (gpm)	Rad. Flow (ft.) (gpm)	Rad. Flow (ft.) (gpm)
25	40 2.90	41 3.50	41 4.30	42 5.10
30	40 3.10	42 3.90	44 4.70	45 5.60
35	41 3.40	43 4.20	45 5.10	47 6.00
40	41 3.60	44 4.50	46 5.40	48 6.40
45	42 3.80	44 4.70	46 5.70	49 6.80
50	42 4.10	45 5.00	47 6.10	50 7.20
55	43 4.20	45 5.20	48 6.30	50 7.60
60	43 4.40	46 5.50	48 6.60	51 7.90
65	44 4.60	46 5.80	49 6.90	51 8.20
70	44 4.80	47 5.90	49 7.20	52 8.50
75	45 5.00	47 6.10	50 7.40	52 8.80
80	45 5.10	48 6.30	50 7.70	53 9.10

Brass Straight Bore Nozzle (SBN-3) with Spreader (LAN-1) Performance*

psi@ Nozzle	NOZZLE SIZE (Stream Height: 9 ft.)				
	9/64" x 3/32-7"	5/32" x 3/32-7"	11/64" x 3/32-7"	3/16" x 3/32-7"	3/16" x 1/8-20"
	Rad. Flow (ft.) (gpm)	Rad. Flow (ft.) (gpm)	Rad. Flow (ft.) (gpm)	Rad. Flow (ft.) (gpm)	Rad. Flow (ft.) (gpm)
25	40 4.20	41 4.80	41 5.60	42 6.40	42 7.40
30	40 4.60	42 5.30	44 6.10	45 7.00	45 8.10
35	41 4.90	43 5.70	45 6.60	47 7.50	47 8.70
40	41 5.20	44 6.10	46 7.00	48 8.10	48 9.30
45	42 5.60	44 6.50	46 7.40	49 8.50	49 9.90
50	42 5.90	45 6.80	47 7.90	50 9.00	50 10.40
55	43 6.10	45 7.10	48 8.20	50 9.40	50 10.90
60	43 6.40	46 7.40	48 8.60	51 9.90	51 11.40
65	44 6.70	46 7.80	49 8.90	51 10.20	51 11.80
70	44 6.90	47 8.10	49 9.30	52 10.70	52 12.30
75	45 7.20	47 8.30	50 9.60	52 11.00	52 12.70
80	45 7.50	48 8.70	50 10.00	53 11.50	53 13.10

Brass Straight Bore Nozzle with Vane (SBN-3V) with Plug Performance*

psi@ Nozzle	NOZZLE SIZE (Stream Height: 10 ft.)			
	9/64"	5/32"	11/64"	3/16"
	Rad. Flow (ft.) (gpm)	Rad. Flow (ft.) (gpm)	Rad. Flow (ft.) (gpm)	Rad. Flow (ft.) (gpm)
25	42 2.90	44 3.50	45 4.30	48 5.10
30	43 3.10	45 3.90	46 4.70	47 5.60
35	44 3.40	46 4.20	47 5.10	49 6.00
40	45 3.60	47 4.50	48 5.40	50 6.40
45	46 3.80	48 4.70	49 5.70	52 6.80
50	46 4.10	49 5.00	50 6.10	53 7.20
55	47 4.20	50 5.20	51 6.30	53 7.60
60	47 4.40	50 5.50	51 6.60	54 7.90
65	48 4.60	51 5.80	52 6.90	55 8.20
70	48 4.80	51 5.90	53 7.20	55 8.50
75	49 5.00	52 6.10	54 7.40	56 8.80
80	50 5.10	52 6.30	55 7.70	56 9.10

Brass Straight Bore Nozzle with vane (SBN-3v) with Spreader (LAN-1) Performance*

psi@ Nozzle	NOZZLE SIZE (Stream Height: 10 ft.)				
	9/64" x 3/32-7"	5/32" x 3/32-7"	11/64" x 3/32-7"	3/16" x 3/32-7"	3/16" x 1/8-20"
	Rad. Flow (ft.) (gpm)	Rad. Flow (ft.) (gpm)	Rad. Flow (ft.) (gpm)	Rad. Flow (ft.) (gpm)	Rad. Flow (ft.) (gpm)
25	42 4.20	44 4.80	45 5.60	45 6.40	46 7.40
30	43 4.60	45 5.30	46 6.10	47 7.00	47 8.10
35	44 4.90	46 5.70	47 6.60	49 7.50	49 8.70
40	45 5.20	47 6.10	48 7.00	50 8.10	50 9.30
45	46 5.60	48 6.50	49 7.40	52 8.50	52 9.90
50	46 5.90	49 6.80	50 7.90	53 9.00	53 10.40
55	47 6.10	50 7.10	51 8.20	54 9.40	54 10.90
60	47 6.40	50 7.40	51 8.60	54 9.90	54 11.40
65	48 6.70	51 7.80	52 8.90	55 10.20	55 11.80
70	48 6.90	51 8.10	53 9.30	55 10.70	55 12.30
75	49 7.20	52 8.30	54 9.60	56 11.00	56 12.70
80	50 7.50	52 8.70	55 10.00	56 11.50	56 13.10

* Nozzles must be purchased separately. See chart below.

Item Numbers and Ordering Information

Sprinkler Only		
Sprinkler Without Nozzle, Without Plug	30H	A08401
Sprinkler without Nozzle, With Plug	30WH	A08411

Nozzle Only			XX = Nozzle Size						
			U.S. Standard		3/32"	7/64"	1/8"	9/64"	5/32"
			Metric						
			2.38mm	2.78mm	3.18mm	3.57mm	3.97mm	4.37mm	4.76mm
Brass Straight Bore Nozzle	SBN-3	105842-XX	–	–	–	09	10	11	12
Brass Straight Bore Nozzle with Vane	SBN-3V	106131-XX	–	–	–	09	10	11	12
Brass 7° Low Angle Spreader	LAN-1-7	100225-XX	06	07	08	09	10	–	–
Brass 20° Low Angle Spreader	LAN-1-20	100226-XX	06	07	08	09	10	–	–
Brass Plug		100255							

Bold nozzle size number denotes the most common nozzle choice.

30H / 30WH

30H Brass Straight Bore Nozzle (SBN-3) with Plug *										METRIC		
bar @ Nozzle	NOZZLE SIZE (Stream Height: 1.1m)											
	3.57 MM (9/64")			3.97 MM (5/32")			4.37 MM (11/64")			4.76 MM (3/16")		
	Rad. (m)	Flow (l/s)	Flow (m ³ /h)	Rad. (m)	Flow (l/s)	Flow (m ³ /h)	Rad. (m)	Flow (l/s)	Flow (m ³ /h)	Rad. (m)	Flow (l/s)	Flow (m ³ /h)
1.7	12.2	0.18	0.66	12.5	0.22	0.79	12.6	0.27	0.98	13.0	0.32	1.16
2.0	12.3	0.19	0.69	12.9	0.24	0.87	13.3	0.29	1.05	13.7	0.35	1.25
2.5	12.5	0.22	0.78	13.3	0.27	0.97	13.8	0.33	1.18	14.4	0.38	1.39
3.0	12.8	0.24	0.85	13.5	0.29	1.05	14.1	0.35	1.27	14.8	0.42	1.52
3.5	13.0	0.26	0.93	13.7	0.32	1.14	14.5	0.39	1.39	15.3	0.46	1.65
4.0	13.2	0.27	0.98	14.0	0.34	1.22	14.7	0.41	1.47	15.5	0.49	1.77
4.5	13.4	0.29	1.05	14.2	0.37	1.32	14.9	0.44	1.57	15.7	0.52	1.87
5.0	13.6	0.31	1.11	14.4	0.38	1.36	15.2	0.46	1.66	15.9	0.55	1.96
5.5	13.9	0.32	1.16	14.6	0.40	1.43	15.4	0.49	1.75	16.2	0.57	2.07

30H Brass Straight Bore Nozzle (SBN-3) with Spreader (LAN-1*)													METRIC		
bar @ Nozzle	NOZZLE SIZE (Stream Height: 1.1m)														
	3.57 mm x 2.38 mm (9/64" x 3/32") 7°			3.97 mm x 2.38 mm (5/32" x 3/32") 7°			4.37 mm x 2.38 mm (11/64" x 3/32") 7°			4.76 mm x 2.38 mm (3/16" x 3/32") 7°			4.76 mm x 3.18 mm (3/16" x 1/8") 20°		
	Rad. (m)	Flow (l/s)	Flow (m ³ /h)	Rad. (m)	Flow (l/s)	Flow (m ³ /h)	Rad. (m)	Flow (l/s)	Flow (m ³ /h)	Rad. (m)	Flow (l/s)	Flow (m ³ /h)	Rad. (m)	Flow (l/s)	Flow (m ³ /h)
1.7	12.2	0.26	0.95	12.5	0.30	1.09	12.6	0.35	1.27	13.0	0.40	1.45	13.0	0.47	1.68
2.0	12.3	0.29	1.03	12.9	0.33	1.18	13.3	0.38	1.36	13.7	0.43	1.56	13.7	0.50	1.81
2.5	12.5	0.31	1.13	13.3	0.37	1.32	13.8	0.42	1.52	14.4	0.48	1.74	14.4	0.56	2.01
3.0	12.8	0.35	1.24	13.5	0.40	1.45	14.1	0.46	1.65	14.8	0.53	1.90	14.8	0.61	2.21
3.5	13.0	0.37	1.35	13.7	0.43	1.55	14.5	0.50	1.80	15.3	0.57	2.06	15.3	0.66	2.38
4.0	13.2	0.40	1.43	14.0	0.46	1.65	14.7	0.53	1.92	15.5	0.61	2.20	15.5	0.71	2.54
4.5	13.4	0.42	1.52	14.2	0.49	1.77	14.9	0.56	2.03	15.7	0.64	2.32	15.7	0.75	2.69
5.0	13.6	0.44	1.60	14.4	0.52	1.86	15.2	0.60	2.15	15.9	0.68	2.46	15.9	0.79	2.84
5.5	13.9	0.47	1.70	14.6	0.55	1.98	15.4	0.63	2.27	16.2	0.73	2.61	16.2	0.83	2.98

30H Brass Straight Bore Nozzle (SBN-3) with Plug *										METRIC		
bar @ Nozzle	NOZZLE SIZE (Stream Height: 3m)											
	3.57 MM (9/64")			3.97 MM (5/32")			4.37 MM (11/64")			4.76 MM (3/16")		
	Rad. (m)	Flow (l/s)	Flow (m ³ /h)	Rad. (m)	Flow (l/s)	Flow (m ³ /h)	Rad. (m)	Flow (l/s)	Flow (m ³ /h)	Rad. (m)	Flow (l/s)	Flow (m ³ /h)
1.7	13.0	0.18	0.66	13.4	0.22	0.79	13.7	0.27	0.98	14.0	0.32	1.16
2.0	13.2	0.19	0.69	13.7	0.24	0.87	14.0	0.29	1.05	14.4	0.35	1.25
2.5	13.6	0.22	0.78	14.1	0.27	0.97	14.4	0.33	1.18	15.0	0.38	1.39
3.0	14.0	0.24	0.85	14.5	0.29	1.05	14.8	0.35	1.27	15.7	0.42	1.52
3.5	14.2	0.26	0.93	15.0	0.32	1.14	15.3	0.39	1.39	16.2	0.46	1.65
4.0	14.4	0.27	0.98	15.3	0.34	1.22	15.6	0.41	1.47	16.5	0.49	1.77
4.5	14.6	0.29	1.05	15.6	0.37	1.32	15.9	0.44	1.57	16.8	0.52	1.87
5.0	14.9	0.31	1.11	15.8	0.38	1.36	16.3	0.46	1.66	17.0	0.55	1.96
5.5	15.2	0.32	1.16	16.0	0.40	1.43	16.8	0.49	1.75	17.2	0.57	2.07

30H Brass Straight Bore Nozzle (SBN-3) with Spreader (LAN-1*)													METRIC		
bar @ Nozzle	NOZZLE SIZE (Stream Height: 3m)														
	3.57 mm x 2.38 mm (9/64" x 3/32") 7°			3.97 mm x 2.38 mm (5/32" x 3/32") 7°			4.37 mm x 2.38 mm (11/64" x 3/32") 7°			4.76 mm x 2.38 mm (3/16" x 3/32") 7°			4.76 mm x 3.18 mm (3/16" x 1/8") 20°		
	Rad. (m)	Flow (l/s)	Flow (m ³ /h)	Rad. (m)	Flow (l/s)	Flow (m ³ /h)	Rad. (m)	Flow (l/s)	Flow (m ³ /h)	Rad. (m)	Flow (l/s)	Flow (m ³ /h)	Rad. (m)	Flow (l/s)	Flow (m ³ /h)
1.7	13.0	0.26	0.95	13.4	0.30	1.09	13.9	0.35	1.27	13.9	0.40	1.45	13.9	0.47	1.68
2.0	13.2	0.29	1.03	13.7	0.33	1.18	14.0	0.38	1.36	14.4	0.43	1.56	14.4	0.50	1.81
2.5	13.6	0.31	1.13	14.1	0.37	1.32	14.4	0.42	1.52	15.0	0.48	1.74	15.0	0.56	2.01
3.0	14.0	0.35	1.24	14.5	0.40	1.45	14.8	0.46	1.65	15.7	0.53	1.90	15.7	0.61	2.21
3.5	14.2	0.37	1.35	15.0	0.43	1.55	15.3	0.50	1.80	16.2	0.57	2.06	16.2	0.66	2.38
4.0	14.4	0.40	1.43	15.3	0.46	1.65	15.6	0.53	1.92	16.5	0.61	2.20	16.5	0.71	2.54
4.5	14.6	0.42	1.52	15.6	0.49	1.77	15.9	0.56	2.03	16.8	0.64	2.32	16.8	0.75	2.69
5.0	14.9	0.44	1.60	15.8	0.52	1.86	16.3	0.60	2.15	17.0	0.68	2.46	17.0	0.79	2.84
5.5	15.2	0.47	1.70	16.0	0.55	1.98	16.8	0.63	2.27	17.2	0.73	2.61	17.2	0.83	2.98

* Nozzles must be purchased separately. See chart on previous page.



30FH / 30FWH

3/4" (19mm) Full Circle, Brass Impact Sprinkler

- Heavy duty brass construction
- Stainless steel springs and fulcrum pin
- Chemically resistant, PTFE washers

Features

- Dual nozzle ports

Benefits

- PTFE washers allow for faster rotation times with a smaller nozzle at lower pressures
- Wide range of flow rates
- Corrosion and grit resistant
- Built to last
- Five-year Customer Satisfaction Policy

Specifications

- Bearing: 3/4" (19mm) Male NPT, Brass
- Trajectory Angle: 27°
- Operating Range: 25-80 psi (1.7-5.5 bar)
- Flow Rate: 2.26-6.47 gpm (0.51-1.47 m³/h)
- Radius: 39-43 ft. (11.90-13.27 meters)
- Nozzle Port: 1/4" Female NPT
- Spreader Nozzle Port: 1/8" Female NPT



Straight Bore Nozzle (SBN-3) Performance*		
psi@ Nozzle	NOZZLE SIZE (Stream Height: 9 ft.)	
	1/8"	
Rad. (ft.)	Flow (gpm)	
25	39	2.26
30	39	2.48
35	40	2.68
40	40	2.86
45	41	3.03
50	41	3.20
55	42	3.35
60	44	3.50
65	43	3.65
70	43	3.78
75	43	3.91
80	43	4.04

Straight Bore Nozzle (SBN-3) with Spreader (LAN-1-20) Performance*		
psi@ Nozzle	NOZZLE SIZE (Stream Height: 9 ft.)	
	1/8" x 3/32-20°	
Rad. (ft.)	Flow (gpm)	
25	39	3.52
30	39	3.87
35	40	4.19
40	40	4.49
45	41	4.77
50	41	5.02
55	42	5.27
60	42	5.51
65	43	5.75
70	43	5.99
75	43	6.23
80	43	6.47

Straight Bore Nozzle (SBN-3) with Spreader (LAN-1-20) *			
psi@ Nozzle	NOZZLE SIZE (Stream Height: 2.7m)		
	3.18 mm (1/8")		
Rad. (m)	Flow (l/s)	Flow (m ³ /h)	
1.7	11.9	0.14	0.51
2.0	12.0	0.15	0.55
2.5	12.2	0.17	0.62
3.0	12.5	0.19	0.68
3.5	12.7	0.20	0.73
4.0	12.9	0.22	0.78
4.5	13.1	0.23	0.83
5.0	13.2	0.24	0.87
5.5	13.3	0.25	0.92

Straight Bore Nozzle (SBN-3) with Spreader (LAN-1-20) * METRIC			
psi@ Nozzle	NOZZLE SIZE (Stream Height: 2.7m)		
	3.18 mm x 2.38 mm (1/8" x 3/32") 20°		
Rad. (m)	Flow (l/s)	Flow (m ³ /h)	
1.7	11.9	0.22	0.80
2.0	12.0	0.24	0.86
2.5	12.2	0.27	0.97
3.0	12.5	0.30	1.06
3.5	12.7	0.32	1.15
4.0	12.9	0.34	1.23
4.5	13.1	0.36	1.31
5.0	13.2	0.39	1.39
5.5	13.3	0.41	1.47

* Nozzles must be purchased separately. See chart below.

Item Numbers and Ordering Information

Sprinkler Only		
Sprinkler without Nozzle	30FH	A08401F
Sprinkler without Nozzle with Plug	30FWH	A08901F

Nozzle Only			XX = Nozzle Size	
U.S. Standard			3/32"	1/8"
Metric			2.38 mm	3.18 mm
Brass Straight Bore Nozzle 1/8"	SBN-3	105842-XX	—	08
Brass 20° Low Angle Nozzle 3/32°	LAN-1-20	100226-XX	06	—
Brass Plug		100255		

Bold nozzle size number denotes the most common nozzle choice.

70CH

1" (25mm) Full Circle, Brass Impact Sprinkler

- Heavy duty brass construction
- 70CH Female NPT Bearing

Features

- Stainless steel springs and fulcrum pin
- Chemically resistant washers
- Dual nozzle ports

Benefits

- Low angle ideal for windy conditions
- Integral straightening vanes increase distance of throw
- Wide range of flow rates
- Corrosion and grit resistant
- Built to last
- Five-year Customer Satisfaction Policy

Specifications

- Bearing: 1" (25mm) Female NPT, Brass
- Trajectory Angle: 21°
- Operating Range: 40-80 psi (2.8-5.5 bar)
- Flow Rate: 8.8-45.8 gpm (2.00-10.40 m³/h)
- Radius: 57-82 ft. (17.39-25.01 meters)
- Nozzle Port: 3/8" Female NPT
- Spreader Nozzle Port: 3/8" Female NPT

(Spreader Nozzle Port requires Spreader Bushing to accept LAN-20 Nozzles)

Straight Bore Nozzle (SBN-4) with Plug Performance*

psi@ Nozzle	NOZZLE SIZE (Stream Height: 8 ft.)													
	7/32"		1/4"		9/32"		5/16"		11/32"		3/8"		13/32"	
	Rad. (ft.)	Flow (gpm)	Rad. (ft.)	Flow (gpm)	Rad. (ft.)	Flow (gpm)	Rad. (ft.)	Flow (gpm)	Rad. (ft.)	Flow (gpm)	Rad. (ft.)	Flow (gpm)	Rad. (ft.)	Flow (gpm)
40	57	8.80	60	11.50	62	14.60	65	17.70	66	21.10	68	24.40	70	28.50
45	58	9.40	61	12.20	64	15.50	66	18.90	68	22.50	70	26.00	72	30.40
50	59	9.90	62	12.90	65	16.30	68	20.00	70	23.80	71	27.50	73	32.30
55	60	10.40	63	13.60	66	17.20	70	21.00	71	25.00	73	29.10	75	34.00
60	61	10.90	64	14.20	67	18.00	71	22.00	73	26.20	74	30.60	77	35.70
65	62	11.40	65	14.80	68	18.80	72	23.00	74	27.40	76	32.00	78	37.30
70	63	11.80	66	15.40	70	19.50	73	23.90	76	28.50	77	33.20	79	38.90
75	64	12.20	67	16.00	71	20.30	74	24.80	77	29.60	78	34.50	81	40.40
80	65	12.60	68	16.50	72	20.90	75	25.70	78	30.60	80	35.70	82	41.80

Straight Bore Nozzle (SBN-4) with Spreader (LAN-1-20) Performance*

psi@ Nozzle	NOZZLE SIZE (Stream Height: 8 ft.)													
	7/32" x 1/8-20"		1/4" x 1/8-20"		9/32" x 1/8-20"		5/16" x 1/8-20"		11/32" x 1/8-20"		3/8" x 1/8-20"		13/32" x 1/8-20"	
	Rad. (ft.)	Flow (gpm)	Rad. (ft.)	Flow (gpm)	Rad. (ft.)	Flow (gpm)	Rad. (ft.)	Flow (gpm)	Rad. (ft.)	Flow (gpm)	Rad. (ft.)	Flow (gpm)	Rad. (ft.)	Flow (gpm)
40	57	11.60	60	14.30	62	17.40	65	20.50	61	23.90	68	27.20	70	31.40
45	58	12.40	61	15.20	64	18.50	66	21.90	68	25.50	70	29.00	72	33.40
50	59	13.00	62	16.00	65	19.40	68	23.10	70	26.90	71	30.60	73	35.50
55	60	13.70	63	16.90	66	20.40	70	24.30	71	28.30	73	32.40	75	37.40
60	61	14.30	64	17.60	67	21.40	71	25.40	73	29.60	74	34.00	77	39.20
65	62	15.00	65	18.40	69	22.40	72	26.60	74	31.00	76	35.60	78	40.90
70	63	15.50	66	19.10	70	23.20	73	27.60	75	32.20	77	36.90	79	42.70
75	64	16.00	67	19.80	71	24.10	74	28.60	77	33.40	78	38.30	81	44.30
80	65	16.50	68	20.40	72	24.80	75	29.60	78	34.50	80	39.60	82	45.80

* Nozzles must be purchased separately. See Chart below.



Item Numbers and Ordering Information

Sprinkler Only	
Sprinkler without Nozzle, Without Plug, Without Bushing; Female body (70CH)	A20000
Sprinkler without Nozzle, Without Plug, Without Bushing; Male body (70CHM)	A20030

Nozzle Only			XX = Nozzle Size							
U.S. Standard			1/8"	7/32"	1/4"	9/32"	5/16"	11/32"	3/8"	13/32"
Metric			1.59mm	1.70mm	1.78mm	1.98mm	2.18mm	2.38mm	2.78mm	3.18mm
Brass Straight Bore Nozzle	SBN-4	100382-XX	—	14	16	18	20	22	24	26
Brass Spreader Bushing	SPB-1	100418	Needed for use with LAN-1-20							
Brass 20° Low Angle Spreader Nozzle	LAN-1-20	100226	08	—	—	—	—	—	—	—
Brass Plug		100417								

Bold nozzle size number denotes the most common nozzle choice.

70CH

Straight Bore Nozzle (SBN-4) with Plug Performance*													METRIC								
bar @ Nozzle	NOZZLE SIZE												(Stream Height: 2.4m)								
	5.56 mm (7/32")			6.35 mm (1/4")			7.14 mm (9/32")			7.94 mm (5/16")			8.73 mm (11/32")			9.53 mm (3/8")			10.32 mm (13/32")		
	Rad. (m)	Flow (l/s)	Flow (m ³ /h)	Rad. (m)	Flow (l/s)	Flow (m ³ /h)	Rad. (m)	Flow (l/s)	Flow (m ³ /h)	Rad. (m)	Flow (l/s)	Flow (m ³ /h)	Rad. (m)	Flow (l/s)	Flow (m ³ /h)	Rad. (m)	Flow (l/s)	Flow (m ³ /h)	Rad. (m)	Flow (l/s)	Flow (m ³ /h)
2.8	17.4	0.56	2.00	18.3	0.73	2.61	19.1	0.92	3.32	19.8	1.12	4.02	20.3	1.33	4.79	20.7	1.54	5.54	21.3	1.80	6.47
3.0	17.7	0.58	2.09	18.5	0.76	2.72	19.4	0.96	3.46	20.1	1.17	4.21	20.6	1.39	5.01	21.2	1.61	5.79	21.8	1.88	6.77
3.5	18.2	0.63	2.26	18.9	0.82	2.95	20.0	1.04	3.73	20.8	1.27	4.58	21.4	1.51	5.45	21.9	1.75	6.30	22.5	2.05	7.39
4.0	18.6	0.67	2.43	19.4	0.88	3.17	20.5	1.12	4.01	21.6	1.36	4.90	22.1	1.62	5.84	22.5	1.89	6.81	23.3	2.21	7.95
4.5	19.1	0.72	2.59	19.8	0.94	3.37	21.0	1.19	4.28	22.1	1.45	5.23	22.7	1.73	6.23	23.2	2.02	7.28	23.9	2.35	8.47
5.0	19.5	0.76	2.72	20.3	0.99	3.56	21.5	1.26	4.52	22.6	1.54	5.53	23.3	1.83	6.60	23.8	2.14	7.69	24.3	2.45	8.82
5.5	19.8	0.79	2.86	20.7	1.04	3.75	21.9	1.32	4.75	23.0	1.62	5.84	23.8	1.93	6.95	24.5	2.25	8.11	25.0	2.64	9.49

Straight Bore Nozzle (SBN-4) with Spreader (LAN-1-20) Performance*													METRIC								
bar @ Nozzle	NOZZLE SIZE												(Stream Height: 2.4m)								
	5.56 mm x 3.18 mm (7/32" x 1/8") 20°			6.35 mm x 3.18 mm (1/4" x 1/8") 20°			7.14 mm x 3.18 mm (9/32" x 1/8") 20°			7.94 mm x 3.18 mm (5/16" x 1/8") 20°			8.73 mm x 3.18 mm (11/32" x 1/8") 20°			9.53 mm x 3.18 mm (3/8" x 1/8") 20°			10.32 mm x 3.18 mm (13/32" x 1/8") 20°		
	Rad. (m)	Flow (l/s)	Flow (m ³ /h)	Rad. (m)	Flow (l/s)	Flow (m ³ /h)	Rad. (m)	Flow (l/s)	Flow (m ³ /h)	Rad. (m)	Flow (l/s)	Flow (m ³ /h)	Rad. (m)	Flow (l/s)	Flow (m ³ /h)	Rad. (m)	Flow (l/s)	Flow (m ³ /h)	Rad. (m)	Flow (l/s)	Flow (m ³ /h)
2.8	17.4	0.73	2.63	18.3	0.90	3.25	19.1	1.10	3.95	19.8	1.29	4.66	20.3	1.51	5.43	20.7	1.72	6.18	21.3	1.98	7.13
3.0	17.7	0.77	2.76	18.5	0.94	3.39	19.4	1.15	4.13	20.1	1.35	4.88	20.6	1.58	5.68	21.2	1.80	6.46	21.8	2.07	7.45
3.5	18.2	0.83	2.98	18.9	1.02	3.66	20.0	1.23	4.44	20.8	1.47	5.29	21.4	1.71	6.16	21.9	1.95	7.01	22.5	2.26	8.13
4.0	18.6	0.89	3.19	19.4	1.09	3.93	20.5	1.32	4.77	21.6	1.57	5.67	22.1	1.83	6.60	22.5	2.10	7.57	23.3	2.43	8.74
4.5	19.1	0.95	3.41	19.8	1.16	4.19	21.0	1.42	5.10	22.1	1.68	6.05	22.7	1.96	7.05	23.2	2.25	8.10	23.9	2.58	9.29
5.0	19.5	0.99	3.58	20.3	1.23	4.42	21.5	1.49	5.37	22.6	1.77	6.38	23.3	2.07	7.45	23.8	2.37	8.54	24.3	2.69	9.67
5.5	19.8	1.04	3.75	20.7	1.29	4.63	21.9	1.56	5.63	23.0	1.87	6.72	23.8	2.18	7.84	24.5	2.50	8.99	25.0	2.89	10.40

* Nozzles must be purchased separately. See chart on previous page.

25BPJ-FP-ADJ 25BPJ-FP-ADJ-DA-TNT

1/2" (13mm) Full or Part Circle, Brass Impact Sprinklers

- Durable brass die-cast, 'precision jet' (PJ) arm
- Stainless steel springs and fulcrum pin
- PJ arm reduces side splash

Features

- Chemically resistant washers
- All models include integral (to sprinkler body) break-up pin for adjustable distribution (ADJ)
- DA option also includes integral (to sprinkler body) distance control flap
- Full or Part Circle operation

Benefits


- Many options provide design and application flexibility
- Corrosion and grit resistant
- Built to last
- Five-year Customer Satisfaction Policy

Specifications

- Bearing: 1/2" (13mm) Male NPT, Brass
- Trajectory Angle: 25°
- Operating Range: 30-50 psi (2.1-3.5 bar)
- Flow Rate: 3.1-5.0 gpm (0.7-1.14 m³/h)
- Radius: 38-41 ft. (11.6-12.5 meters)
- Nozzle Port: 1/8" Female NPT

Straight Bore Nozzle (SBN-1) Performance*				
psi@ Nozzle	NOZZLE SIZE (Stream Height: 7 ft.)			
	9/64"		5/32"	
	Rad. (ft.)	Flow (gpm)	Rad. (ft.)	Flow (gpm)
30	38	3.10	39	3.80
35	38	3.40	39	4.10
40	39	3.60	40	4.40
45	39	3.80	40	4.70
50	40	4.00	41	5.00

Straight Bore Nozzle (SBN-1) Performance*						METRIC
bar@ Nozzle	NOZZLE SIZE (Stream Height: 2.1m)					
	3.57 mm (9/64")			3.97 mm (5/32")		
	Rad. (m)	Flow (l/s)	Flow (m ³ /h)	Rad. (m)	Flow (l/s)	Flow (m ³ /h)
2.1	11.6	0.20	0.70	11.9	0.24	0.86
2.5	11.8	0.22	0.77	12.0	0.26	0.95
3.0	12.0	0.24	0.85	12.2	0.29	1.05
3.5	12.2	0.25	0.91	12.5	0.32	1.14



Item Numbers and Ordering Information

Assembled Sprinkler/Nozzle Factory Combination	
25BPJ-FP-ADJ w/SBN-1 9/64" 3.57mm	A32901-09
25BPJ-FP-ADJ w/SBN-1 5/32" 3.97mm	A32901-10
25BPJ-FP-ADJ-DA-TNT w/SBN-1 9/64" 3.57mm	A34403-09
25BPJ-FP-ADJ-DA-TNT w/SBN-1 5/32" 3.57mm	A34403-10

Nozzle Only			XX = Nozzle Size	
U.S. Standard			9/64"	5/32"
Metric			3.57 mm	3.97 mm
Brass Straight Bore Nozzle	SBN-1	105780-XX	09	10

Bold nozzle size number denotes the most common nozzle choice.

2045-PJ

1/2" (13mm) Full or Part Circle, Plastic Impact Sprinkler

- Durable Delrin™ plastic, body arm, bearing sleeve, nipple and break up pin
- Stainless steel springs and fulcrum pin
- Chemically resistant washers

Features

- Plastic Quick Fit Nozzles
- Low Angle (10°) Nozzles available
- Integral straightening vane for greater distance
- Full or Part Circle operation

Benefits

- Superior chemical and grit resistance
- Smooth rotation at lower pressures
- Design flexibility
- Built to last
- Two-year Customer Satisfaction Policy

Specifications

- Bearing: 1/2" (13mm) Male NPT, Plastic
- Trajectory Angle: Standard 23°
Low Angle 10° available.
- Operating Range: 25-60 psi (1.7-4.1 bar)
- Flow Rate: 1.5-8.4 gpm (0.34-1.91 m³/h)
- Radius: 22-45 ft. (6.7-13.7 meters)
- Nozzle: QuickFit Nozzle Port

Straight Bore Nozzle (SBN-1) Performance*

psi@ Nozzle	NOZZLE SIZE (Stream Height: 6 ft.)									
	3/32" Red		7/64" Black		1/8" Blue		5/32" Yellow		3/16" Beige	
	Rad. (ft.)	Flow (gpm)	Rad. (ft.)	Flow (gpm)	Rad. (ft.)	Flow (gpm)	Rad. (ft.)	Flow (gpm)	Rad. (ft.)	Flow (gpm)
25	-	-	32	2.20	35	2.80	38	4.20	39	5.50
35	37	2.00	37	2.70	38	3.30	41	4.80	42	6.30
45	38	2.30	39	3.00	40	3.70	42	5.40	44	7.10
55	38	2.50	41	3.30	41	4.10	43	6.00	45	7.90
60	38	2.60	41	3.50	42	4.20	44	6.40	45	8.40

*Shipped Assembled with a 1/8" (08) Straight Bore Nozzle.

Low Angle Nozzle (LAN-1)

psi@ Nozzle	NOZZLE SIZE (Stream Height: 3 ft.)					
	7/64" Black			5/32" Yellow		
	Rad. (ft.)	Flow (gpm)	Rad. (ft.)	Flow (gpm)	Rad. (ft.)	Flow (gpm)
25	22	1.5	25	3.4	25	3.4
35	23	1.9	29	4.0	29	4.0
45	25	2.1	31	4.0	31	4.0
55	25	2.3	32	5.0	32	5.0
60	25	2.4	32	5.4	32	5.4

Straight Bore Nozzle (SBN-1) Performance*

bar @ Nozzle	NOZZLE SIZE (Stream Height: 1.8m)														
	2.38 mm (3/32") Red			2.78 mm (7/64") Black			3.18 mm (1/8") Blue			3.97 mm (5/32") Yellow			4.76 mm (3/16") Beige		
	Rad. (m)	Flow (l/s)	Flow (m ³ /h)	Rad. (m)	Flow (l/s)	Flow (m ³ /h)	Rad. (m)	Flow (l/s)	Flow (m ³ /h)	Rad. (m)	Flow (l/s)	Flow (m ³ /h)	Rad. (m)	Flow (l/s)	Flow (m ³ /h)
1.7	-	-	-	9.8	0.14	0.5	10.7	0.18	0.64	11.6	0.26	0.95	11.9	0.35	1.25
2.0	-	-	-	10.4	0.15	0.55	11.0	0.19	0.68	11.9	0.28	1.01	12.3	0.37	1.32
2.5	11.3	0.13	0.46	11.4	0.17	0.62	11.7	0.21	0.76	12.5	0.31	1.11	12.9	0.40	1.45
3.0	11.5	0.14	0.51	11.8	0.19	0.67	12.1	0.23	0.83	12.8	0.34	1.21	13.3	0.44	1.59
3.5	11.6	0.15	0.55	12.2	0.20	0.72	12.4	0.25	0.89	13.0	0.36	1.30	13.6	0.48	1.72
4.0	11.6	0.16	0.58	12.5	0.22	0.78	12.7	0.26	0.94	13.3	0.39	1.42	13.7	0.52	1.86
4.1	11.6	0.16	0.59	12.5	0.22	0.79	12.8	0.26	0.95	13.4	0.40	1.45	13.7	0.53	1.91

Low Angle Nozzle (LAN-1-10) METRIC

bar @ Nozzle	NOZZLE SIZE (Stream Height: 0.9m)					
	2.78 mm (7/64") Black			3.97 mm (5/32") Yellow		
	Rad. (m)	Flow (l/s)	Flow (m ³ /h)	Rad. (m)	Flow (l/s)	Flow (m ³ /h)
1.7	6.7	0.09	0.34	7.06	0.21	0.77
2.0	6.8	0.10	0.38	8.1	0.23	0.83
2.5	7.1	0.12	0.44	8.9	0.26	0.92
3.0	7.5	0.13	0.47	9.4	0.28	1.01
3.5	7.6	0.14	0.50	9.6	0.30	1.09
4.0	7.6	0.15	0.54	9.8	0.33	1.19
4.1	7.6	0.15	0.54	9.8	0.34	1.23



Item Numbers and Ordering Information

Assembled Sprinkler/Nozzle Factory Combination	
Sprinkler with Nozzle 2045-PJ-AG	B4610008

The assembled sprinkler comes with a blue 1/8" nozzle. Other nozzles are available on request at no charge.

Nozzle Only			XX = Nozzle Size				
U.S. Standard			3/32"	7/64"	1/8"	5/32"	3/16"
Metric			2.38 mm	2.78 mm	3.18 mm	3.97 mm	4.76 mm
Plastic Quick-Fit Straight Bore Nozzle	PQFN	206592-XX	06	07	08	10	12
Low Angle Quick-Fit Nozzle	PQLAN	115902-XX	-	07	-	10	-

Bold nozzle size number denotes the most common nozzle choice.

35A-TNT

3/4" (19mm) Full or Part Circle, Brass Impact Sprinklers

- "Precision jet" (PJ) arm (35A-PJ)
- Standard spoon style arm also available (35A-TNT)
- Stainless steel springs and fulcrum pin

Features

- Chemically resistant washers
- ADJ-3 Nozzles have break-up pins
- DAN-3 Nozzles have a distance control flap

Benefits

- PJ arm reduces side splash
- Many options provide design and application flexibility
- Corrosion and grit resistant
- Available less Nozzle with standard spoon only
- Standard spoon model also available with 3/16" (#12) Nozzle
- PJ model available with 3/16" (#12) DA Nozzles only
- Full or Part Circle operation
- Built to last
- Five-year Customer Satisfaction Policy

Specifications

- Bearing: 3/4" (19mm) Male NPT, Brass
- Trajectory Angle: 27°
- Operating Range: 30-60 psi (2.1-4.1 bar)
- Flow Rate: 3.9-7.8 gpm (0.89-1.77 m³/h)
- Radius: 42-51 ft. (12.8-15.5 meters)
- Nozzle Port: 1/4" Female NPT

Brass Straight Bore Nozzle (ADJN-3) or (DAN-3)

psi@ Nozzle	NOZZLE SIZE (Stream Height: 9 ft.)					
	5/32"		11/64"		3/16"	
	Rad. (ft.)	Flow (gpm)	Rad. (ft.)	Flow (gpm)	Rad. (ft.)	Flow (gpm)
30	42	3.90	43	4.60	44	5.50
35	43	4.20	44	5.00	46	6.00
40	44	4.50	45	5.40	47	6.40
45	44	4.70	46	5.70	48	6.80
50	45	5.00	47	6.00	49	7.20
55	45	5.20	48	6.30	50	7.50
60	46	5.40	48	6.60	51	7.80

Brass Straight Bore Nozzle (ADJN-3) or (DAN-3) METRIC

bar @ Nozzle	NOZZLE SIZE (Stream Height: 2.7m)								
	3.97 mm (5/32")			4.37 mm (11/64")			4.76 mm (3/16")		
	Rad. (m)	Flow (l/s)	Flow (m ³ /h)	Rad. (m)	Flow (l/s)	Flow (m ³ /h)	Rad. (m)	Flow (l/s)	Flow (m ³ /h)
2.1	12.8	0.25	0.89	13.1	0.29	1.04	13.4	0.35	1.25
2.5	13.2	0.27	0.97	13.5	0.32	1.16	14.1	0.38	1.39
3.0	13.4	0.29	1.05	13.9	0.35	1.27	14.5	0.42	1.52
3.5	13.7	0.32	1.14	14.4	0.38	1.37	15.0	0.46	1.65
4.0	13.9	0.34	1.21	14.6	0.41	1.47	15.4	0.48	1.74
4.1	14.0	0.34	1.23	14.6	0.42	1.50	15.5	0.49	1.77



Item Numbers and Ordering Information

Sprinkler	
35A-TNT Sprinkler without Nozzle	A39200
35A-PJ-TNT Sprinkler without Nozzle	A39400

Nozzle Only			XX = Nozzle Size			
			U.S. Standard	5/32"	11/64"	3/16"
			Metric	3.97 mm	4.37 mm	4.76 mm
Brass Straight Bore Adjustable Nozzle	ADJN-3	100328-XX	10	11	12	
Brass Adjustable Do-All Nozzle	DAN-3	100332-XX	10	–	12	
Brass Keyhole Nozzle	KHN-3	106353-XX	10	11		

Bold nozzle size number denotes the most common nozzle choice.

65PJ

1" (25mm) Full or Part Circle, Brass Impact Sprinkler

- Heavy duty brass construction
- 1" Female NPT Bearing
- "Precision jet" (PJ) arm

Features

- Stainless steel springs and fulcrum pin
- Chemically resistant washers
- ADJN-4 Nozzles include integral to Nozzle break-up pin
- Full or Part Circle operation

Benefits

- PJ arm reduces side splash
- Many options provide design and application flexibility
- Corrosion and grit resistant
- Built to last
- Five-year Customer Satisfaction Policy


Specifications

- Bearing: 1" (25mm) Female NPT, Brass
- Trajectory Angle: 27°
- Operating Range: 50-80 psi (3.5-5.5 bar)
- Flow Rate: 12.9-16.5 gpm (2.93-3.75 m³/h)
- Radius: 57-65 ft. (17.4-19.8 meters)
- Nozzle Port: 3/8" Female NPT

Adjustable Straight Bore Nozzle (ADJN-4) Performance		
psi@ Nozzle	NOZZLE SIZE (Stream Height: 9.5 - 14 ft.)	
	1/4"	
50	57	12.90
55	57	13.60
60	58	14.20
65	62	14.80
70	63	15.40
75	64	16.00
80	65	16.50

Available without Nozzle or assembled with a 1/4" (16) Straight Bore Nozzle.

Adjustable Straight Bore Nozzle (ADJN-4) Performance			METRIC
bar @ Nozzle	NOZZLE SIZE (Stream Height: 2.9 - 4.3 m)		
	6.35 mm (1/4")		
3.5	17.4	0.82	2.93
4.0	17.9	0.88	3.16
4.5	18.5	0.93	3.37
5.0	19.2	0.99	3.55
5.5	19.8	1.04	3.75



Item Numbers and Ordering Information

Sprinkler Only	
Sprinkler without Nozzle	AG2001

Assembled Sprinkler/Nozzle Factory Combination	
Sprinkler with Nozzle	A4200316
65PJ-ADJ-TNT	

Nozzle Only		XX = Nozzle Size	
		U.S. Standard	1/4"
		Metric	6.35 mm
Brass Straight Bore Adjustable Nozzle	ADJN-4	100385-XX	16

Bold nozzle size number denotes the most common nozzle choice.

85EHD Tough Bird®

1 1/4" (32mm) Full or Part Circle,
Brass Impact Sprinklers

- Heavy duty brass construction
- Stainless steel wear buttons, springs and fulcrum pin
- Locking stainless steel trip collars

Features

- Chemically resistant washers
- Full or Part Circle operation

Benefits

- Internal straightening vane increases distance of throw
- Stainless steel buttons protect trip mechanism from wear
- Corrosion and grit resistant
- Built to last
- Five-year Customer Satisfaction Policy

Specifications

- Bearing: 1 1/4" (32mm) Male NPT, Brass
- Trajectory Angle: 23°
- Operating Range: 25-100 psi (1.7-6.9 bar)
- Flow Rate: 17.1-127.7 gpm (3.88-29 m³/h)
- Radius: 61-116 ft. (18.6-35.4 meters)
- Nozzle Port: 3/4" Female NPT
- Spreader Nozzle Port: 1/8" Female NPT

Straight Bore Nozzle (SBN-5) with Plug Performance*

psi@ Nozzle	NOZZLE SIZE (Stream Height: 14 ft.)									
	11/32"	3/8"	13/32"	7/16"	15/32"	1/2"	17/32"	9/16"	5/8"	11/16"
	Rad. Flow (ft.) (gpm)	Rad. Flow (ft.) (gpm)	Rad. Flow (ft.) (gpm)	Rad. Flow (ft.) (gpm)	Rad. Flow (ft.) (gpm)	Rad. Flow (ft.) (gpm)	Rad. Flow (ft.) (gpm)	Rad. Flow (ft.) (gpm)	Rad. Flow (ft.) (gpm)	Rad. Flow (ft.) (gpm)
25	61 17.10	62 20.30	64 23.40	66 26.70	66 30.30	66 33.80	66 37.10	66 42.30	66 51.50	66 61.90
30	64 18.80	65 22.30	68 25.70	69 29.30	72 33.20	73 37.10	73 40.80	73 46.40	73 56.50	73 68.10
35	67 20.30	68 24.10	72 27.80	74 31.70	77 35.90	79 40.10	79 44.10	79 50.20	79 61.10	79 73.80
40	69 21.80	71 25.80	75 29.70	77 33.90	80 38.50	83 42.90	83 47.20	86 53.70	86 65.40	86 79.20
45	71 23.10	73 27.40	77 31.60	79 36.00	82 40.80	85 45.60	88 50.10	90 57.10	92 69.50	92 84.20
50	73 24.40	75 28.90	79 33.30	81 38.00	84 43.10	87 48.10	90 52.90	94 60.20	95 73.30	97 88.90
55	75 25.50	77 30.30	81 34.90	83 39.70	86 45.30	89 50.30	92 55.60	96 63.20	99 77.30	100 93.50
60	77 25.80	79 30.80	83 35.90	86 41.60	88 47.40	91 53.00	94 58.80	97 65.50	101 80.10	104 97.80
65	79 26.90	81 32.00	84 37.40	87 43.30	90 49.90	93 55.30	96 61.20	99 69.40	102 84.40	106 102.00
70	81 28.10	83 33.30	86 38.90	89 45.10	91 51.40	94 57.50	98 63.50	101 72.20	104 87.80	108 106.00
75	82 29.20	84 34.50	87 40.30	90 46.80	93 53.30	96 59.60	99 65.80	102 74.90	105 91.00	109 109.90
80	83 30.40	86 35.70	89 41.80	92 48.40	94 55.10	97 61.60	101 68.10	104 77.50	107 94.10	110 113.70
85	85 31.50	87 37.00	90 43.20	93 50.00	96 56.90	99 63.50	102 70.30	105 80.00	108 97.10	112 117.30
90	86 32.70	89 38.30	92 44.60	95 51.50	97 58.50	100 65.30	104 72.40	106 82.20	110 99.90	113 120.90
95	87 33.90	90 39.50	93 46.00	96 53.00	98 60.00	101 67.10	105 74.40	108 84.30	111 102.60	115 124.30
100	88 34.00	91 40.70	94 47.40	97 54.50	99 61.50	102 68.90	106 76.40	109 87.20	112 105.20	116 127.70

Straight Bore Nozzle (SBN-5) and Spreader (LAN-1-20) Performance*

psi@ Nozzle	NOZZLE SIZE (Stream Height: 14 ft.)				
	11/32" x 7/32-20"	3/8" x 7/32-20"	13/32" x 7/32-20"	7/16" x 7/32-20"	15/32" x 7/32-20"
	Rad. Flow (ft.) (gpm)	Rad. Flow (ft.) (gpm)	Rad. Flow (ft.) (gpm)	Rad. Flow (ft.) (gpm)	Rad. Flow (ft.) (gpm)
25	61 23.30	62 26.50	64 29.60	66 32.90	66 36.40
30	64 25.60	65 29.10	68 32.40	69 36.10	72 40.00
35	67 27.70	68 31.40	72 35.10	74 39.00	77 43.30
40	69 29.60	71 33.60	75 37.60	77 41.80	80 46.30
45	71 31.50	73 35.70	77 39.90	79 44.40	82 49.20
50	73 33.20	75 37.70	79 42.10	81 46.80	84 51.90
55	75 34.90	77 39.70	81 44.30	83 49.10	86 54.70
60	77 36.50	79 41.40	83 46.60	86 51.50	88 57.20
65	79 38.00	81 43.20	84 48.60	87 53.80	90 59.80
70	81 40.10	83 44.90	86 50.40	89 55.90	91 62.10
75	82 41.00	84 46.70	87 52.40	90 57.90	93 64.30
80	83 42.60	86 48.30	89 54.30	92 60.00	94 66.70
85	85 43.80	87 49.80	90 56.00	93 62.00	96 68.80
90	86 45.70	89 51.40	92 57.90	95 63.90	97 70.70
95	87 46.60	90 53.00	93 59.60	96 65.80	98 72.80
100	88 47.90	91 54.50	94 61.20	97 67.50	99 74.80



* Nozzles must be purchased separately.
See Chart below.

Item Numbers and Ordering Information

Sprinkler Only	
Sprinkler without Nozzle without Plug	A23600

Nozzle Only		XX = Nozzle Size											
U.S. Standard		7/32"	11/32"	3/8"	13/32"	7/16"	15/32"	1/2"	17/32"	9/16"	5/8"	11/16"	
Metric		5.6mm	8.7mm	9.5mm	10.3mm	11.1mm	11.9mm	12.7mm	13.5mm	14.3mm	15.9mm	17.5mm	
Brass Straight Bore Nozzle	SBN-5	103043-XX	—	22	24	26	28	30	32	34	36	40	44
Brass 20° Low Angle Spreader Nozzle	LAN-1-20	100226-XX	14	—	—	—	—	—	—	—	—	—	—
1/8" Male NPT Plug for Spreader port		100255											

Bold nozzle size number denotes the most common nozzle choice.

85EHD Tough Bird®

Straight Bore Nozzle (SBN-5) with Plug Performance*										METRIC					
bar @ Nozzle	NOZZLE SIZE (Stream Height: 4.3m)														
	8.7 mm (11/32")			9.5 mm (3/8")			10.3 mm (13/32")			11.1 mm (7/16")			11.9 mm (15/32")		
	Rad. (m)	Flow (l/s)	Flow (m ² /h)	Rad. (m)	Flow (l/s)	Flow (m ² /h)	Rad. (m)	Flow (l/s)	Flow (m ² /h)	Rad. (m)	Flow (l/s)	Flow (m ² /h)	Rad. (m)	Flow (l/s)	Flow (m ² /h)
1.7	18.6	1.08	3.88	18.9	1.28	4.61	19.5	1.48	5.31	20.1	1.68	6.06	20.1	1.91	6.88
2.0	19.3	1.16	4.19	19.6	1.38	4.97	20.5	1.59	5.73	20.8	1.82	6.53	21.6	2.06	7.41
2.5	20.6	1.30	4.69	21.0	1.55	5.57	22.2	1.78	6.42	22.8	2.03	7.32	23.7	2.31	8.30
3.0	21.5	1.43	5.16	22.1	1.70	6.11	23.3	1.96	7.05	23.9	2.23	8.03	24.8	2.53	9.11
3.5	22.3	1.55	5.58	22.9	1.84	6.61	24.2	2.12	7.62	24.8	2.41	8.69	25.7	2.74	9.86
4.0	23.2	1.62	5.83	23.8	1.93	6.95	25.1	2.24	8.06	25.8	2.58	9.27	26.6	2.94	10.57
4.5	24.1	1.70	6.12	24.7	2.02	7.28	25.6	2.36	8.51	26.5	2.74	9.85	27.4	3.15	11.35
5.0	24.8	1.81	6.51	25.4	2.14	7.70	26.4	2.50	8.99	27.3	2.90	10.43	28.0	3.30	11.89
5.5	25.3	1.91	6.89	26.2	2.25	8.09	27.1	2.63	9.47	28.0	3.05	10.97	28.6	3.47	12.49
6.0	26.0	2.02	7.26	26.8	2.37	8.52	27.7	2.76	9.94	28.6	3.19	11.49	29.4	3.63	13.07
6.5	26.5	2.13	7.66	27.4	2.48	8.93	28.3	2.89	10.40	29.2	3.33	11.98	29.8	3.77	13.57
6.9	26.8	2.15	7.72	27.7	2.57	9.24	28.7	2.99	10.77	29.6	3.44	12.38	30.2	3.88	13.97

bar @ Nozzle	NOZZLE SIZE (Stream Height: 4.3m)														
	12.7 mm (1/2")			13.5 mm (17/32")			14.3 mm (9/16")			15.9 mm (5/8")			17.5 mm (11/16")		
	Rad. (m)	Flow (l/s)	Flow (m ² /h)	Rad. (m)	Flow (l/s)	Flow (m ² /h)	Rad. (m)	Flow (l/s)	Flow (m ² /h)	Rad. (m)	Flow (l/s)	Flow (m ² /h)	Rad. (m)	Flow (l/s)	Flow (m ² /h)
1.7	20.1	2.13	7.68	20.1	2.34	8.43	20.1	2.67	9.61	20.1	3.25	11.70	20.1	3.91	14.06
2.0	21.8	2.30	8.27	21.8	2.53	9.10	21.8	2.87	10.35	21.8	3.50	12.60	21.8	4.22	15.18
2.5	24.4	2.57	9.26	24.4	2.83	10.19	24.6	3.22	11.60	24.6	3.92	14.12	24.6	4.74	17.06
3.0	25.7	2.83	10.17	26.4	3.11	11.18	27.1	3.54	12.73	27.5	4.31	15.50	27.5	5.22	18.78
3.5	26.6	3.05	11.00	27.5	3.36	12.10	28.7	3.83	13.77	29.1	4.66	16.78	29.7	5.65	20.34
4.0	27.5	3.27	11.79	28.4	3.63	13.06	29.4	4.07	14.66	30.5	4.98	17.93	31.2	6.06	21.82
4.5	28.4	3.49	12.58	29.3	3.87	13.92	30.2	4.39	15.79	31.1	5.33	19.20	32.3	6.45	23.21
5.0	29.0	3.69	13.29	30.0	4.08	14.68	30.9	4.64	16.70	31.8	5.64	20.30	33.1	6.81	24.51
5.5	29.5	3.88	13.96	30.7	4.29	15.44	31.7	4.88	17.57	32.6	5.93	21.33	33.5	7.16	25.77
6.0	30.3	4.05	14.58	31.3	4.49	16.15	32.1	5.10	18.37	33.2	6.20	22.30	34.3	7.49	26.96
6.5	30.7	4.22	15.17	32.0	4.67	16.83	32.8	5.30	19.07	33.8	6.45	23.21	35.0	7.81	28.11
6.9	31.1	4.35	15.65	32.3	4.82	17.35	33.2	5.50	19.81	34.1	6.64	23.89	35.4	8.06	29.00

Straight Bore Nozzle (SBN-5) and Spreader (LAN-1-20) Performance*													METRIC		
bar @ Nozzle	NOZZLE SIZE (Stream Height: 4.3m)														
	8.7 mm x 5.56 mm (11/32" x 7/32") 20°			9.5 mm x 5.56 mm (3/8" x 7/32") 20°			10.3 mm x 5.56 mm (13/32" x 7/32") 20°			11.1 mm x 5.56 mm (7/16" x 7/32") 20°			11.9 mm x 5.56 mm (15/32" x 7/32") 20°		
	Rad. (m)	Flow (l/s)	Flow (m ² /h)	Rad. (m)	Flow (l/s)	Flow (m ² /h)	Rad. (m)	Flow (l/s)	Flow (m ² /h)	Rad. (m)	Flow (l/s)	Flow (m ² /h)	Rad. (m)	Flow (l/s)	Flow (m ² /h)
1.7	18.6	1.47	5.29	18.9	1.67	6.02	19.5	1.87	6.72	20.1	2.08	7.47	20.1	2.30	8.27
2.0	19.3	1.59	5.71	19.6	1.80	6.49	20.5	2.01	7.23	20.8	2.24	8.05	21.6	2.48	8.92
2.5	20.6	1.78	6.40	21.0	2.02	7.25	22.2	2.25	8.11	22.8	2.50	9.01	23.7	2.78	10.00
3.0	21.5	1.95	7.02	22.1	2.21	7.96	23.3	2.47	8.90	23.9	2.75	9.90	24.8	3.05	10.97
3.5	22.3	2.11	7.60	22.9	2.40	8.63	24.2	2.68	9.63	24.8	2.97	10.71	25.7	3.30	11.88
4.0	23.2	2.26	8.14	23.8	2.57	9.25	25.1	2.88	10.37	25.8	3.19	11.48	26.6	3.54	12.76
4.5	24.1	2.40	8.65	24.7	2.73	9.83	25.6	3.07	11.06	26.5	3.40	12.24	27.4	3.78	13.60
5.0	24.8	2.56	9.21	25.4	2.89	10.40	25.5	3.24	11.67	27.3	3.59	12.92	28.0	3.99	14.35
5.5	25.3	2.68	9.65	26.2	3.04	10.95	27.0	3.42	12.31	28.0	3.78	13.60	28.6	4.20	15.12
6.0	26.0	2.81	10.12	26.8	3.18	11.45	27.7	3.58	12.89	28.6	3.96	14.25	29.4	4.39	15.79
6.5	26.5	2.93	10.55	27.4	3.33	11.98	28.3	3.74	13.48	29.2	4.13	14.88	29.8	4.57	16.46
6.9	26.8	3.02	10.88	27.7	3.44	12.38	28.7	3.86	13.90	29.6	4.26	15.33	30.2	4.72	16.99

* Nozzles must be purchased separately. See chart on previous page.

Notes

A large rectangular grid area for taking notes, consisting of 20 columns and 30 rows of small squares. The grid is empty and occupies the central portion of the page.

Notes

A large rectangular area filled with a light gray grid pattern, intended for handwritten notes. The grid consists of approximately 30 columns and 30 rows.

RAIN BIRD'S PROFESSIONAL CUSTOMER SATISFACTION POLICY

Rain Bird will repair or replace at no charge any Rain Bird professional product that fails in normal use within the Customer Satisfaction Policy period stated below. You must return it to the dealer or distributor where you bought it. Product failures due to acts of God including without limitation, lightning and flooding, are not covered by this Customer Satisfaction Policy. This commitment to repair or replace is our sole and total warranty.

IMPLIED WARRANTIES OF MERCHANTABILITY AND FITNESS, IF APPLICABLE, ARE LIMITED TO ONE YEAR FROM THE DATE OF SALE

Rain Bird will not under any circumstances be liable for incidental or consequential damages, no matter how they occur.

AGRICULTURAL PRODUCTS

- H5 Pressure Compensating Dripline – 5 Years Workmanship, 7 Years Environmental Stress Cracking (ESCR)
- LF™ and LFX™ Series Sprinklers – Five Years
- Brass Impact Sprinklers – Five Years
- Plastic Impact Sprinklers – Two Years
- All other agricultural products – One Year

HOW TO ORDER

- Toll-Free, Rain Bird Customer Service: 1-800-Hello-AG | 1-800-435-5624

Thank you for choosing Rain Bird. If you have any questions, please contact your Customer Service representative or District Sales Manager for assistance. We welcome any suggestions you may have for making your partnership with Rain Bird AG a pleasant, effective and positive experience.



A legacy of agricultural innovation.

Rain Bird has a rich history serving the agricultural community. Beginning in 1933 with the invention of the original horizontal action impact drive sprinkler by a Glendora, California citrus farmer (U.S. Patent #1,997,901), Rain Bird revolutionized the food production industry and ushered in a new era in irrigation, worldwide. The original impact sprinkler was designated a historic landmark in 1990 by the American Society of Agricultural Engineers.

For over eighty years, we've been developing new and innovative products that water more intelligently and our work is not done yet. Rain Bird has been awarded hundreds of patents for innovative irrigation products and technologies that are used in over 130 countries around the world to irrigate nearly every imaginable crop. Rain Bird is committed to The Intelligent Use of Water™, bringing expertise and knowledge to further increase irrigation efficiency, minimize maintenance costs and enhance the health of crops.

Visit www.rainbird.com/ag for more information.



Rain Bird Agri-Products

970 West Sierra Madre Avenue
Azusa, CA 91702
Phone: (800) HELLO-AG (800-435-5624)
Fax: (626) 812-3411

Rain Bird Technical Services

(800) RAINBIRD (1-800-724-6247)
(U.S. and Canada)

Rain Bird Corporation

6991 E. Southpoint Road
Tucson, AZ 85756
Phone: (520) 741-6100
Fax: (520) 741-6522

www.rainbird.com

Rain Bird International, Inc.

1000 West Sierra Madre
Azusa, CA 91702
Phone: (626) 963-9311
Fax: (626) 852-7343