



## International Landscape Irrigation Products Catalog



VOLUME 2



The Intelligent Use of Water.™





## Together, we can make a difference

At Rain Bird, we believe that saving water is a responsibility that we all share. Our industry can have a tremendous impact on water conservation by installing more efficient systems and teaching customers how to use them correctly. By working together, we can really make a difference.

Rain Bird's 25 Ways offers practical, effective tips and advice drawn from the company's 80-plus years of experience in the irrigation industry. Available at [25ways.rainbird.com](http://25ways.rainbird.com), these resources can be used anywhere and by anyone who wants to improve their watering efficiency.

## Water Saving Tips from Rain Bird

Visit [25ways.rainbird.com](http://25ways.rainbird.com) for a complete list of water saving tips and techniques in each of the following categories.



Improve Your Existing System



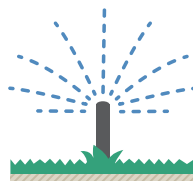
Water Only At The Right Times



Don't Overwater



Use The Right Products



Keep Your Water In Place



Update Your Landscape

## Water efficient irrigation technology for every landscape application

When you design and install Rain Bird complete irrigation solutions, you can be confident knowing that the system will perform better and last longer for many years to come. No matter what your irrigation needs are, Rain Bird has a solution that will help save water for every application in your next green project.



**Spray Bodies**  
Page 8



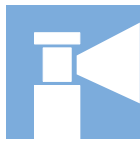
**Central Controls**  
Page 81



**Spray Nozzles**  
Page 15



**Drip Irrigation**  
Page 93



**Rotors**  
Page 30



**Filtration**  
Page 126



**Valves**  
Page 51



**Resources**  
Page 128

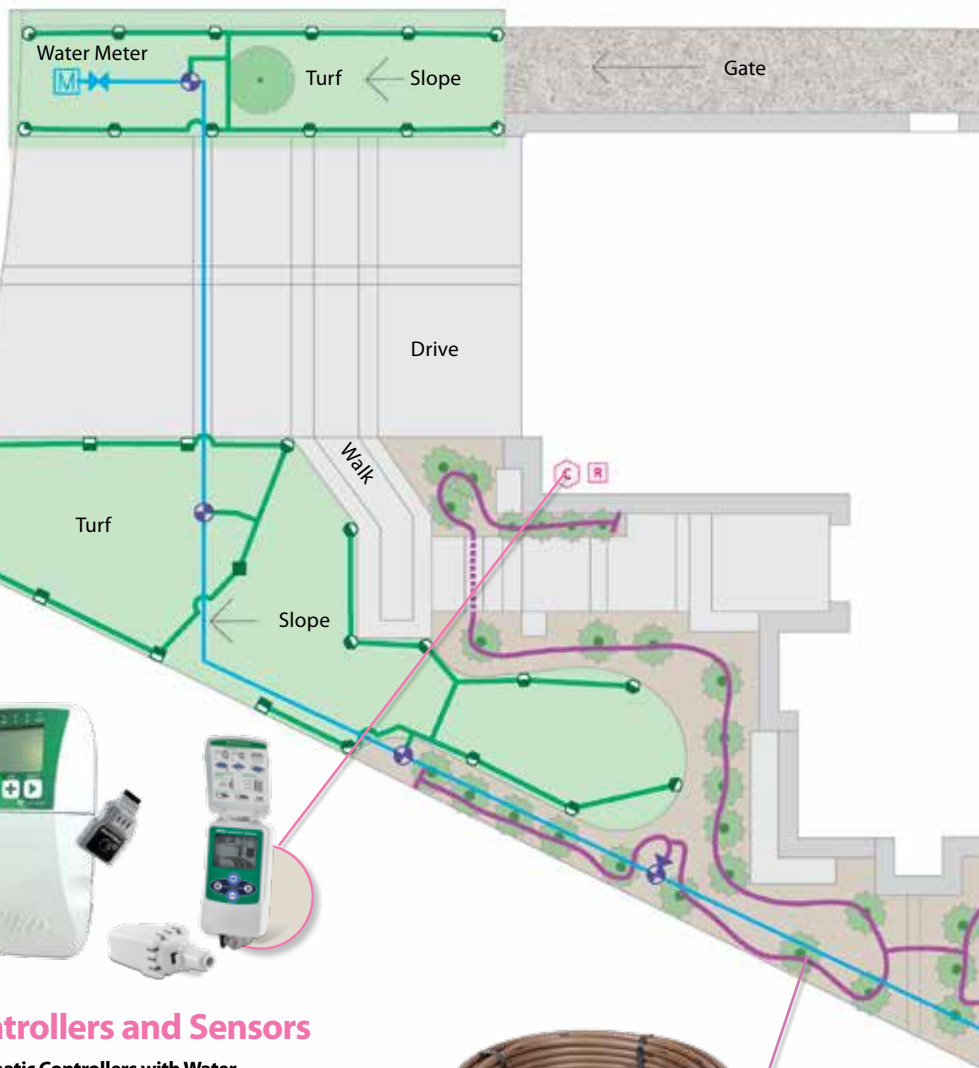


**Controllers**  
Page 66

*Not all models are listed. Not all models are available in all markets. Review your regional price list or contact your Rain Bird sales representative for local model availability.*

## Anatomy of a Water-Efficient\* Residential System

This residential design guide highlights Rain Bird product and technology solutions for a healthy landscape that uses less water.



### Sprays

**In-Stem Pressure Regulation**

**High Efficiency Nozzles**

**Seal-A-Matic™ (SAM) Check Valve Devices**

**Non-Potable Spray Heads**

p. 8



### Controllers and Sensors

**Automatic Controllers with Water Efficient Features**

**Smart Controller Technologies**

**Automatic Shut-Off Devices**

p. 66



### Landscape Drip

**Direct-to-Plant-Root Watering Devices**

p. 93

\*All claims of water savings dependent on proper design, installation, and maintenance of irrigation products. Actual water savings may vary from user to user depending on weather, irrigation system and site conditions, and previous irrigation practices.





### Rotors

- In-Stem Pressure Regulation
- High Efficiency Nozzles
- Check Valve Devices

p. 30



### Rotary Nozzles

p. 17



### Valves

p. 51

## Anatomy of a Water-Efficient\* Commercial System

This commercial design guide highlights Rain Bird product and technology solutions for a healthy landscape that uses less water.

### Sprays

**In-Stem Pressure Regulation**

**High Efficiency Nozzles**

**Seal-A-Matic™ (SAM) Check Valve Devices**

**Non-Potable Spray Heads**

p. 8



### Central Control Systems

**Automatic ET-Based Scheduling**

**Flow Management**

**Flow Monitoring/Leak Detection Cycle + Soak™**

p. 81

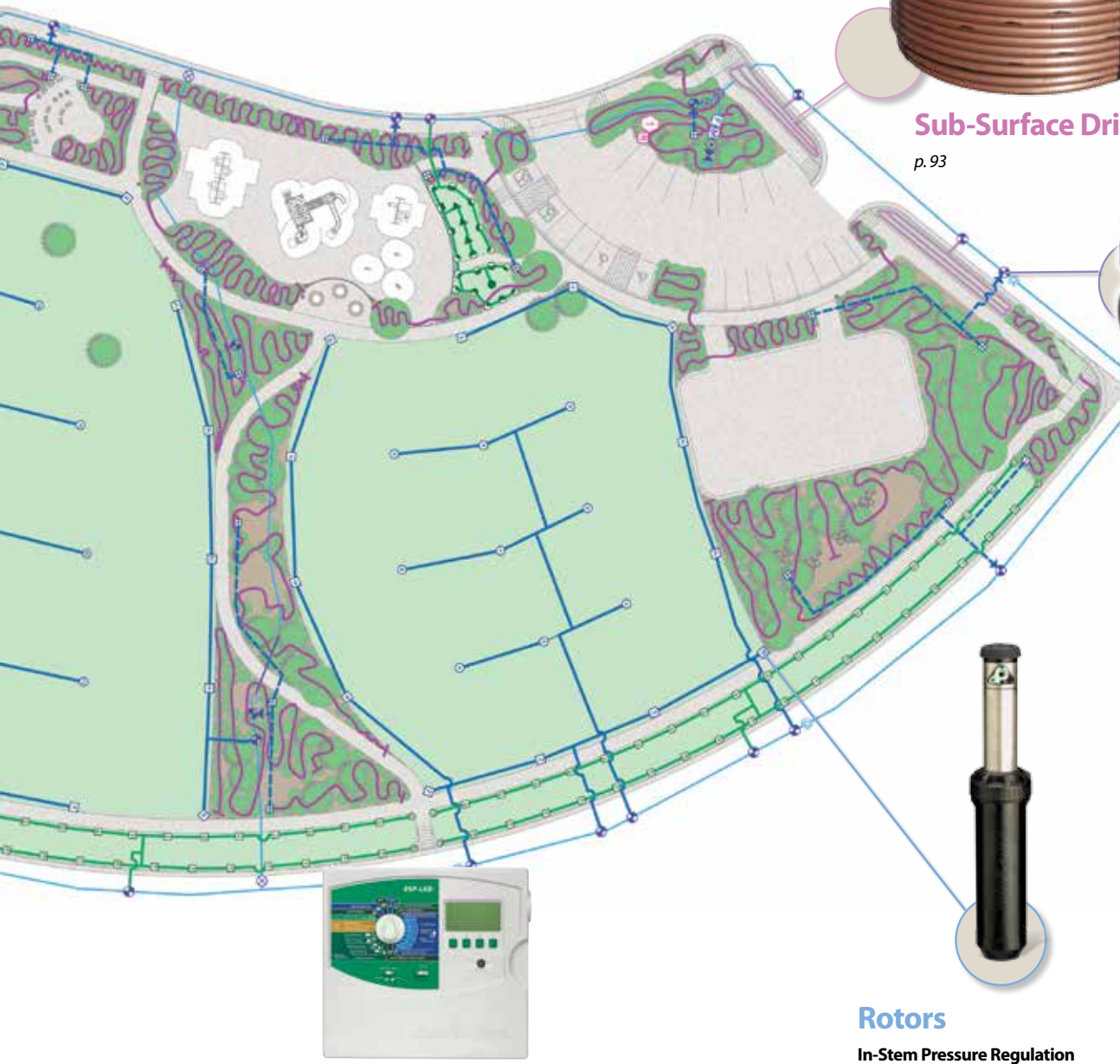


### Landscape Drip

**Direct-to-Plant-Root Watering Devices**

p. 93

*\*All claims of water savings dependent on proper design, installation, and maintenance of irrigation products. Actual water savings may vary from user to user depending on weather, irrigation system and site conditions, and previous irrigation practices.*



### Sub-Surface Dripline

p. 93



### Valves

p. 51



### Rotors

In-Stem Pressure Regulation

High Efficiency Nozzles

Check Valve Devices

Vandal Resistance

p. 30



### Controllers and Sensors

Automatic Controllers with Water Efficient Features

Automatic Shut-Off Devices

p. 66





## Spray Bodies

Major Products										
	1802, 1804, 1806	1812	1800 SAM	1800 SAM-PRS	US-400	1300/ 1400 Bubblers	PA-80 PA-85	RD-04, RD-06	RD1800 SAM- PRS-F	RD1800 SAM- PRS-45-F
<b>Primary Applications</b>										
Turfgrass	●		●	●	●			●	●	●
Slopes			●	●	●				●	●
Ground Cover/Shrubs	●	●	●	●	●	●	●	●	●	●
High Pressure Systems				●		●	●	●	●	●
Low Pressure Systems	●	●			●	●	●	●		
High Wind Areas	●	●	●	●	●	●	●	●	●	●
Non-Potable Water							●	●	●	●
Vandalism/Damage Prone									●	●
Dirty Water							●	●	●	●



### Water Saving Tips

- The patented, built-in PRS regulator maintains optimal operating pressure and restricts water loss by up to 70% if a nozzle is removed or damaged. It also ends water waste by eliminating misting and fogging caused by high pressure.
- Save water, stop low head drainage, and reduce water hammer by preventing water from draining out of pipes after irrigation with 1800/RD1800 Series Sprays featuring Seal-A-Matic™ (SAM) check valves.
- Exclusive Flow Shield Technology available in the RD1800 Series provides up to 90% reduction in water loss when a nozzle is removed, preventing potentially costly and unacceptable run-off.

## UNI-Spray™ Series

Compact and reliable spray heads for any application

### Features

- Small exposed cover makes the unit virtually invisible for more attractive landscapes
- Constructed of durable materials including corrosion resistant stainless steel, assuring long product life even in high pressure or surge conditions
- Pressure-activated wiper seal prevents excessive flow-by and water waste and keeps debris from entering upon retraction
- Two-piece ratchet mechanism allows easy nozzle pattern alignment and provides added durability
- Three Year Trade Warranty

### Operating Range

- Spacing: 0.8 to 7.3m\*\*
- Pressure: 1.0 to 4.8 bar

### Specifications

- Flow-by: 0 at 0.75 bar or greater; 0.04 m<sup>3</sup>/h; 0.60 l/m otherwise

### Models\*

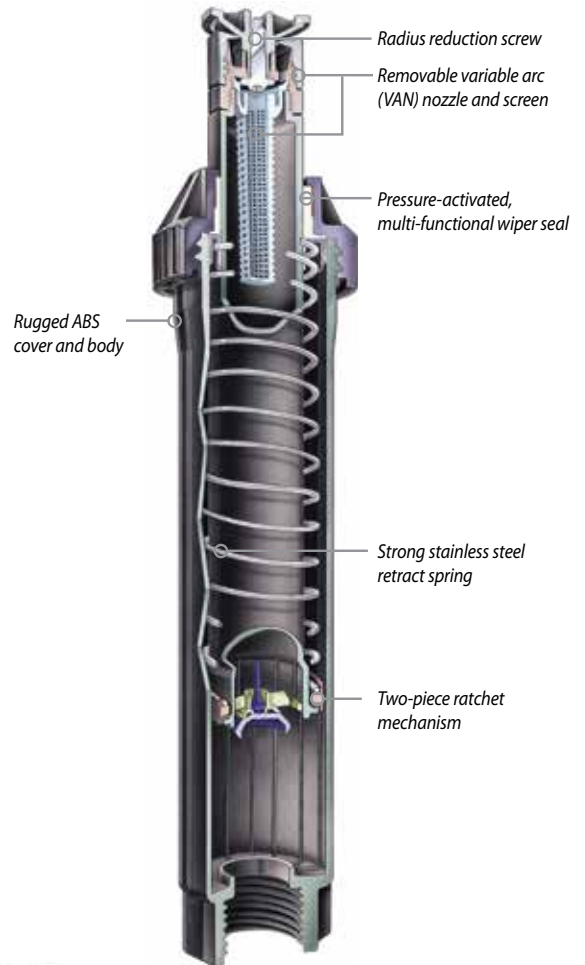
Select models shown. Review your regional price list for complete availability.

- US400: 10 cm (4") pop-up height, body only
- US410: 10 cm (4") pop-up height with VAN-10 attached
- US412: 10 cm (4") pop-up height with VAN-12 attached
- US415: 10 cm (4") pop-up height with VAN-15 attached
- US418: 10 cm (4") pop-up height with VAN-18 attached

### Models with High-Efficiency Nozzles Pre-Attached\*

- US408HE: 10 cm (4") pop-up height with HE-VAN-8 attached
- US410HE: 10 cm (4") pop-up height with HE-VAN-10 attached
- US412HE: 10 cm (4") pop-up height with HE-VAN-12 attached
- US415HE: 10 cm (4") pop-up height with HE-VAN-15 attached

\* The UNI-Spray accepts all Rain Bird nozzles



UNI-Spray™



High Efficiency Variable Arc Nozzles (2.4 m, 3.0 m, 3.7 m, or 4.6 m) are available pre-installed

### How to Specify

US - 4 - 10HE

Nozzle Series/Pattern  
HE-VAN nozzle  
R-VAN18 Nozzle

Body  
10.2cm (4")

Model  
UNI-Spray

### 1800® Series

The #1 irrigation spray head in the world

#### Features

- Co-molded wiper seal provides unmatched resistance to grit, pressure and the environment
- Constructed of time-proven UV-resistant plastic and corrosion resistant stainless steel parts, ensuring long product life
- Precision controlled flush at pop-down clears debris from unit, assuring positive stem retraction in all soil types
- Two-piece ratchet mechanism allows easy nozzle pattern alignment and provides added durability
- Five Year Trade Warranty

#### Operating Range

- Spacing: 0.8 to 7.3m\*\*
- Pressure: 1.0 to 4.8 bar

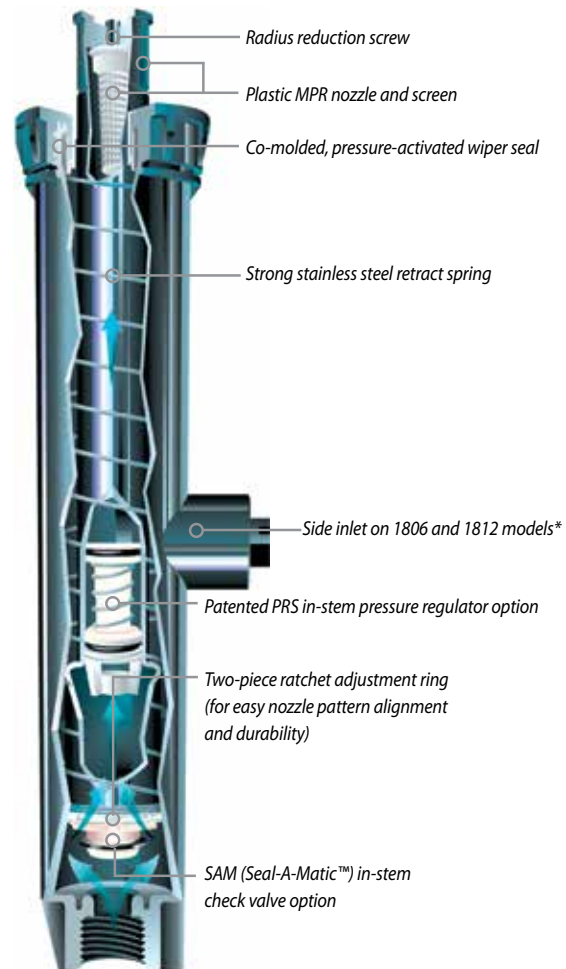
#### Specifications

- Flow-by: 0 at 0.6 bar or greater; 20 l/h otherwise

#### Dimensions/Models

Select models shown. Review your regional price list for complete availability.

- ½" (15/21) NPT female threaded inlet
- Models and height:
  - 1802: 10 cm (4") body height; 5 cm (2") pop-up height
  - 1804: 15 cm (6") body height; 10 cm (4") pop-up height
  - 1806: 23 cm (9 3/8") body height; 15 cm (6") pop-up height
  - 1812: 40 cm (16") body height; 30 cm (12") pop-up height
- Exposed surface diameter: 5.7 cm



\* 1806 and 1812-SAM, SAMPRS, and SAM-PRS-45 units do not have a side inlet

\*\* 0.8m to 4.6m with standard Rain Bird Spray Head Nozzles (SQ, U-Series, HE-VAN) 2.4m to 7.3m with Rain Bird Rotary Nozzles



#### How to Specify

##### 1804 SAM-PRS

**Option**  
SAM: Seal-A-Matic™ check valve  
PRS: Pressure regulator

**Pop-up Height**  
1802: 5 cm (2") pop-up height  
1804: 10 cm (4") pop-up height  
1806: 15 cm (6") pop-up height  
1812: 30 cm (12") pop-up height

**Model**  
1800 Series Spray Bodies



## 1800®-SAM, 1800®-SAM-PRS

10 cm, 15 cm, 30 cm

### Features

- **1800®-SAM Series:** Built-in Seal-A-Matic™ (SAM) check valve. Eliminates the need for under-the-head check valves. Traps water in lateral pipes in elevation changes of up to 4.2 m. Reduces wear on system components by minimizing water hammer during start-up
- **1800®-SAM-PRS Series:** Incorporates all 1800 Series SAM and PRS features. Meets the needs of all spray areas, regardless of changing elevation or water pressures

### Operating Range

- Spacing: 0.8 to 7.3m\*
- Pressure: 1.0 to 4.8 bar

### Specifications

- SAM capability: holds up to 4.2 m of head; 0.4 bar
- PRS models regulate nozzle pressure to an average 2.1 or 3.1 bar with inlet pressures of up to 4.8 bar
- Flow-by: 0 at 0.6 bar or greater; 20 l/h otherwise
- Installation: side or bottom inlet
- Side inlet installation not recommended in freezing climates
- Five Year Trade Warranty

### 1800-SAM Models

Select models shown. Review your regional price list for complete availability.

- 1804-SAM: 10 cm (4") pop-up height
- 1806-SAM: 15 cm (6") pop-up height
- 1812-SAM: 30 cm (12") pop-up height

### 1800-SAM-PRS Models

Select models shown. Review your regional price list for complete availability.


- 1804-SAM-PRS: 10 cm (4") pop-up height
- 1806-SAM-PRS: 15 cm (6") pop-up height
- 1812-SAM-PRS: 30 cm (12") pop-up height



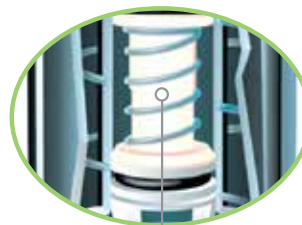
1800-SAM



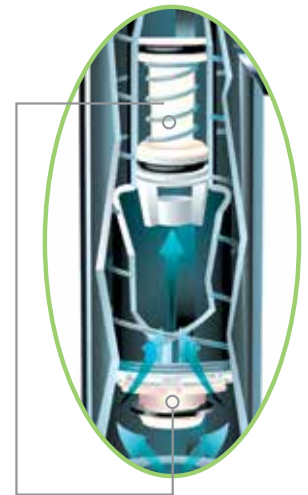
1800-PRS



Built in Seal-A-Matic check valve prevents low-head drainage, ideal for use in changing elevations



Patented pressure regulator in stem compensates for high or fluctuating water pressure to ensure maximum performance



Top-of-the-line spray head includes all the features of the SAM and PRS series, ideal regardless of pressure or elevation

\* 0.8m to 5.5m with standard Rain Bird Spray Head Nozzles (SQ, MPR, VAN, U-Series), 4.0m to 7.3m with Rain Bird Rotary Nozzles

## RD1800™ Series Spray Heads

10 cm, 15 cm, 30 cm

### Features

- Patented, Triple-Blade Wiper Seal precisely balances flushing, flow-by and debris protection to optimize performance and durability at pop-up and retraction. Precision-controlled flushing at pop-up and retraction clears debris, ensuring positive stem retraction in all soil types
- Unique debris pockets hold grit in place, removing it from circulation and preventing long-term damage. Parts resistant to corrosion in treated recycled water containing chlorine
- **RD1800™ SAM PRS Series:** Incorporates all RD1800 Series SAM and PRS features. Meets the needs of all spray areas, regardless of changing elevation or water pressures
- **RD1800™ Flow-Shield™ Series:** Provides low flow vertical water jet visible from +200' line of sight when a nozzle has been removed

### Operating Range

- Spacing: 0.8 to 7.3 m
- Pressure: 1.0 to 6.9 bar

### Specifications

- SAM capability: Holds up to 4.2 m of head; 0.3 bar
- Flow-by: SAM Models: 0 at 1.0 bar or greater; 10 l/h otherwise  
All Other Models: 0 at 0.7 bar or greater; 10 l/h otherwise
- SAM-PRS models regulate nozzle pressure to an average 2.1 or 3.1 bar with inlet pressures of up to 6.9 bar
- Side inlets featured on non Seal-A-Matic™ (SAM) models only
- Five-year trade warranty

### Dimensions

- ½" (15/21) NPT female threaded inlet

### Models

10 cm (4")	15 cm (6")	30 cm (12")
RD04	–	–
RD04-NP	–	–
RD04-S-P-30	RD06-S-P-30	RD12-S-P-30
RD04-S-P-30-NP	RD06-S-P-30-NP	RD12-S-P-30-NP
RD04-S-P-30-F	RD06-S-P30-F	RD12-S-P-30-F
RD04-S-P-30-F-NP	RD06-S-P-30-F-NP	RD12-S-P-30-F-NP
RD04-S-P-45-NP	RD06-S-P-45-NP	RD12-S-P-45-NP
RD04-S-P-45-F	RD06-S-P-45-F	RD12-S-P-45-F
RD04-S-P-45-F-NP	RD06-S-P-45-F-NP	RD12-S-P-45-F-NP



RD1800 Series

### How to Specify

RD-XX - XX-XX-XX

#### Optional Features

S: Seal-A-Matic™ check valve  
P30: 30 psi (2.1 bar) in-stem pressure regulation  
P45: 45 psi (3.1 bar) in-stem pressure regulation  
F: Flow-Shield™ Technology  
NP: Non-potable water use indicating cover

#### Model

RD-04: 4" (10 cm) pop-up height  
RD-06: 6" (15 cm) pop-up height  
RD-12: 12" (30.5 cm) pop-up height

#### Notes:

Flow-Shield™ Technology available in P30 and P45 models only.

Specify sprinkler bodies and nozzles separately.



Standard Cover



Non-Potable Cover

**PA**

Plastic Shrub Adapter

**Features**

- Adapts Rain Bird Nozzles for use with 1/2" (15/21) NPT threaded risers
- Accepts protective, non-clogging 1800 Series filter screen (shipped with nozzle) and PCS Series screens
- Durable, non-corrosive plastic construction
- Non-Potable Plastic Shrub Adapter

**Specifications**

- 1/2" (15/21) female inlet threads
- Fine top threads accept all Rain Bird nozzles

**Model**

- PA-8S
- PA-8S-NP



**PA-80**

Plastic Adapter

**Features**

- Adapts Rain Bird Spray Bodies for use with any 1/2" (15/21) NPT bubbler or spray nozzle
- Rugged, UV-resistant thermoplastic construction
- Easy to install; no tools required

**Dimensions**

- Height: 3.8 cm; 2.0 cm above 1800 cap

**Model**

- PA-80



**1800®-EXT**

Plastic Extension

**Features**

- UV-resistant thermoplastic construction for long life
- Fits all Rain Bird Spray Bodies and Nozzles. Exception: Cannot be used with bubblers

**Model**

- 1800-EXT



**PA-8S-PRS & PA-8S-P45**

30 psi and 45 psi Pressure Regulating Shrub Adapters

**Features**

- Adapts nozzles for use with 1/2" (15/21) NPT threaded risers
- Patented PRS pressure regulator built into the stem. No parts to be installed at the site. Saves time and money
  - Maintains constant pressure at 2,1 bar or 3,1 bar
  - Restricts water loss by up to 70% if nozzle is removed or damaged. Saves water and money. Reduces liability. Recommended for vandal-prone areas
- Fits all Rain Bird plastic nozzles
- Rugged thermoplastic construction resists UV rays

**Operating Range**

- Pressure: 1.0 to 4.8 bar
- Flow: 0.05 to 0.91 m³/h; 0.06 to 15.0 l/m

**Specifications**

- 1/2" (15/21) female inlet threads
- Fine top threads accept all Rain Bird nozzles
- Height: 13.3 cm

**Models**

- PA-8S-PRS
- PA-8S-P45



**SPX Series Swing Pipe**

Swing Pipe with Spiral Barb Fittings Provides a Flexible Swing Assembly for Sprays and Rotors

**Features and Benefits**

- **SPX-FLEX100**
  - Superior flexibility allows pipe to be efficiently routed around hardscape, terraces, and uneven terrain to turn landscape design into reality
  - Textured surface makes product easier to handle, contributing to labor efficiency, especially under wet conditions
  - Resists kinking
  - Quick and easy installation lowers material and labor costs
  - Installs quickly leaving time for additional system installations and incremental revenue opportunities

**Specifications**

- Inside diameter: 1.24 cm
- Operating pressure: 5.5 bar
- Temperature: 43° C

**Models**

- SPX-FLEX-100: 30 m (100') coil





## SB Series Spiral Barb Fittings

A Natural Product Complement to SPX Series Swing Pipe

### Features and Benefits

- Fittings are made of robust acetal material to make connecting swing pipe fast and easy
- Easy twist-in insertion – no glue or clamps needed for installation
- Aggressive barb lip makes a secure connection that is less likely to leak

- Broad range of shapes and sizes allow the contractor to choose the best fitting for the application
- Extended length and aggressive barb lip prevent blow outs, reducing likelihood of contractor call backs

### Specifications

- Operating pressure: 5.5 bar
- Temperature: Up to 43° C

### Models

- SB-CPLG: ½" barb x ½" barb coupling
- SBA-050: ½" M NPT x ½" barb adapter
- SBE-075: ¾" M NPT x ½" barb elbow
- SBE-050: ½" M NPT x ½" barb elbow
- SB-TEE: ½" barb x ½" barb x ½" barb tee

SB-CPLG



SBA-050



SBE-075



SBE-050



SB-TEE



## SA Series

Swing Assemblies Connect Heads to Lateral Pipes.

### Features

- Quality alternative to locally assembled swing pipe/spiral barb fittings that do not carry a manufacturer's warranty
- Comprehensive range of products support a variety of landscape solutions
- Complementary engineered fittings and spray heads instill confidence in product specification



SA Series

### Specifications

- The operating range of the Rain Bird Swing Assemblies matches or exceeds the operating range for most 1.3 cm sprays and 1.9 cm rotors
- Operating pressure: Up to 5.5 bar
- Surge pressure: Up to 15.5 bar
- Temperature: Up to 43° C
- Maximum flow: 0.5 l/sec

### Models

Select models shown. Review your regional price list for complete availability.

	Length	Inlet/Outlet
• SA-6050	15.2 cm	½" (1.3 cm)
• SA-125050	30.5 cm	½" (1.3 cm)
• SA-127575	30.5 cm	¾" (1.9 cm)
• SA-185050	45.7 cm	½" (1.3 cm)



Swing Pipe Flexible Sprinkler Assembly

### How to Specify

#### SA 12 5050

Inlet/Outlet  
050: 1.3 cm x 1.3 cm  
5050: 1.3 cm x 1.3 cm  
7575: 1.9 cm x 1.9 cm

Length  
18" (45.7 cm)  
12" (30.5 cm)  
6" (15.2 cm)

Model  
Swing Assembly



## Spray Nozzles

### Major Products

	Rotary Nozzles	Variable ARC Sprays		Fixed ARC Sprays		
Primary Applications	R-VAN Best	HE-VAN Best	VAN Standard	U-Series Best	SQ Nozzles Standard	MPR Standard
Turfgrass	●	●	●	●	●	●
Slopes	●					
Narrow Strips	●				●	●
Small Areas	●	●			●	
Landscape Beds	●	●	●	●	●	●
High Efficiency	●	●		●		
High Winds	●	●		●		
High Pressure	●	●				

### Water Saving



#### Water Saving Tips

- Rotary Nozzles have efficient water distribution through rotating streams that uniformly deliver water at a low precipitation rate, significantly reducing runoff and erosion.
- HE-VAN nozzles are fully adjustable from 0 to 360 degrees with high uniformity and efficiency. HE-VAN nozzles can reduce the number of variations that need to be carried to cover just about any field challenge. Available in radii from 2.4m to 4.6m, this high efficient nozzle has you covered.
- U-Series Nozzles are dual-orifice nozzles that have better, more uniform water distribution. Water flowing from both orifices combines to form a continuous water stream and eliminates gaps for more uniform coverage throughout the entire watering area.



## What is a High-Efficiency Nozzle?

### Typical nozzles – Un-Even Watering

With typical nozzles, part of the lawn may not have enough water and other parts may be over-watered. A large portion of water may be lost to evaporation / misting, and over-spray.

### High-efficiency nozzles – Even Watering

High-efficiency nozzles provide better coverage. Better coverage means shorter zone run-times while keeping grass healthy. Shorter run-times means you will save up to 25%+ water vs. typical nozzles. Rain Bird's high-efficiency nozzles are also engineered to produce large water droplets to reduce wind drift.











## Standard or Low Precipitation Rate?

### Low Precipitation Rate Nozzles

Low precipitation rate nozzles are best used in sloped or compacted soil areas to minimize run-off. The low watering rate makes run-times longer.

### Standard Precipitation Rate Nozzles

Standard precipitation rate nozzles are best used for shorter distance irrigation, and when watering times may be limited due to city ordinances.

Low Precipitation Rate		Standard Precipitation Rate				
High-Efficiency Rotary Nozzles		High-Efficiency Nozzles		Standard Nozzles		
						
						
R-VAN		HE-VAN	U-Series	VAN	MPR and SQ	
Adjustable Arc (45° - 270°)	Full Circle (360°)	Adjustable Arc (0° - 360°)	Fixed Arc	Adjustable Arc	Fixed Arc	



## R-VAN Nozzles



High Efficiency, Multi-Stream

Rain Bird® R-VAN Adjustable Rotary Nozzles save more water, are easier to use, and are lower priced compared to leading rotating nozzles. R-VANs thick streams and large water droplets cut through the wind to deliver water where you want it. R-VANs are easier to use thanks to its hand-adjustable arc and radius.

### Features

- Matched precipitation across radius, arcs, and pattern types
- Low precipitation rate reduces run-off and erosion
- Adjust arc and radius without tools
- A pull-up to flush feature clears the nozzle of dirt and debris
- Maintains efficient performance at high operating pressures without misting or fogging
- Compatible with all models of Rain Bird spray bodies, risers and adapters
- Installing with Rain Bird 5000 MPR Series Rotors allows for matched precipitation from 2.4m to 10.7m
- Three year trade warranty

### Operating Specifications

- Pressure Range: 2.1 to 3.8 bar
- Recommended Operating Pressure: 3.1 bar
- Spacing: 2.4 to 7.3m
- Adjustments: Arc and radius should be adjusted while water is running

### Models

#### 2.4 to 4.6m

- R-VAN14: 45° - 270° Adjustable Arc
- R-VAN14-360: 360° Full Circle

#### 4.0 to 5.5m

- R-VAN18: 45° - 270° Adjustable Arc
- R-VAN18-360: 360° Full Circle

#### 5.2 to 7.3m

- R-VAN24: 45° - 270° Adjustable Arc
- R-VAN24-360: 360° Full Circle

### Strip Nozzles

- R-VAN-LCS: 1.5 x 4.6m Left Corner Strip
- R-VAN-RCS: 1.5 x 4.6m Right Corner Strip
- R-VAN-SST: 1.5 x 9.1m Side Strip

<sup>1</sup> Rain Bird recommends using 1800 P45 Spray Bodies to maintain optimum nozzle performance in higher pressure situations



R-VAN Nozzles

For Optimum Performance, Use  
Rain Bird 1800 3.1 Bar Regulated or  
RD1800 3.1 Bar Regulated Spray Bodies



### How to Specify

#### R-VAN 18-360

##### Radius Range

2.4 to 4.6m

R-VAN14: 45° - 270°

R-VAN14-360: 360°

4.0 to 5.5m

R-VAN18: 45° - 270°

R-VAN18-360: 360°

5.2 to 7.3m

R-VAN24: 45° - 270°

R-VAN24-360: 360°

##### Strip Nozzles

R-VAN-LCS: 1.5 x 4.6m

R-VAN-RCS: 1.5 x 4.6m

R-VAN-SST: 1.5 x 9.1m

##### Model

R-VAN Adjustable Rotary Nozzle

### R-VAN Nozzles meet the standard for high efficiency nozzles.

The average DU(LQ) of the applicable products exceed 0.65 distribution uniformity.

Product	Type	Radius	DU(LQ)
R-VAN	Multi-stream	2.4 to 7.3m	> 0.70



2.4m to 4.6m

4.0m to 5.5m

5.2m to 7.3m

Strip Nozzles



**R-VAN14**  
45° - 270°



**R-VAN14-360**  
360°



**R-VAN18**  
45° - 270°



**R-VAN18-360**  
360°



**R-VAN24**  
45° - 270°



**R-VAN24-360**  
360°



**R-VAN-LCS**  
1.5 x 4.6m  
Left Corner Strip


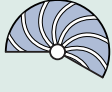








**R-VAN-SST**  
1.5 x 9.1m  
Side Strip




**R-VAN-RCS**  
1.5 x 4.6m  
Right Corner Strip


### Adjustable Arc Nozzles (45° to 270°)

R-VAN14 2.4 to 4.6m					
Nozzle	Pressure bar	Radius m	Flow l/m	Precip mm/h	Precip mm/h
270° 	2.1	4.0	3.18	16	19
	2.4	4.0	3.29	17	19
	2.8	4.3	3.48	15	18
	<b>3.1</b>	<b>4.3</b>	<b>3.56</b>	<b>16</b>	<b>18</b>
	3.4	4.6	4.20	16	19
210° 	2.1	4.0	2.46	16	19
	2.4	4.0	2.57	17	19
	2.8	4.3	2.73	15	18
	<b>3.1</b>	<b>4.3</b>	<b>2.76</b>	<b>16</b>	<b>18</b>
	3.4	4.6	3.26	16	19
180° 	2.1	4.0	2.12	16	19
	2.4	4.0	2.20	17	19
	2.8	4.3	2.31	15	18
	<b>3.1</b>	<b>4.3</b>	<b>2.38</b>	<b>16</b>	<b>18</b>
	3.4	4.6	2.80	16	19
90° 	2.1	4.0	1.06	16	19
	2.4	4.0	1.10	17	19
	2.8	4.3	1.17	16	18
	<b>3.1</b>	<b>4.3</b>	<b>1.21</b>	<b>15</b>	<b>18</b>
	3.4	4.6	1.40	16	19
3.8	4.6	1.48	17	20	

R-VAN18 4.0 to 5.5m					
Nozzle	Pressure bar	Radius m	Flow l/m	Precip mm/h	Precip mm/h
270° 	2.1	4.9	4.77	17	19
	2.4	4.9	5.11	16	19
	2.8	5.2	5.38	16	19
	<b>3.1</b>	<b>5.2</b>	<b>5.72</b>	<b>16</b>	<b>19</b>
	3.4	5.5	5.94	15	18
210° 	2.1	4.9	3.71	16	19
	2.4	4.9	3.97	17	20
	2.8	5.2	4.16	16	19
	<b>3.1</b>	<b>5.2</b>	<b>4.43</b>	<b>16</b>	<b>20</b>
	3.4	5.5	4.62	16	18
180° 	2.1	4.9	3.22	17	19
	2.4	4.9	3.44	16	19
	2.8	5.2	3.71	16	19
	<b>3.1</b>	<b>5.2</b>	<b>3.82</b>	<b>16</b>	<b>19</b>
	3.4	5.5	4.05	15	18
90° 	2.1	4.9	1.59	17	19
	2.4	4.9	1.78	16	19
	2.8	5.2	1.89	16	19
	<b>3.1</b>	<b>5.2</b>	<b>1.89</b>	<b>16</b>	<b>19</b>
	3.4	5.5	2.04	15	18
3.8	5.5	2.20	15	18	

### Full Circle Nozzles (360°)





R-VAN14-360 2.4 to 4.6m					
Nozzle	Pressure bar	Radius m	Flow l/m	Precip mm/h	Precip mm/h
360° 	2.1	4.0	4.16	16	18
	2.4	4.0	4.24	16	19
	2.8	4.3	4.62	15	18
	<b>3.1</b>	<b>4.3</b>	<b>4.81</b>	<b>16</b>	<b>18</b>
	3.4	4.6	5.34	15	18
3.8	4.6	5.49	16	18	

R-VAN18 4.0 to 5.5m					
Nozzle	Pressure bar	Radius m	Flow l/m	Precip mm/h	Precip mm/h
360° 	2.1	4.9	6.25	16	18
	2.4	4.9	6.32	16	19
	2.8	5.2	6.81	15	18
	<b>3.1</b>	<b>5.2</b>	<b>7.00</b>	<b>16</b>	<b>18</b>
	3.4	5.5	7.76	15	18
3.8	5.5	7.99	16	18	


**Note:** All R-VAN nozzles tested on 10 cm pop-ups  
 ■ Square spacing based on 50% diameter of throw  
 ▲ Triangular spacing based on 50% diameter of throw

Performance data taken in zero wind conditions  
 R-VAN24 and R-VAN24-360: "Do not reduce the radius below 5.2 m  
 R-VAN18 and R-VAN18-360: "Do not reduce the radius below 4.0 m  
 R-VAN14 and R-VAN18-360: "Do not reduce the radius below 2.4 m

### Adjustable Arc Nozzles (45° to 270°)

R-VAN24		5.2 to 7.3m				
Nozzle	Pressure bar	Radius m	Flow l/m	Precip mm/h	Precip mm/h	
270° 	2.1	5.8	6.81	16	19	
	2.4	6.1	7.38	16	18	
	2.8	6.7	8.74	15	18	
	<b>3.1</b>	<b>7.0</b>	<b>9.54</b>	<b>15</b>	<b>18</b>	
	3.4	7.3	10.67	16	19	
210° 	3.8	7.3	10.90	16	19	
	2.1	5.8	5.30	16	19	
	2.4	6.1	5.75	16	18	
	2.8	6.7	6.81	15	18	
180° 	<b>3.1</b>	<b>7.0</b>	<b>7.42</b>	<b>15</b>	<b>18</b>	
	3.4	7.3	8.29	16	19	
	3.8	7.3	8.48	16	19	
	2.1	5.8	4.54	16	19	
90° 	2.4	6.1	4.92	16	18	
	2.8	6.7	5.83	15	18	
	<b>3.1</b>	<b>7.0</b>	<b>6.36</b>	<b>15</b>	<b>18</b>	
	3.4	7.3	7.12	16	19	
	3.8	7.3	7.27	16	19	
	2.1	5.8	2.27	16	19	
	2.4	6.1	2.46	16	18	
	2.8	6.7	2.91	15	18	
	<b>3.1</b>	<b>7.0</b>	<b>3.18</b>	<b>15</b>	<b>18</b>	
	3.4	7.3	3.56	16	19	
	3.8	7.3	3.63	16	19	

### Full Circle Nozzles (360°)

R-VAN24		5.2 to 7.3m				
Nozzle	Pressure bar	Radius m	Flow l/m	Precip mm/h	Precip mm/h	
360° 	2.1	5.8	8.90	16	18	
	2.4	6.1	9.54	15	18	
	2.8	6.7	11.85	16	18	
	<b>3.1</b>	<b>7.0</b>	<b>13.17</b>	<b>16</b>	<b>19</b>	
	3.4	7.3	13.67	15	18	
	3.8	7.3	14.16	16	18	

**Note:** All R-VAN nozzles tested on 10 cm pop-ups

■ Square spacing based on 50% diameter of throw

▲ Triangular spacing based on 50% diameter of throw

Performance data taken in zero wind conditions

R-VAN24 and R-VAN24-360: "Do not reduce the radius below 5.2 m

R-VAN18 and R-VAN18-360: "Do not reduce the radius below 4.0 m

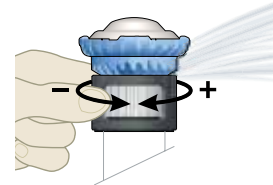
R-VAN14 and R-VAN14-360: "Do not reduce the radius below 2.4 m

### Easy Adjustments

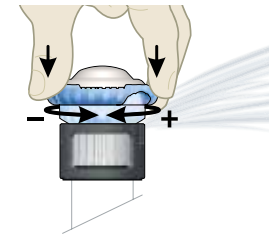
#### Adjustable Arc Nozzles

R-VAN14, R-VAN18, R-VAN24

#### RADIUS ADJUSTMENT



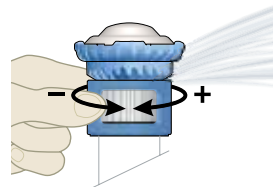
#### ARC ADJUSTMENT



#### Full Circle Nozzles

R-VAN14-360, R-VAN18-360, RVAN24-360

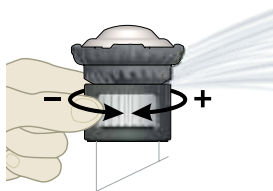
#### RADIUS ADJUSTMENT



#### Strip Nozzles

R-VAN-LCS, R-VAN-RCS, R-VAN-SST

#### SIZE ADJUSTMENT



### Did you know?

#### You Can use R-VAN Nozzles and 5000 Series MPR Rotors on the same zone!

- Matched precipitation rate (MPR) from 2.4m to 10.7m
- Superior coverage – >0.70 DU[LQ]
- Thick, wind-resistant streams – near to far



## Strip Nozzles (Left Corner, Side, Right Corner)

R-VAN-LCS		1.5 x 4.6m		METRIC	
Nozzle	Pressure bar	Size m	Flow l/m	Precip mm/h	Precip mm/h
Left Corner Strip	2.1	1.2x4.3	0.68	16	16
	2.4	1.5x4.6	0.83	14	14
Strip	2.8	1.5x4.6	0.87	15	15
	<b>3.1</b>	<b>1.5x4.6</b>	<b>0.91</b>	<b>16</b>	<b>16</b>
	3.4	1.5x4.6	0.95	16	16
	3.8	1.8x4.9	1.06	14	14

R-VAN-RCS		1.5 x 4.6m		METRIC	
Nozzle	Pressure bar	Size m	Flow l/m	Precip mm/h	Precip mm/h
Right Corner Strip	2.1	1.2x4.3	0.68	16	16
	2.4	1.5x4.6	0.83	14	14
Strip	2.8	1.5x4.6	0.87	15	15
	<b>3.1</b>	<b>1.5x4.6</b>	<b>0.91</b>	<b>16</b>	<b>16</b>
	3.4	1.5x4.6	0.95	16	16
	3.8	1.8x4.9	1.06	14	14

R-VAN-SST		1.5 x 9.1m		METRIC	
Nozzle	Pressure bar	Size m	Flow l/m	Precip mm/h	Precip mm/h
Side Strip	2.1	1.2x8.5	1.36	16	16
	2.4	1.5x9.1	1.67	14	14
Strip	2.8	1.5x9.1	1.74	15	15
	<b>3.1</b>	<b>1.5x9.1</b>	<b>1.82</b>	<b>16</b>	<b>16</b>
	3.4	1.5x9.1	1.89	16	16
	3.8	1.8x9.8	2.12	14	14

**Note:** All R-VAN nozzles tested on 10 cm pop-ups  
Performance data taken in zero wind conditions

- Straight-line spacing based on 50% overlap of throw for LCS, SST, and RCS
- ▲ Triangular spacing based on 50% overlap of throw for LCS, SST, and RCS

## R-VAN Requires Half the Models to Cover 45° to 360°



### Offering Valuable Bottom-Line Savings

- Shorter zone run times save water and energy
- Lower precipitation rates reduce wasteful runoff and costly erosion
- Fewer nozzles needed to cover any area, reducing your inventory costs



### Improving Watering Efficiencies Up to 30%

- Gentle, rotating streams create uniform coverage at lower precipitation rates
- Multi-stream technology optimizes absorption for healthier lawns
- Larger droplets and thicker streams cut through wind and keep water in target zone



## HE-VAN Series Nozzles

High-Efficiency Variable Arc Spray Nozzles

### Features

- HE-VAN's even coverage allows you to shorten run times by up to 35%, saving you water and money, while still maintaining a healthy lawn. HE-VAN has more than a 40 percent even-coverage improvement over existing variable arc nozzles
- HE-VAN nozzles have a unique stream pattern, designed for superior coverage and wind resistance. Low-trajectory spray and large water droplets prevent misting and airborne evaporation so the right amount of water is delivered to the right place. Gentle close-in watering eliminates dry-spots around the spray head
- HE-VAN nozzles throw to the exact specified radius, delivering the cleanest edge of any VAN on the market today
- Reduced zone run times, compared to competitive nozzles, help stay within tight watering windows, conserve water, and save money
- With full adjustability from 0° to 360°, you'll be able to efficiently water landscapes of all shapes, while saving time and stocking fewer nozzles
- Matched precipitation rates allow you to install Rain Bird HE-VAN, MPR and U-Series nozzles on the same zone
- HE-VAN nozzles have a tactile click to keep the arc setting from drifting over time
- Three year trade warranty



### Operating Range

- Spacing: 1.8 to 4.6m <sup>1</sup>
- Pressure: 1.0 to 2.1 bar
- Optimum pressure: 2.1 bar <sup>2</sup>

### Models

- HE-VAN-08: 1.8 to 2.4 m
- HE-VAN-10: 2.4 to 3.0 m
- HE-VAN-12: 2.7 to 3.7 m
- HE-VAN-15: 3.7 to 4.6 m

<sup>1</sup> These ranges are based on proper pressure at nozzle

<sup>2</sup> Rain Bird recommends using 1800/RD1800 PRS Spray Bodies to maintain optimum nozzle performance in higher pressure situations

### HE-VAN Nozzles meet the standard for high efficiency nozzles.

The average DU(LQ) of the applicable products exceed 0.65 distribution uniformity.

Product	Type	Radius	DU(LQ)
HE-VAN	Spray, Variable Arc	1.8m - 4.6m	> 0.70



Available in popular 2.4m, 3.0m, 3.7m, and 4.6m models

Stainless steel adjustment screw to adjust flow and radius, up to a 25% reduction in radius

Fits on all Rain Bird® 1800® Series Spray Heads, UNI-Spray™ Series Spray Heads and Rain Bird Shrub Adapters

### How to Specify

#### HE-VAN-15





Radius Range  
8: 1.8 to 2.4 m  
10: 2.4 to 3.0 m  
12: 2.7 to 3.7 m  
15: 3.7 to 4.6 m

Feature  
VAN: Variable Arc

Model  
High Efficiency Nozzle





### 8 Series HE-VAN

#### 24° Trajectory

Nozzle	Pressure bar	Radius m	Flow m <sup>3</sup> /h	Flow l/m	■ Precip mm/h	▲ Precip mm/h
	1.03	1.52	0.19	3.14	82	95
	1.38	1.83	0.22	3.62	66	76
	1.72	2.13	0.25	4.05	54	62
	2.07	2.44	0.27	4.43	45	52
270° Arc 	1.03	1.52	0.14	2.35	82	95
	1.38	1.83	0.16	2.72	66	76
	1.72	2.13	0.18	3.04	54	62
180° Arc 	1.03	1.52	0.10	1.57	82	95
	1.38	1.83	0.11	1.81	66	76
	1.72	2.13	0.12	2.02	54	62
90° Arc 	1.03	1.52	0.05	0.78	82	95
	1.38	1.83	0.05	0.91	66	76
	1.72	2.13	0.06	1.01	54	62
	2.07	2.44	0.07	1.11	45	52





### 12 Series HE-VAN

#### 23° Trajectory

Nozzle	Pressure bar	Radius m	Flow m <sup>3</sup> /h	Flow l/m	■ Precip mm/h	▲ Precip mm/h
	1.0	2.7	0.38	6.33	50.5	58.3
	1.4	3.0	0.44	7.31	47.3	54.6
	1.7	3.4	0.49	8.18	43.7	50.4
	2.1	3.7	0.54	8.96	40.2	46.4
270° Arc 	1.0	2.7	0.28	4.75	50.5	58.3
	1.4	3.0	0.33	5.48	47.3	54.6
	1.7	3.4	0.37	6.16	43.7	50.4
180° Arc 	1.0	2.7	0.19	3.17	50.5	58.3
	1.4	3.0	0.22	3.66	47.3	54.6
	1.7	3.4	0.25	4.09	43.7	50.4
90° Arc 	1.0	2.7	0.09	1.58	50.5	58.3
	1.4	3.0	0.11	1.83	47.3	54.6
	1.7	3.4	0.12	2.04	43.7	50.4
	2.1	3.7	0.13	2.24	40.2	46.4





### 10 Series HE-VAN

#### 27° Trajectory

Nozzle	Pressure bar	Radius m	Flow m <sup>3</sup> /h	Flow l/m	■ Precip mm/h	▲ Precip mm/h
	1.03	2.13	0.29	4.78	64	74
	1.38	2.44	0.34	5.52	56	65
	1.72	2.74	0.37	6.17	50	57
	2.07	3.05	0.41	6.76	44	51
270° Arc 	1.03	2.13	0.22	3.59	64	74
	1.38	2.44	0.25	4.14	56	65
	1.72	2.74	0.28	4.63	50	57
180° Arc 	1.03	2.13	0.15	2.39	64	74
	1.38	2.44	0.17	2.76	56	65
	1.72	2.74	0.19	3.09	50	57
90° Arc 	1.03	2.13	0.07	1.20	64	74
	1.38	2.44	0.08	1.38	56	65
	1.72	2.74	0.09	1.54	50	57
	2.07	3.05	0.10	1.69	44	51

### 15 Series HE-VAN

#### 25° Trajectory

Nozzle	Pressure bar	Radius m	Flow m <sup>3</sup> /h	Flow l/m	■ Precip mm/h	▲ Precip mm/h
	1.0	3.4	0.59	9.91	52.9	61.1
	1.4	3.7	0.69	11.44	51.3	59.3
	1.7	4.3	0.77	12.79	42.2	48.7
	2.1	4.6	0.84	14.01	40.2	46.5
270° Arc 	1.0	3.4	0.45	7.43	52.9	61.1
	1.4	3.7	0.51	8.58	51.3	59.3
	1.7	4.3	0.58	9.59	42.2	48.7
180° Arc 	1.0	3.4	0.30	4.95	52.9	61.1
	1.4	3.7	0.34	5.72	51.3	59.3
	1.7	4.3	0.38	6.39	42.2	48.7
90° Arc 	1.0	3.4	0.15	2.48	52.9	61.1
	1.4	3.7	0.17	2.86	51.3	59.3
	1.7	4.3	0.19	3.20	42.2	48.7
	2.1	4.6	0.21	3.50	40.2	46.5

**Note:** All HE-VAN nozzles tested on 10 cm pop-ups

■ Square spacing based on 50% diameter of throw

▲ Triangular spacing based on 50% diameter of throw

Performance data taken in zero wind conditions

**Note:** Radius reduction over 25% of the normal throw of the nozzle is not recommended

## U-Series Nozzles

Dual orifice spray nozzles that use 30% less water<sup>1</sup>

### Features

- Additional orifice for close-in watering minimizes brown spots around the spray head and eliminates gaps in coverage so the entire watering area is more uniformly covered
- Superior coverage for efficient watering. Use up to 30% less water
- Matched precipitation rate with Rain Bird HE-VAN and MPR nozzles
- Five year trade warranty

### Operating Range

- Spacing: 1.7 to 4.6 m<sup>2</sup>
- Pressure: 1.0 to 2.1 bar
- Optimum pressure: 2.1 bar<sup>3</sup>

### Models

- U-8 Series: 2.4m Quarter, Half, Full nozzles
- U-10 Series: 3.1m Quarter, Half, Full nozzles
- U-12 Series: 3.7m Quarter, Half, Full nozzles
- U-15 Series: 4.6m Quarter, Half, Full nozzles

<sup>1</sup> When U-Series dual-orifice nozzles are installed instead of standard nozzles on every spray body in the zone. Results may vary based on site-specific conditions such as sprinkler spacing, wind, temperature, soil and grass type.

<sup>2</sup> These ranges are based on proper pressure at nozzle.

<sup>3</sup> Rain Bird recommends using 1800/RD1800 PRS Spray Bodies to maintain optimum nozzle performance in higher pressure situations.



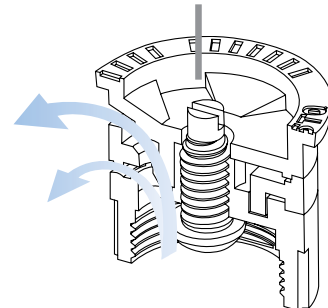
U-Series Nozzles

U-Series Nozzles meet the standard for high efficiency nozzles.			
The average DU(LQ) of the applicable products exceed 0.65 distribution uniformity.			
Product	Type	Radius	DU(LQ)
U-Series	Spray, Fixed Arc	1.8m - 4.6m	> 0.70



U-Series nozzles offer better, more uniform water distribution. Water flowing from both orifices combines to form a continuous water stream. Eliminates gaps for more uniform coverage throughout the entire watering area

Stainless steel adjustment screw to adjust flow and radius



Fits all Rain Bird Spray Bodies and Shrub Adapters



U-Series Nozzle with screen




### How to Specify




#### U12H




Radius Range  
8: 1.7-2.4 m  
10: 2.1-3.1 m  
12: 2.7-3.7 m  
15: 3.4-4.6 m




Pattern  
F: Full  
H: Half  
Q: Quarter

Model  
U-Series Nozzle

U8 Series						
10° Trajectory						
Nozzle	Pressure bar	Radius m	Flow m <sup>3</sup> /h	Flow l/m	■ Precip mm/h	▲ Precip mm/h
	1.0	1.7	0.16	2.8	72	84
	1.5	2.1	0.20	3.4	58	68
	2.0	2.4	0.23	3.9	48	55
	2.1	2.4	0.24	4.0	40	46
	1.0	1.7	0.08	1.4	72	84
	1.5	2.1	0.10	1.7	57	66
	2.0	2.4	0.12	1.9	47	54
	2.1	2.4	0.12	2.0	40	46
	1.0	1.7	0.04	0.7	70	81
	1.5	2.1	0.05	0.8	57	66
	2.0	2.4	0.06	1.0	48	55
	2.1	2.4	0.06	1.0	40	46

U10 Series						
12° Trajectory						
Nozzle	Pressure bar	Radius m	Flow m <sup>3</sup> /h	Flow l/m	■ Precip mm/h	▲ Precip mm/h
	1.0	2.1	0.26	4.4	52	60
	1.5	2.6	0.30	5.3	47	55
	2.0	3.0	0.34	6.1	41	48
	2.1	3.1	0.37	6.2	40	46
	1.0	2.1	0.13	2.2	52	60
	1.5	2.6	0.15	2.6	47	55
	2.0	3.0	0.17	3.1	41	48
	2.1	3.1	0.19	3.1	40	46
	1.0	2.1	0.07	1.1	52	60
	1.5	2.6	0.08	1.3	47	55
	2.0	3.0	0.08	1.5	41	48
	2.1	3.1	0.09	1.6	40	46

U12 Series						
23° Trajectory						
Nozzle	Pressure bar	Radius m	Flow m <sup>3</sup> /h	Flow l/m	■ Precip mm/h	▲ Precip mm/h
	1.0	2.7	0.40	6.8	55	63
	1.5	3.2	0.48	8.3	47	54
	2.0	3.6	0.59	9.7	46	53
	2.1	3.7	0.60	9.8	44	51
	1.0	2.7	0.20	3.4	55	63
	1.5	3.2	0.24	4.2	47	54
	2.0	3.6	0.30	4.8	46	53
	2.1	3.7	0.30	4.9	44	51
	1.0	2.7	0.10	1.7	55	63
	1.5	3.2	0.12	2.1	47	54
	2.0	3.6	0.15	2.4	46	53
	2.1	3.7	0.15	2.5	44	51

U15 Series						
23° Trajectory						
Nozzle	Pressure bar	Radius m	Flow m <sup>3</sup> /h	Flow l/m	■ Precip mm/h	▲ Precip mm/h
	1.0	3.4	0.60	9.8	52	60
	1.5	3.9	0.72	11.8	47	55
	2.0	4.5	0.84	13.7	41	48
	2.1	4.6	0.84	14.0	40	46
	1.0	3.4	0.30	4.9	52	60
	1.5	3.9	0.36	5.9	47	55
	2.0	4.5	0.42	6.9	41	48
	2.1	4.6	0.42	7.0	40	46
	1.0	3.4	0.15	2.5	52	60
	1.5	3.9	0.18	2.9	47	55
	2.0	4.5	0.21	3.4	41	48
	2.1	4.6	0.21	3.5	40	46

**Note:** All U-Series nozzles tested on 10 cm pop-ups  
 ■ Square spacing based on 50% diameter of throw  
 ▲ Triangular spacing based on 50% diameter of throw

Performance data taken in zero wind conditions  
 Radius refers to recommended product spacing. Actual radii along arc may vary



## VAN Series Nozzles

Variable Arc Nozzles

### Features

- A simple twist of the center collar with no special tools increases or decreases the arc setting making it ideal for watering odd shaped areas
- Quickly identify radius with Top Color-coded™ nozzles even when system is not operating
- 12, 15, and 18-VAN have matched precipitation rates with Rain Bird MPR Nozzles
- Three year trade warranty

4 Series VAN						
0° Trajectory						
Nozzle	Pressure bar	Radius m	Flow m³/h	Flow l/m	Precip mm/h	Precip mm/h
330° Arc	1.0	0.9	0.14	2.3	189	218
	1.5	1.0	0.17	2.8	183	215
	2.0	1.2	0.20	3.3	152	176
	2.1	1.2	0.20	3.3	152	176
270° Arc	1.0	0.9	0.12	2.0	198	229
	1.5	1.0	0.14	2.3	187	216
	2.0	1.2	0.16	2.7	148	171
180° Arc	1.0	0.9	0.07	1.2	173	200
	1.5	1.0	0.09	1.5	180	208
	2.0	1.2	0.10	1.7	139	161
90° Arc	1.0	0.9	0.05	0.8	247	285
	1.5	1.0	0.06	0.9	240	277
	2.0	1.2	0.06	1.1	167	193
	2.1	1.2	0.07	1.1	194	224

6 Series VAN						
0° Trajectory						
Nozzle	Pressure bar	Radius m	Flow m³/h	Flow l/m	Precip mm/h	Precip mm/h
330° Arc	1.0	1.2	0.19	3.2	144	166
	1.5	1.5	0.23	3.8	112	129
	2.0	1.8	0.27	4.5	91	105
	2.1	1.8	0.27	4.5	91	105
270° Arc	1.0	1.2	0.18	3.0	167	193
	1.5	1.5	0.21	3.5	124	143
	2.0	1.8	0.24	4.1	99	114
180° Arc	1.0	1.2	0.10	1.6	139	161
	1.5	1.5	0.11	1.9	98	113
	2.0	1.8	0.13	2.2	80	92
90° Arc	1.0	1.2	0.06	1.0	167	193
	1.5	1.5	0.07	1.2	124	143
	2.0	1.8	0.08	1.4	99	114
	2.1	1.8	0.08	1.4	99	114

Note: All VAN nozzles tested on 10 cm pop-ups  
 ■ Square spacing based on 50% diameter of throw  
 ▲ Triangular spacing based on 50% diameter of throw

### Operating Range

- Spacing: 0.9 m to 5.5 m<sup>1</sup>
- Pressure: 1.0 to 2.1 bar
- Optimum pressure: 2.1 bar<sup>2</sup>

### Models

- 4-VAN Series: 0.9 to 1.2 m
- 6-VAN Series: 1.2 to 1.8 m
- 8-VAN Series: 1.8 to 2.4 m
- 10-VAN Series: 2.1 to 3.1 m
- 12-VAN Series: 2.7 to 3.7 m
- 15-VAN Series: 3.4 to 4.6 m
- 18-VAN Series: 4.3 to 5.5 m

<sup>1</sup> These ranges are based on proper pressure at nozzle.

<sup>2</sup> Rain Bird recommends using 1800 PRS Spray Bodies to maintain optimum nozzle performance in higher pressure situations.



### Easy to Adjust



### How to Specify

#### 8 VAN

Radius Range  
 4: 0.9-1.2 m  
 6: 1.2-1.8 m  
 8: 1.8-2.4 m  
 10: 2.1-3.0 m  
 12: 2.7-3.7 m  
 15: 3.4-4.6 m  
 18: 4.3-5.5 m

Nozzle Type  
 VAN: Variable Arc Nozzle





8 Series VAN						
5° Trajectory						
Nozzle	Pressure bar	Radius m	Flow m³/h	Flow l/m	Precip mm/h	Precip mm/h
330° Arc	1.0	1.8	0.27	4.6	91	105
	1.5	2.1	0.32	5.4	79	91
	2.0	2.3	0.38	6.3	78	90
	2.1	2.4	0.39	6.4	74	86
270° Arc	1.0	1.8	0.25	4.2	103	119
	1.5	2.1	0.30	4.9	91	105
	2.0	2.3	0.34	5.8	86	99
180° Arc	1.0	1.8	0.25	4.2	103	119
	1.5	2.1	0.30	4.9	91	105
	2.0	2.3	0.34	5.8	86	99
90° Arc	1.0	1.8	0.12	1.9	148	171
	1.5	2.1	0.14	2.3	127	147
	2.0	2.3	0.16	2.7	121	140
	2.1	2.4	0.16	2.7	111	128

Performance data taken in zero wind conditions

Note: Radius reduction over 25% of the normal throw of the nozzle is not recommended





### 10 Series VAN

#### 10° Trajectory

Nozzle	Pressure bar	Radius m	Flow m <sup>3</sup> /h	Flow l/m	■ Precip mm/h	▲ Precip mm/h
	1.0	2.1	0.44	7.3	96	111
	1.5	2.4	0.53	9.0	89	103
	2.0	2.7	0.57	9.8	76	88
	2.1	3.1	0.59	9.8	63	73
	1.0	2.1	0.33	5.5	96	111
	1.5	2.4	0.4	6.8	89	103
	2.0	2.7	0.43	7.8	76	88
	2.1	3.1	0.48	7.9	68	79
	1.0	2.1	0.22	3.7	96	111
	1.5	2.4	0.27	4.6	89	103
	2.0	2.7	0.29	5.3	76	88
	2.1	3.1	0.33	5.5	71	82
	1.0	2.1	0.11	1.8	96	111
	1.5	2.4	0.13	2.3	89	103
	2.0	2.7	0.14	2.7	76	88
	2.1	3.1	0.17	2.8	73	85





### 12 Series VAN

#### 15° Trajectory

Nozzle	Pressure bar	Radius m	Flow m <sup>3</sup> /h	Flow l/m	■ Precip mm/h	▲ Precip mm/h
	1.0	2.7	0.35	5.80	48	55
	1.5	3.2	0.44	7.37	43	50
	2.0	3.6	0.52	8.75	41	47
	2.1	3.7	0.54	9.02	40	46
	1.0	2.7	0.26	4.35	48	55
	1.5	3.2	0.33	5.53	43	50
	2.0	3.6	0.39	6.56	41	47
	2.1	3.7	0.41	6.76	40	46
	1.0	2.7	0.17	2.90	48	55
	1.5	3.2	0.22	3.69	43	50
	2.0	3.6	0.26	4.37	41	47
	2.1	3.7	0.27	4.51	40	46
	1.0	2.7	0.09	1.45	48	55
	1.5	3.2	0.11	1.84	43	50
	2.0	3.6	0.13	2.19	41	47
	2.1	3.7	0.14	2.25	40	46





### 15 Series VAN

#### 23° Trajectory

Nozzle	Pressure bar	Radius m	Flow m <sup>3</sup> /h	Flow l/m	■ Precip mm/h	▲ Precip mm/h
	1.0	3.4	0.60	9.8	52	60
	1.5	3.9	0.72	11.8	47	55
	2.0	4.5	0.84	13.7	41	48
	2.1	4.6	0.84	14.0	40	46
	1.0	3.4	0.45	7.4	52	60
	1.5	3.9	0.54	8.8	47	55
	2.0	4.5	0.63	10.3	41	48
	2.1	4.6	0.63	10.5	40	46
	1.0	3.4	0.30	4.9	52	60
	1.5	3.9	0.36	5.9	47	55
	2.0	4.5	0.42	6.9	41	48
	2.1	4.6	0.42	7.0	40	46
	1.0	3.4	0.15	2.5	52	60
	1.5	3.9	0.18	2.9	47	55
	2.0	4.5	0.21	3.4	41	48
	2.1	4.6	0.21	3.5	40	46

### 18 Series VAN

#### 26° Trajectory

Nozzle	Pressure bar	Radius m	Flow m <sup>3</sup> /h	Flow l/m	■ Precip mm/h	▲ Precip mm/h
	1.0	4.3	0.96	15.9	52	60
	1.5	4.8	1.07	18.0	47	55
	2.0	5.4	1.20	19.8	41	48
	2.1	5.5	1.21	20.1	40	46
	1.0	4.3	0.72	12.0	52	60
	1.5	4.8	0.80	13.5	47	55
	2.0	5.4	0.90	14.8	41	48
	2.1	5.5	0.91	15.1	40	46
	1.0	4.3	0.48	8.0	52	60
	1.5	4.8	0.54	9.0	47	55
	2.0	5.4	0.60	9.9	41	48
	2.1	5.5	0.61	10.1	40	46
	1.0	4.3	0.24	4.0	52	60
	1.5	4.8	0.27	4.5	47	55
	2.0	5.4	0.30	5.0	41	48
	2.1	5.5	0.30	5.0	40	46

Note: All VAN nozzles tested on 10 cm pop-ups

■ Square spacing based on 50% diameter of throw

▲ Triangular spacing based on 50% diameter of throw

Performance data taken in zero wind conditions

Note: Radius reduction over 25% of the normal throw of the nozzle is not recommended

## Did you know?

**You can use HE-VAN nozzles to have better coverage and save water vs. VAN nozzles.**

- Stronger streams and larger water droplets for increased wind resistance.
- Superior close-in watering and edges provide better coverage.
- Shortened run times saves up to 35% in water



## MPR Spray Nozzles

Matched Precipitation Rate Nozzles

### Features

- Matched precipitation rates across sets and patterns in 5 Series, 8 Series, 10 Series, 12 Series, and 15 Series for even water distribution and design flexibility
- MPR Nozzles are installed by more contractors than all other brands combined
- Quickly identify radius and arc with Top Color-coded™ nozzles even when system is not operating
- Three year trade warranty

### Operating Range

- Spacing: 0.9 to 4.6 m<sup>1</sup>
- Pressure: 1 to 2.1 bar
- Optimum pressure: 2.1 bar<sup>2</sup>



Rain Bird® MPR Nozzles, The Industry Standard

### Models

- 5 Series: Quarter, Half, Full Nozzles
- 5 Series: Bubbler Nozzles
- 8 Series: Quarter, Half, Full Nozzles
- 8 FLT Series: Designed for lower trajectory applications, such as windy areas
- 10 Series Nozzles
- 12 Series Nozzles
- 15 Series: Quarter, Half, Full Nozzles
- 15 Strip Series Nozzles

<sup>1</sup> These ranges are based on proper pressure at nozzle.

<sup>2</sup> Rain Bird recommends using 1800 PRS Spray Bodies to maintain optimum nozzle performance in higher pressure situations.



MPR Nozzle and Screen

### How to Specify

5 F




Pattern  
F: Full  
H: Half  
Q: Quarter

MPR Radius Range

5: 1.1-1.5 m  
8: 1.7-2.4 m  
10: 2.1-3.1 m  
12: 2.7-3.7 m  
15: 3.4-4.6 m

### 5 Series MPR

5° Trajectory

Nozzle	Pressure bar	Radius m	Flow m <sup>3</sup> /h	Flow l/m	Precip mm/h	Precip mm/h
5F 	1.0	1.1	0.06	1.1	79	91
	1.5	1.3	0.08	1.4	51	58
	2.0	1.5	0.09	1.6	57	65
	2.1	1.5	0.09	1.6	40	46
5H 	1.0	1.1	0.03	0.5	76	88
	1.5	1.3	0.04	0.7	49	56
	2.0	1.5	0.04	0.7	55	64
	2.1	1.5	0.05	0.9	39	45
5Q 	1.0	1.1	0.02	0.4	76	88
	1.5	1.3	0.02	0.4	49	56
	2.0	1.5	0.02	0.4	55	64
	2.1	1.5	0.02	0.4	39	45




Note: All MPR nozzles tested on 10 cm pop-ups

■ Square spacing based on 50% diameter of throw

▲ Triangular spacing based on 50% diameter of throw

### 8 Series MPR




10° Trajectory




Nozzle	Pressure bar	Radius m	Flow m <sup>3</sup> /h	Flow l/m	Precip mm/h	Precip mm/h
8F 	1.0	1.7	0.16	2.8	72	84
	1.5	2.1	0.20	3.4	58	68
	2.0	2.4	0.23	3.9	48	55
	2.1	2.4	0.24	4.0	40	46
8H 	1.0	1.7	0.08	1.4	72	84
	1.5	2.1	0.10	1.7	57	66
	2.0	2.4	0.12	1.9	47	54
	2.1	2.4	0.12	2.0	40	46
8Q 	1.0	1.7	0.04	0.7	70	81
	1.5	2.1	0.05	0.8	57	66
	2.0	2.4	0.06	1.0	48	55
	2.1	2.4	0.06	1.0	40	46




Performance data taken in zero wind conditions







Note: Radius reduction over 25% of the normal throw of the nozzle is not recommended



10 Series MPR						
15° Trajectory						
Nozzle	Pressure bar	Radius m	Flow m <sup>3</sup> /h	Flow l/m	■ Precip mm/h	▲ Precip mm/h
10F 	1.0	2.1	0.26	4.2	58	67
	1.5	2.4	0.29	4.8	50	58
	2.0	3.0	0.35	6.0	39	45
	2.1	3.1	0.36	6.0	37	43
10H 	1.0	2.1	0.13	2.4	58	67
	1.5	2.4	0.14	2.4	50	58
	2.0	3.0	0.18	3.0	39	45
	2.1	3.1	0.18	3.0	37	43
10Q 	1.0	2.1	0.06	1.2	58	67
	1.5	2.4	0.07	1.2	50	58
	2.0	3.0	0.09	1.2	39	45
	2.1	3.1	0.09	1.2	37	43

12 Series MPR						
30° Trajectory						
Nozzle	Pressure bar	Radius m	Flow m <sup>3</sup> /h	Flow l/m	■ Precip mm/h	▲ Precip mm/h
12F 	1.0	2.7	0.40	6.8	55	63
	1.5	3.2	0.48	8.3	47	54
	2.0	3.6	0.59	9.7	46	53
	2.1	3.7	0.60	9.8	44	51
12H 	1.0	2.7	0.20	3.4	55	63
	1.5	3.2	0.24	4.2	47	54
	2.0	3.6	0.30	4.9	46	53
	2.1	3.7	0.30	4.9	44	51
12Q 	1.0	2.7	0.10	1.7	55	63
	1.5	3.2	0.12	2.1	47	54
	2.0	3.6	0.15	2.4	46	53
	2.1	3.7	0.15	2.5	44	51

15 Series MPR						
30° Trajectory						
Nozzle	Pressure bar	Radius m	Flow m <sup>3</sup> /h	Flow l/m	■ Precip mm/h	▲ Precip mm/h
15F 	1.0	3.4	0.60	9.8	52	60
	1.5	3.9	0.72	11.8	47	55
	2.0	4.5	0.84	13.7	41	48
	2.1	4.6	0.84	14.0	40	46
15H 	1.0	3.4	0.30	4.9	52	60
	1.5	3.9	0.36	5.9	47	55
	2.0	4.5	0.42	6.8	41	48
	2.1	4.6	0.42	7.0	40	46
15Q 	1.0	3.4	0.15	2.5	52	60
	1.5	3.9	0.18	2.9	47	55
	2.0	4.5	0.21	3.4	41	48
	2.1	4.6	0.21	3.5	40	46

15 Strip Series				
30° Trajectory				
Nozzle	Pressure bar	W x L m	Flow m <sup>3</sup> /h	Flow l/m
15EST 	1.0	1.2 x 4.0	0.10	1.7
	1.5	1.2 x 4.3	0.11	2.0
	2.0	1.2 x 4.3	0.13	2.3
	2.1	1.2 x 4.6	0.14	2.3
15CST 	1.0	1.2 x 7.9	0.20	3.4
	1.5	1.2 x 8.5	0.23	4.0
	2.0	1.2 x 8.5	0.25	4.5
	2.1	1.2 x 9.2	0.27	4.6
15RCS 	1.0	0.8 x 3.2	0.08	1.3
	1.5	1.0 x 3.9	0.09	1.6
	2.0	1.2 x 4.5	0.11	1.8
	2.1	1.2 x 4.6	0.11	1.9
15LCS 	1.0	0.8 x 3.2	0.08	1.3
	1.5	1.0 x 3.9	0.09	1.6
	2.0	1.2 x 4.5	0.11	1.8
	2.1	1.2 x 4.6	0.11	1.9
15SST 	1.0	1.2 x 7.9	0.20	3.4
	1.5	1.2 x 8.5	0.23	4.0
	2.0	1.2 x 8.5	0.25	4.5
	2.1	1.2 x 9.2	0.27	4.6
9SST 	1.0	2.7 x 4.6	0.30	5.1
	1.5	2.7 x 4.9	0.33	5.8
	2.0	2.7 x 5.5	0.36	6.5
	2.1	2.7 x 5.5	0.39	6.5

**Note:** All MPR nozzles tested on 10 cm pop-ups

■ Square spacing based on 50% diameter of throw

▲ Triangular spacing based on 50% diameter of throw

Performance data taken in zero wind conditions

**Note:** Radius reduction over 25% of the normal throw of the nozzle is not recommended

### Did you know?

**You can use HE-VAN or U-Series nozzles to have better coverage and save water vs. VAN nozzles.**

- Stronger streams and larger water droplets for increased wind resistance.
- Superior close-in watering and edges provide better coverage.
- Shortened run times saves up to 35% in water



## 1300A-F

Adjustable Full-Circle Bubbler

### Features

- Stainless Steel adjustment screw regulates flow and radius for spacing between from 0.3 m to 0.9 m apart
- Non-corrosive plastic and stainless steel construction for long life
- Shipped with SR-050 1/2" (15/21) inlet filter screen for easy installation and resistance to debris
- Operates over a wide range of pressures
- Five year trade warranty

### Operating Range

- Flow: 3.6 to 8.4 l/m
- Spacing: 0.3 to 0.9 m<sup>1</sup>
- Pressure: 0.7 to 4.1 bar<sup>2</sup>

### Model

- 1300A-F


<sup>1</sup> These ranges are based on proper pressure at nozzle

<sup>2</sup> Rain Bird recommends using 1800 PRS Spray Bodies to maintain optimum nozzle performance in higher pressure situations



1300A-F

### 1300A-F

Nozzle	Pressure bar	Flow m <sup>3</sup> /h	Flow l/m
	0.7	0.23	3.6
	1.0	0.26	4.2
	1.5	0.30	4.8
	2.0	0.34	5.4
	2.5	0.39	6.0
	3.0	0.43	7.2
	3.5	0.48	7.8
	4.0	0.52	8.4
	4.1	0.53	8.4

## 1400 Series

Pressure Compensating Full-Circle Bubblers

### Features

- Low flow rates allow water to be absorbed as needed. Reduces runoff
- Flow will not fluctuate at pressures between 1.4 to 6.2 bar
- Flow is not adjustable for increased vandal resistance
- Shipped with special SR-050 1/2" (15/21) bubbler filter screen for easy installation and resistance to debris
- Trickle pattern on models 1401 and 1402; umbrella pattern on models 1404 and 1408
- Five-year trade warranty



1400 Series

### Operating Range

- Flow: 1.2 to 7.2 l/m
- Spacing: 0.3 to 0.9 m\*
- Pressure: 1.4 to 6.2 bar

### Models

- 1401: 0.06 m<sup>3</sup>/h; 0.9 l/m; full-circle, trickle pattern
- 1402: 0.11 m<sup>3</sup>/h; 1.8 l/m; full-circle, trickle pattern
- 1404: 0.23 m<sup>3</sup>/h; 3.6 l/m; full-circle, umbrella pattern
- 1408: 0.46 m<sup>3</sup>/h; 7.2 l/m; full-circle, umbrella pattern

\* These ranges are based on proper pressure at nozzle. Rain Bird recommends using 1800/RD1800 PRS Spray Bodies to maintain optimum nozzle performance in higher pressure situations.

## Pressure-Compensating Modules

Point-Source Medium-Flow Emitters for Watering Larger Shrubs and Trees



PCT-05, PCT-07, PCT-10

- 1/2" FPT inlet that easily threads onto a 1/2" PVC riser

### Operating Range

- Flow: 18.93, 26.50, 37.95 l/h
- Pressure: 0.7 to 3.5 bar
- Required filtration: 150 micron

Refer to page 100 for more information



Introduction

Spray Bodies

Spray Nozzles

Rotors



Valves

Controllers

Central Controls

Drip Irrigation

Filtration

Resources

## Rotors

Major Products	Closed Case Rotors				Open Case Rotor	
	3504 Series	5000 Series	8005 Series	Falcon™ 6504 Series	2045A Maxi-Paw™ Series	XLR Water Jet Series
<b>Primary Applications</b>						
Turfgrass 4.6 m to 10.7 m	●	●				
Turfgrass 7.6 m to 15.2 m		●	●	●	●	
Turfgrass more than 15.2 m			●	●		●
Residential	●	●			●	
Commercial		●	●	●	●	●
Vandalism/Damage Prone Areas			●			
Slopes	●	●	●	●	●	●
Ground Cover/Shrubs	●	●				
Athletic Fields			●	●		●
Pressure Regulating		●				
High Wind Areas	●	●	●	●	●	●
Taller Turfgrass		●	●			●
Non-Potable Water	●	●	●	●	●	●



### Water Saving Tips

- Rain Curtain™ nozzle technology is the standard in water-saving nozzle performance. Rain Curtain™ performance is available in all Rain Bird Rotors.
- 5000 Series Rotors with PRS reduce water waste from 15%-45%. By eliminating pressure variation and/or over pressurization, you'll save water and deliver greener results.
- All rotors with Seal-a-Matic™ (SAM) check valves prevent drainage from heads at lower elevations, stop water waste and eliminate landscape damage due to flooding and/or erosion.



## 3500 Series

Compact Residential Rotor. Big on Value and Convenience

### Features

- Rain Curtain™ nozzles deliver even distribution over the entire radius including large wind resistant droplets and gentle close-in watering resulting in greener turf using less water
- Oversized wiper seal prevents leaks and protects internals from debris
- Arc adjustment through the top of the rotor requiring only a flat-blade screwdriver
- 3 year trade warranty

### Options

- SAM Seal-A-Matic check valve
- Purple Cover (NP) for non-potable water

### Operating Specifications

- Precipitation rate: 9 to 21 mm/h
- Radius: 4.6 to 10.7 m
- Radius may be reduced up to 25% with radius reduction screw
- Pressure: 1.7 to 3.8 bar
- Flow rate: 2.0 to 17.4 l/m
- ½" NPT female bottom threaded inlet
- Reversing full- and part-circle adjustment 40° - 360°
- Optional SAM check valve holds up to 2 m of elevation change
- Nozzle trajectory of 25°

### Models

Select models shown. Review your regional price list for complete availability.

- 3504-PC: 4" part/reverse full circle
- 3504-PC-SAM: 4" part/reverse full circle with SAM
- 3504-PC-SAM-NP: 4" part/reverse full circle with SAM and NP cover



3504-PC

### 3504 Series Nozzle Performance

Pressure bar	Nozzle	Radius m	Flow m³/h	Flow l/m	■ Precip mm/h	▲ Precip mm/h
1.7	0.75	4.6	0.12	2.04	12	14
	1.0	6.1	0.17	2.91	9	11
	1.5	7.0	0.24	4.01	10	11
	2.0	8.2	0.32	5.30	9	11
	3.0	8.8	0.49	8.21	13	15
2.0	4.0	9.4	0.67	11.24	15	17
	0.75	4.8	0.13	2.24	12	13
	1.0	6.2	0.19	3.14	10	11
	1.5	7.0	0.26	4.35	11	12
	2.0	8.2	0.34	5.74	10	12
2.5	3.0	9.1	0.53	8.87	13	15
	4.0	9.7	0.73	12.17	16	18
	0.75	5.2	0.16	2.58	12	13
	1.0	6.4	0.21	3.55	10	12
	1.5	7.0	0.30	4.94	12	14
3.0	2.0	8.2	0.39	6.51	12	13
	3.0	9.4	0.60	10.03	13	16
	4.0	10.1	0.83	13.82	16	19
	0.75	5.2	0.17	2.86	13	15
	1.0	6.4	0.24	3.93	12	13
3.5	1.5	7.3	0.33	5.49	12	14
	2.0	8.2	0.43	7.17	13	15
	3.0	9.4	0.67	11.13	15	17
	4.0	10.6	0.92	15.32	16	19
	0.75	5.4	0.19	3.09	13	15
3.8	1.0	6.6	0.26	4.27	12	14
	1.5	7.3	0.36	5.97	13	15
	2.0	8.4	0.47	7.79	13	15
	3.0	9.6	0.71	11.90	15	18
	4.0	10.7	1.00	16.66	18	20
3.8	0.75	5.5	0.19	3.22	13	15
	1.0	6.7	0.27	4.47	12	14
	1.5	7.3	0.37	6.25	14	16
	2.0	8.5	0.49	8.14	13	15
	3.0	9.8	0.74	12.30	16	18
4.0	10.7	1.04	17.41	18	21	

Precipitation rates based on half-circle operation

■ Square spacing based on 50% diameter of throw

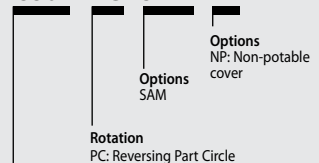
▲ Triangular spacing based on 50% diameter of throw

Performance data collected in zero wind conditions

Performance data derived from tests that conform with ASABE Standards; ASABE S398.1. See page 130 for complete ASABE Test Certification Statement.

### How to Specify

3504 - PC - SAM - NP



Model  
3500 Series 4" (10.2 cm) pop-up

## 5000 Series

Engineered to be the Industry's Most Reliable and Best Performing Rotor

### Features

- Oversized wiper seal prevents leaks and protects internals from debris
- Rain Curtain™ nozzles deliver even distribution over the entire radius including large wind resistant droplets and gentle close-in watering resulting in greener turf using less water
- A history of proven performance and reliability tested in millions of installations
- Self-flushing arc adjustment port that prevents buildup of debris
- 5 year trade warranty

### Operating Specifications

- Precipitation rate: 5 to 38 mm/h
- Radius: 7.6 to 15.2 m)
- Radius may be reduced up to 25% with radius reduction screw
- Pressure: 1.7 to 4.5 bar
- Flow Rate: 3.0 to 36.6 l/m; 0.17 to 2.19 m³/h
- Optional SAM check valve holds up to 2 m of elevation change
- Reversing full- and part-circle adjustment from 40° - 360°
- Standard nozzle trajectory of 25°. Low angle nozzle trajectory of 10°. MPR nozzles varied nozzle trajectory between 12° - 25°.

### Optional Features

- All features of the 5000 Series plus:
  - **Plus (+) Flow shutoff** – “The Green Top.” Reduce downtime on jobs by flushing and nozzling rotors without running back and forth to the controller or valves
  - **PRS (R)** with flow optimizer technology. The 45 psi pressure regulator lowers water bills, provides exact flow of each rotor, equalizes lateral lines, and eliminates misting and fogging
  - **SAM Seal-A-Matic** check valve
  - **Stainless steel (SS) riser** helps deter vandalism on public turf areas (available on 4" and 6" models)


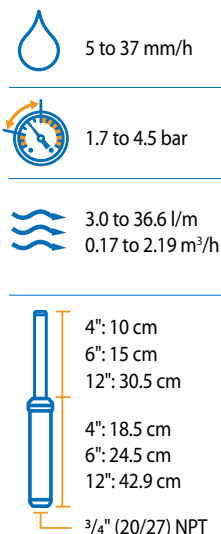
### Models

Consult “How to Specify” table for product models and features. Not all combinations are offered.

- 5004: 4" (10 cm) pop-up
- 5006: 6" (15 cm) pop-up
- 5012: 12" (30.5 cm) pop-up



5000 Series



### How to Specify

<b>5004</b>	-	<b>+</b>	-	<b>PC</b>	-	<b>SAM-R-SS</b>
<p><b>Options</b> SAM R: PRS SS: Stainless Steel</p> <p><b>Rotation</b> PC: Reversing Part Circle FC: Full Circle</p> <p><b>Model</b> Plus (Flow Shut-off)</p>						

**Model**  
5004: 4" (10 cm) pop-up  
5006: 6" (15 cm) pop-up  
5012: 12" (30.5 cm) pop-up

**Note:** Certain specifications not available for some rotor series.

5000 Series Std. Angle Rain Curtain™ Nozzle Performance						
Pressure bar	Nozzle	Radius m	Flow m³/h	Flow l/m	Precip mm/h	Precip mm/h
2.0	1.5	10.2	0.28	4.8	5	6
	2.0	10.8	0.36	6.0	6	7
	2.5	10.9	0.44	7.2	7	9
	3.0	11.2	0.55	9.0	9	10
	4.0	11.6	0.71	12.0	11	12
	5.0	12.1	0.91	15.0	13	15
	6.0	12.4	1.05	17.4	15	17
	8.0	11.8	1.45	24.0	32	37
2.5	1.5	10.4	0.31	5.4	6	7
	2.0	11.0	0.41	6.6	7	8
	2.5	11.3	0.50	8.4	8	9
	3.0	11.2	0.62	10.2	9	11
	4.0	12.3	0.81	13.2	11	13
	5.0	12.7	1.03	17.4	13	15
	6.0	13.2	1.21	20.4	14	16
	8.0	13.3	1.63	27.0	24	28
3.0	1.5	10.6	0.34	6.0	6	7
	2.0	11.2	0.45	7.8	7	8
	2.5	11.3	0.56	9.6	9	10
	3.0	12.1	0.69	11.4	9	11
	4.0	12.7	0.89	15.0	11	13
	5.0	13.5	1.13	18.6	12	14
	6.0	13.4	1.34	22.2	13	17
	8.0	13.4	1.79	30.0	23	27
3.5	1.5	10.7	0.37	6.0	7	8
	2.0	11.3	0.49	8.4	8	9
	2.5	11.3	0.60	10.2	9	11
	3.0	12.2	0.74	12.6	10	12
	4.0	12.8	0.97	16.2	12	14
	5.0	13.7	1.23	20.4	13	15
	6.0	14.2	1.45	24.0	13	15
	8.0	14.9	1.93	32.4	20	24
4.0	1.5	10.6	0.40	6.6	7	8
	2.0	11.1	0.52	9.0	8	10
	2.5	11.3	0.64	10.8	10	12
	3.0	12.2	0.80	13.2	11	12
	4.0	12.8	1.04	17.4	13	15
	5.0	13.7	1.32	22.2	14	16
	6.0	14.9	1.55	25.8	14	16
	8.0	15.2	2.06	34.2	21	25
4.5	1.5	10.4	0.42	7.2	8	9
	2.0	10.7	0.55	9.0	10	11
	2.5	11.3	0.68	11.4	11	12
	3.0	12.2	0.84	13.8	11	13
	4.0	12.8	1.10	18.0	13	15
	5.0	13.7	1.40	23.4	15	17
	6.0	14.6	1.64	28.2	15	18
	8.0	15.2	2.19	36.6	19	22

Precipitation rates based on half-circle operation

■ Square spacing based on 50% diameter of throw

▲ Triangular spacing based on 50% diameter of throw

Performance data collected in zero wind conditions

Performance data derived from tests that conform with ASABE Standards; ASABE S398.1. See page 130 for complete ASABE Test Certification Statement.

5000 Series Low Angle Nozzle Performance						
Pressure bar	Nozzle	Radius m	Flow m³/h	Flow l/m	Precip mm/h	Precip mm/h
1.7	1.0 LA	7.6	0.17	3.0	6	7
	1.5 LA	8.2	0.26	4.2	8	9
	2.0 LA	8.8	0.33	5.4	9	10
	3.0 LA	8.8	0.51	8.4	13	15
2.0	1.0 LA	8.0	0.18	3.0	6	6
	1.5 LA	8.6	0.28	4.8	8	9
	2.0 LA	9.1	0.36	6.0	9	10
	3.0 LA	9.3	0.55	9.0	13	15
2.5	1.0 LA	8.6	0.20	3.6	5	6
	1.5 LA	9.2	0.32	5.4	8	9
	2.0 LA	9.5	0.41	6.6	9	10
	3.0 LA	10.1	0.62	10.2	12	14
3.0	1.0 LA	8.8	0.22	3.6	6	7
	1.5 LA	9.4	0.35	6.0	8	9
	2.0 LA	9.7	0.45	7.8	10	11
	3.0 LA	10.6	0.68	11.4	12	14
3.5	1.0 LA	8.8	0.24	4.2	6	7
	1.5 LA	9.4	0.38	6.6	9	10
	2.0 LA	9.9	0.49	8.4	10	11
	3.0 LA	10.8	0.74	12.6	13	15
4.0	1.0 LA	8.8	0.26	4.2	7	8
	1.5 LA	9.4	0.41	6.6	9	11
	2.0 LA	10.1	0.52	9.0	10	12
	3.0 LA	11.0	0.80	13.2	13	15
4.5	1.0 LA	8.8	0.27	4.8	7	8
	1.5 LA	9.4	0.44	7.2	10	11
	2.0 LA	10.1	0.56	9.0	11	13
	3.0 LA	11.0	0.84	13.8	14	16

**Tools**

**Holdup Tool with Bubble Level**

**Features**

- Combination holdup tool/ bubble level makes proper installation easier
- Works with 5000, Falcon® 6504, and 8005



HOLDUPTOOL

**Model**

- HOLDUPTOOL

**Rotor Tool**

**Features**

- Flat blade screwdriver and pull-up tool all in one



ROTORTOOL

**Model**

- ROTORTOOL

## 5000 PRS Std. Angle Rain Curtain™ Nozzle Performance

Pressure bar	Nozzle	Radius m	Flow m³/h	Flow l/m	Precip mm/h	Precip mm/h
1.7	1.5	10.1	0.25	4.2	5	6
	2.0	10.7	0.34	5.4	6	7
	2.5	10.7	0.41	6.6	7	8
	3.0	11.0	0.51	8.4	8	10
	4.0	11.3	0.66	10.8	10	12
	5.0	11.9	0.84	13.8	12	14
	6.0	11.9	0.97	16.2	14	16
	8.0	11.0	1.34	22.2	22	26
2.0	1.5	10.2	0.28	4.8	5	6
	2.0	10.8	0.36	6.0	6	7
	2.5	10.9	0.44	7.2	7	9
	3.0	11.2	0.55	9.0	9	10
	4.0	11.6	0.71	12.0	11	12.6
	5.0	12.1	0.91	15.0	13	15
	6.0	12.4	1.05	17.4	15	17
	8.0	11.8	1.45	24.0	32	37
2.5	1.5	10.4	0.31	5.4	6	7
	2.0	11.0	0.41	6.6	7	8
	2.5	11.3	0.50	8.4	8	9
	3.0	11.2	0.62	10.2	9	11
	4.0	12.3	0.81	13.2	11	13
	5.0	12.7	1.03	17.4	13	15
	6.0	13.2	1.21	20.4	14	16
	8.0	13.3	1.63	27.0	24	18
3.0	1.5	10.6	0.34	6.0	6	7
	2.0	11.2	0.45	7.8	7	8
	2.5	11.3	0.56	9.6	9	10
	3.0	12.1	0.69	11.4	9	11
	4.0	12.7	0.89	16.8	11	13
	5.0	13.5	1.13	18.6	12	14
	6.0	13.9	1.34	22.2	14	16
	8.0	14.1	1.79	30.0	23	27
3.5 – 5.2	1.5	10.6	0.35	6.0	6	7
	2.0	11.2	0.47	7.8	8	9
	2.5	11.3	0.58	10.2	9	11
	3.0	12.1	0.71	12.0	10	11
	4.0	12.7	0.92	15.6	12	13
	5.0	13.5	1.17	19.2	13	15
	6.0	13.9	1.39	22.8	14	17
	8.0	14.1	1.85	31.2	18	21

## 5000 PRS Low Angle Nozzle Performance

Pressure bar	Nozzle	Radius m	Flow m³/h	Flow l/m	Precip mm/h	Precip mm/h
1.7	1.0 LA	7.6	0.17	3.0	6	7
	1.5 LA	8.2	0.26	4.2	8	9
	2.0 LA	8.8	0.33	5.4	9	10
	3.0 LA	8.8	0.51	8.4	13	15
2.0	1.0 LA	8.0	0.18	3.0	6	6
	1.5 LA	8.6	0.28	4.8	8	9
	2.0 LA	9.1	0.36	6.0	9	10
	3.0 LA	9.3	0.55	9.0	13	15
2.5	1.0 LA	8.6	0.20	3.6	5	6
	1.5 LA	9.2	0.32	5.4	8	9
	2.0 LA	9.5	0.41	6.6	9	10
	3.0 LA	10.1	0.62	10.2	12	14
3.0	1.0 LA	8.8	0.22	3.6	6	7
	1.5 LA	9.4	0.35	6.0	8	9
	2.0 LA	9.7	0.45	7.8	10	11
	3.0 LA	10.6	0.68	11.4	12	14
3.5 – 5.2	1.0 LA	8.8	0.23	3.6	6	7
	1.5 LA	9.4	0.36	6.0	8	10
	2.0 LA	9.7	0.47	7.8	10	12
	3.0 LA	10.6	0.70	12.0	13	15

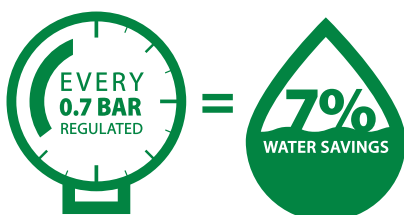
Precipitation rates based on half-circle operation

■ Square spacing based on 50% diameter of throw

▲ Triangular spacing based on 50% diameter of throw

Performance data collected in zero wind conditions

Performance data derived from tests that conform with ASABE Standards; ASABE S398.1. See page 130 for complete ASABE Test Certification Statement.













## 5000 Series MPR Nozzles

Perfectly Balanced Coverage with the 5000 Series Rotor

### Features

- Rain Curtain™ nozzles deliver even distribution over the entire radius including large wind resistant droplets and gentle close-in watering resulting in greener turf using less water
- Precipitation rate is automatically matched with a uniform radius that does not require stream deflection

5000-MPR-25 (Red)						
Nozzle	Pressure bar	Radius m	Flow m <sup>3</sup> /h	Flow l/m	Precip mm/h	Precip mm/h
Quarter 	1.7	7.0	0.17	3.0	13.7	15.8
	2.4	7.3	0.20	3.6	14.9	17.3
	3.1	7.6	0.23	3.6	15.6	18.1
	3.8	7.6	0.25	4.2	17.4	20.1
	4.5	7.6	0.27	4.8	18.9	21.9
Third 	1.7	7.0	0.23	3.6	13.9	16.0
	2.4	7.3	0.27	4.8	15.4	17.8
	3.1	7.6	0.31	5.4	16.2	18.7
	3.8	7.6	0.35	6.0	18.0	20.7
	4.5	7.6	0.38	6.6	19.6	22.6
Half 	1.7	7.0	0.33	5.4	13.3	15.4
	2.4	7.3	0.39	6.6	14.7	17.0
	3.1	7.6	0.45	7.2	15.5	17.9
	3.8	7.6	0.50	8.4	17.3	20.0
	4.5	7.6	0.55	9.0	18.9	21.8
Full 	1.7	7.0	0.63	10.8	12.8	14.8
	2.4	7.3	0.76	12.6	14.2	16.4
	3.1	7.6	0.87	14.4	14.9	17.3
	3.8	7.6	0.97	16.2	16.6	19.2
	4.5	7.6	1.05	17.4	18.1	20.9

5000-MPR-30 (Green)						
Nozzle	Pressure bar	Radius m	Flow m <sup>3</sup> /h	Flow l/m	Precip mm/h	Precip mm/h
Quarter 	1.7	8.8	0.23	3.6	12.0	13.8
	2.4	9.1	0.28	4.8	13.4	15.4
	3.1	9.1	0.32	5.4	15.2	17.6
	3.8	9.1	0.35	6.0	17.0	19.6
	4.5	9.1	0.38	6.6	18.4	21.2
Third 	1.7	8.8	0.30	4.8	11.7	13.5
	2.4	9.1	0.37	6.0	13.2	15.2
	3.1	9.1	0.42	7.2	15.1	17.4
	3.8	9.1	0.47	7.8	16.8	19.4
	4.5	9.1	0.51	8.4	18.3	21.1
Half 	1.7	8.8	0.49	8.4	12.5	14.4
	2.4	9.1	0.59	9.6	14.1	16.2
	3.1	9.1	0.67	11.4	16.1	18.6
	3.8	9.1	0.75	12.6	17.9	20.7
	4.5	9.1	0.82	13.8	19.6	22.6
Full 	1.7	8.8	0.96	16.2	12.3	14.2
	2.4	9.1	1.15	19.2	13.8	15.9
	3.1	9.1	1.31	21.6	15.7	18.1
	3.8	9.1	1.45	24.0	17.4	20.0
	4.5	9.1	1.57	26.4	18.8	21.7

■ Square spacing based on 50% diameter of throw  
▲ Triangular spacing based on 50% diameter of throw  
Performance data collected in zero wind conditions

- Matched 0.6"/hour precipitation rates enable large and small turf areas to be zoned together by mixing rotors and Rain Bird R-VAN or R-Series rotary nozzles

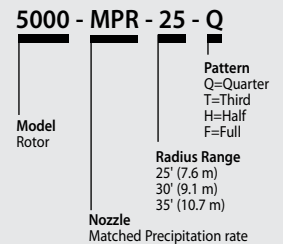
### Models





- 5000MPRMPK: 5000/5000 Plus Series MPR nozzle tree multi pack- 7.6 m, 9.1 m, 10.7 m radius in Quarter, Third, Half, Full arc



5000 Series MPR Nozzles

### How to Specify



5000-MPR-35 (Beige)						
Nozzle	Pressure bar	Radius m	Flow m <sup>3</sup> /h	Flow l/m	Precip mm/h	Precip mm/h
Quarter 	1.7	9.8	0.32	5.4	13.4	15.4
	2.4	10.4	0.38	6.6	14.1	16.3
	3.1	10.7	0.44	7.2	15.3	17.7
	3.8	10.7	0.48	7.8	17.0	19.6
	4.5	10.7	0.52	9.0	18.4	21.3
Third 	1.7	9.8	0.40	6.6	12.7	14.6
	2.4	10.4	0.49	8.4	13.6	15.8
	3.1	10.7	0.56	9.6	14.7	17.0
	3.8	10.7	0.62	10.2	16.4	18.9
	4.5	10.7	0.68	11.4	17.9	20.7
Half 	1.7	9.8	0.62	10.2	13.1	15.2
	2.4	10.4	0.76	12.6	14.1	16.3
	3.1	10.7	0.87	14.4	15.2	17.6
	3.8	10.7	0.96	16.2	16.9	19.5
	4.5	10.7	1.05	17.4	18.4	21.3
Full 	1.7	9.8	1.22	20.4	12.8	14.8
	2.4	10.4	1.50	25.2	14.0	16.2
	3.1	10.7	1.72	28.8	15.1	17.5
	3.8	10.7	1.91	31.8	16.8	19.4
	4.5	10.7	2.09	34.8	18.3	21.2

Performance data derived from tests that conform with ASABE Standards; ASABE S398.1. See page 130 for complete ASABE Test Certification Statement.

## Falcon® 6504 Series

Reliable and Economical

### Features

- Ratcheting stem just like standard spray bodies
- 3-port, color-coded Rain Curtain nozzles for optimal long range, mid range, and close-in watering
- SAM Seal-A-Matic check valve
- Self-adjusting stator does not require replacement when changing nozzles
- Heavy-duty, stainless steel retract spring ensures positive pop-down
- 5 year warranty

### Options

- **Stainless steel (SS)** riser helps deter vandalism on public turf areas
- **Purple cover (NP)** for non-potable systems
- **High Speed (HS)** "Tan Top" version for dust suppression

### Operating Specifications

- Precipitation rate: 9 to 32 mm/h
- Radius: 11.3 to 19.8 m
- Pressure: 2.1 to 6.2 bar
- Flow: 0.66 to 4.93 m³/h; 10.8 to 82.2 l/m
- 1" (26/34) female NPT or BSP threaded inlet
- SAM check device holds up to 3.1 m of elevation change
- Rain Curtain™ Nozzles: Included with rotor, other sizes available upon request; 10-grey, 12-beige, 14-light green, 16-dark brown, 18-dark blue
- Nozzle outlet trajectory is 25°

### Models

Select models shown. Review your regional price list for complete availability.

- I6504PC: Falcon Series 4" BSP Part Circle
- I6504FC: Falcon Series 4" BSP Full Circle
- I6504PCSS: Falcon Series 4" BSP Part Circle Stainless Steel
- I6504FCSS: Falcon Series 4" BSP Full Circle Stainless Steel
- 6504PC: Falcon Series 4" NPT Part Circle
- I6504PCSSH: Falcon Series 4" BSP Part Circle Stainless Steel High Speed
- 6504FC: Falcon Series 4" NPT Full Circle



Falcon® 6504 Series



9 to 32 mm/h



2.1 to 6.2 bar



10.8 to 82.2 l/m  
0.66 to 4.93 m³/h

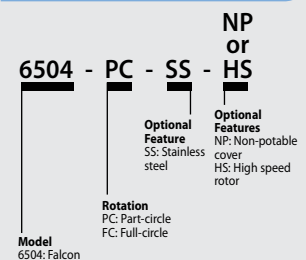


4" (10 cm)

21.6 cm

1" (26/34) NPT  
or BSP

### How to Specify



Note: For non-U.S. applications, it is necessary to specify NPT or BSP thread type.



Falcon® 6504 Nozzle Performance						
Pressure bar	Nozzle	Radius m	Flow m³/h	Flow l/m	Precip mm/h	Precip mm/h
2.1	● 4	11.9	0.66	10.98	9	11
	● 6	13.1	0.95	15.90	11	13
2.5	● 4	12.3	0.72	11.92	10	11
	● 6	13.5	1.05	17.56	12	13
	● 8	14.9	1.50	25.20	13	16
	● 10	15.5	1.84	30.60	15	18
	● 12	16.2	2.20	36.60	17	19
	● 14	16.8	2.57	42.60	18	21
	● 16	16.8	2.86	47.40	20	24
3.0	● 4	12.5	0.78	13.02	10	12
	● 6	14.1	1.16	19.34	12	13
	● 8	15.1	1.56	26.04	14	16
	● 10	15.8	1.92	31.99	15	18
	● 12	16.4	2.31	38.44	17	20
	● 14	17.2	2.68	44.63	18	21
	● 16	17.4	3.00	49.95	20	23
3.5	● 4	12.5	0.85	14.09	11	13
	● 6	14.9	1.26	20.96	11	13
	● 8	15.5	1.69	28.24	14	16
	● 10	16.2	2.08	34.70	16	18
	● 12	16.8	2.52	41.98	18	21
	● 14	18.0	2.91	48.45	18	21
	● 16	18.6	3.27	54.53	19	22
4.0	● 4	12.5	0.89	14.91	11	13
	● 6	14.4	1.34	22.33	13	15
	● 8	15.5	1.83	30.44	15	17
	● 10	16.6	2.23	37.17	16	19
	● 12	17.3	2.72	45.28	18	21
	● 14	18.5	3.12	52.01	18	21
	● 16	19.1	3.50	58.37	19	22
4.5	● 4	12.5	0.96	15.94	12	14
	● 6	14.6	1.40	23.33	13	15
	● 8	15.5	1.95	32.43	16	19
	● 10	17.1	2.37	39.44	16	19
	● 12	17.7	2.89	48.17	18	21
	● 14	18.6	3.32	55.38	19	22
	● 16	19.2	3.71	61.82	20	23
5.0	● 4	12.7	1.01	16.84	13	15
	● 6	14.9	1.47	24.50	13	15
	● 8	15.7	2.05	34.16	17	19
	● 10	17.2	2.50	41.64	17	19
	● 12	18.1	3.04	50.72	19	21
	● 14	18.6	3.51	58.49	20	23
	● 16	19.2	3.91	65.11	21	24
5.5	● 4	13.1	1.04	17.39	12	14
	● 6	14.9	1.56	25.79	14	16
	● 8	16.1	2.13	35.54	16	19
	● 10	16.8	2.63	43.84	19	22
	● 12	18.6	3.18	52.92	18	21
	● 14	18.6	3.67	61.23	21	25
	● 16	19.2	4.10	68.40	22	26
6.0	● 18	19.8	4.79	79.77	24	28
	● 18	19.8	4.93	82.13	25	29

Pressure bar	Nozzle	Radius m	Flow m³/h	Flow l/m	Precip mm/h	Precip mm/h
4.5	● 4	12.5	0.96	15.94	12	14
	● 6	14.6	1.40	23.33	13	15
	● 8	15.5	1.95	32.43	16	19
	● 10	17.1	2.37	39.44	16	19
	● 12	17.7	2.89	48.17	18	21
	● 14	18.6	3.32	55.38	19	22
	● 16	19.2	3.71	61.82	20	23
5.0	● 4	12.7	1.01	16.84	13	15
	● 6	14.9	1.47	24.50	13	15
	● 8	15.7	2.05	34.16	17	19
	● 10	17.2	2.50	41.64	17	19
	● 12	18.1	3.04	50.72	19	21
	● 14	18.6	3.51	58.49	20	23
	● 16	19.2	3.91	65.11	21	24
5.5	● 4	13.1	1.04	17.39	12	14
	● 6	14.9	1.56	25.79	14	16
	● 8	16.1	2.13	35.54	16	19
	● 10	16.8	2.63	43.84	19	22
	● 12	18.6	3.18	52.92	18	21
	● 14	18.6	3.67	61.23	21	25
	● 16	19.2	4.10	68.40	22	26
6.0	● 18	19.8	4.79	79.77	24	28
	● 18	19.8	4.93	82.13	25	29

Precipitation rates based on half-circle operation

■ Square spacing based on 50% diameter of throw

▲ Triangular spacing based on 50% diameter of throw

Performance data collected in zero wind conditions

Performance data derived from tests that conform with ASABE Standards; ASABE S398.1.

See page 130 for complete ASABE Test Certification Statement.



Falcon® 6504 Rain Curtain™ Nozzles

## High-Speed Falcon® 6504 Nozzle Performance

Pressure bar	Nozzle	Radius m	Flow m³/h	Flow l/m	Precip mm/h	Precip mm/h
2.1	● 4	11.3	0.68	11.35	11	12
	● 6	11.9	0.98	15.90	14	16
2.5	● 4	12.0	0.75	12.54	10	12
	● 6	12.7	1.22	20.16	15	18
	● 8	14.2	1.49	25.20	15	17
	● 10	14.2	1.83	30.60	18	21
	● 12	14.8	2.24	37.20	20	24
	● 14	16.0	2.58	43.20	20	23
	● 16	15.4	2.85	47.40	24	28
3.0	● 4	12.5	0.81	13.51	10	12
	● 6	13.3	1.33	22.18	15	17
	● 8	14.5	1.57	26.18	15	17
	● 10	14.5	1.93	32.12	18	21
	● 12	15.4	2.35	39.20	20	23
	● 14	16.2	2.71	48.09	21	24
	● 16	15.8	3.00	49.95	24	28
3.5	● 4	12.5	0.85	14.15	11	13
	● 6	13.7	1.28	21.37	14	16
	● 8	14.9	1.72	28.62	16	18
	● 10	14.9	2.11	35.11	19	22
	● 12	16.2	2.56	42.74	20	23
	● 14	16.2	2.95	49.20	23	26
	● 16	16.2	3.27	54.53	25	29
4.0	● 4	12.5	0.93	15.52	12	14
	● 6	13.7	1.38	23.02	15	17
	● 8	14.4	1.85	30.81	18	21
	● 10	14.9	2.27	37.86	20	24
	● 12	16.2	2.76	46.03	21	24
	● 14	16.2	3.17	52.77	24	28
	● 16	16.6	3.50	58.37	25	29
4.5	● 4	12.5	1.00	16.69	13	15
	● 6	13.4	1.48	24.46	16	19
	● 8	14.6	1.97	32.81	18	21
	● 10	15.3	2.42	40.40	21	24
	● 12	16.5	2.95	49.13	22	25
	● 14	16.2	3.36	55.94	26	30
	● 16	17.1	3.73	62.22	26	30
5.0	● 4	12.3	1.06	17.70	14	16
	● 6	13.1	1.56	25.74	18	21
	● 8	15.1	2.08	34.73	18	21
	● 10	15.4	2.57	42.78	22	25
	● 12	16.8	3.12	51.96	22	26
	● 14	16.2	3.54	59.06	27	31
	● 16	17.5	3.96	65.96	26	30
5.5	● 4	11.9	1.11	18.52	16	18
	● 6	13.1	1.61	26.84	19	22
	● 8	15.5	2.20	36.65	18	21
	● 10	14.9	2.70	44.97	24	28
	● 12	16.8	3.27	54.43	23	27
	● 14	16.2	3.74	62.35	29	33
	● 16	18.0	4.17	69.53	26	30
6.0	● 18	18.0	4.53	75.58	28	32
	● 18	18.4	4.75	79.16	28	32
6.2	● 18	18.6	4.84	80.62	28	32

Pressure bar	Nozzle	Radius m	Flow m³/h	Flow l/m	Precip mm/h	Precip mm/h
4.5	● 4	12.5	1.00	16.69	13	15
	● 6	13.4	1.48	24.46	16	19
	● 8	14.6	1.97	32.81	18	21
	● 10	15.3	2.42	40.40	21	24
	● 12	16.5	2.95	49.13	22	25
	● 14	16.2	3.36	55.94	26	30
	● 16	17.1	3.73	62.22	26	30
5.0	● 4	12.3	1.06	17.70	14	16
	● 6	13.1	1.56	25.74	18	21
	● 8	15.1	2.08	34.73	18	21
	● 10	15.4	2.57	42.78	22	25
	● 12	16.8	3.12	51.96	22	26
	● 14	16.2	3.54	59.06	27	31
	● 16	17.5	3.96	65.96	26	30
5.5	● 4	11.9	1.11	18.52	16	18
	● 6	13.1	1.61	26.84	19	22
	● 8	15.5	2.20	36.65	18	21
	● 10	14.9	2.70	44.97	24	28
	● 12	16.8	3.27	54.43	23	27
	● 14	16.2	3.74	62.35	29	33
	● 16	18.0	4.17	69.53	26	30
6.0	● 18	18.0	4.53	75.58	28	32
	● 18	18.4	4.75	79.16	28	32
6.2	● 18	18.6	4.84	80.62	28	32

Precipitation rates based on half-circle operation

■ Square spacing based on 50% diameter of throw

▲ Triangular spacing based on 50% diameter of throw

Performance data collected in zero wind conditions

Performance data derived from tests that conform with ASABE Standards; ASABE S398.1. See page 130 for complete ASABE Test Certification Statement.



## 8005 Series

Protect Your Turf with High Performance, Vandal and Abuse Resistant Rotors from 39' to 81'

### Features

- Vandal resistance, brass reinforced turret for increased side impact durability
- Memory Arc® returns the rotor to its original arc setting
- Non-strippable drive mechanism prevents damage from vandals
- Easy, wet, dry arc adjustment with slotted screwdriver through top of rotor from 50° to 330° part-circle, 360° non-reversing full-circle. Full and part circle operation in one unit
- Left and right side trips adjustable for ease of installation without turning the case and loosening the pipe connection
- SAM Seal-A-Matic check valve
- 3-port, color-coded Rain Curtain nozzles for optimal long-range, mid-range, and close-in watering
- 5 year warranty

### Options

- **Stainless steel (SS) riser** helps deter vandalism on public turf areas
- **Purple cover (NP)** for non-potable systems
- Optional Sod Cup

### Operating Specifications

- Radius: 11.9 to 24.7 m
- Precipitation rate: 12 to 31 mm/h
- Pressure: 3.5 to 6.9 bar
- Flow: 0.86 to 8.24 m<sup>3</sup>/h; 14.4 to 137.4 l/m
- 1" (26/34) NPT or BSP female threaded inlet
- SAM check device holds up to 10 feet (3.1 m) of elevation change
- Nozzle outlet trajectory is 25°
- Rain Curtain™ Nozzles: Included with rotor, other sizes available upon request; 10-grey, 12-beige, 14-light green, 16-dark brown, 18-dark blue

### Models

Select models shown. Review your regional price list for complete availability.


- 8005: 8005 Part/Full Circle, Less Nozzle
- 8005NP: 8005 Part/Full Circle, Less Nozzle W/NP Cover
- 8005SS: 8005 Part/Full Circle, Stainless Steel, Less Nozzle
- 8005NPSS: 8005 Part/Full Circle, Stainless Steel, Less Nozzle w/ NP Cover
- I8005: 8000 Series 5" BSP Part/Full Circle
- I8005NP: 8000 Series 5" BSP Part/Full Circle Non-Potable
- I8005SS: 8000 Series 5" BSP Stainless Steel
- I8005NPSS: 8000 Series 5" BSP Non-Potable Stainless Steel

**Note:** All models available with NPT threads


**\*\* Note:** Pop-up height is measured from cover to the primary nozzle port. Overall body height is measured popped down




8005 Series

 12 to 31 mm/h

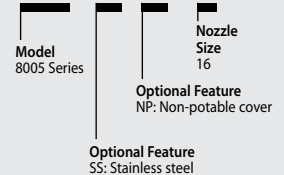
 3.5 to 6.9 bar

 14.4 to 137.4 l/m  
0.86 to 8.24 m<sup>3</sup>/h

 5" (12.7 cm)  
25.7 cm  
1" (26/34) NPT or BSP

### How to Specify

**8005 - SS - NP - 16**



*Note: For non-U.S. applications, it is necessary to specify NPT or BSP thread type.*



## 8005 Nozzle Performance

Pressure bar	Nozzle	Radius m	Flow m <sup>3</sup> /h	Flow l/m	Precip mm/h	Precip mm/h
3.5	● 4	11.9	0.86	14.38	12	14
	● 6	13.7	1.28	21.34	14	16
	● 8	14.9	1.59	25.50	14	16
	● 10	16.1	2.10	35.43	16	19
	● 12	17.5	2.52	42.27	16	19
	● 14	18.0	2.89	48.18	18	21
	● 16	18.7	3.28	54.59	19	22
	● 18	19.2	3.69	61.43	20	23
	● 20	19.9	4.25	70.83	21	25
	● 22	20.0	5.08	79.07	25	29
4.0	● 4	11.9	0.93	14.38	13	15
	● 6	13.7	1.37	22.71	15	17
	● 8	14.9	1.75	30.44	16	18
	● 10	16.3	2.30	37.63	17	20
	● 12	17.7	2.70	44.74	17	20
	● 14	18.5	3.17	52.85	19	21
	● 16	19.6	3.54	58.98	18	21
	● 18	19.7	3.97	66.10	20	24
	● 20	20.3	4.50	74.95	22	25
	● 22	21.3	5.23	85.94	23	27
4.5	● 4	11.9	1.00	16.18	14	16
	● 6	13.7	1.45	24.28	15	18
	● 8	14.9	1.92	32.99	17	20
	● 10	16.5	2.40	40.22	18	20
	● 12	18.0	2.87	47.81	18	20
	● 14	18.9	3.37	56.12	19	22
	● 16	20.1	3.77	62.77	19	22
	● 18	20.1	4.22	70.36	21	24
	● 20	21.1	4.79	79.87	22	25
	● 22	22.0	5.51	91.80	23	26
5.0	● 4	11.9	1.06	18.08	15	17
	● 6	13.7	1.54	25.74	16	19
	● 8	14.9	2.09	34.83	19	22
	● 10	16.7	2.50	42.68	18	21
	● 12	18.3	3.05	50.92	18	21
	● 14	19.2	3.54	58.96	19	22
	● 16	20.4	3.99	66.44	19	22
	● 18	20.6	4.47	74.58	21	24
	● 20	21.6	5.11	85.08	22	25
	● 22	22.4	5.84	97.39	23	27

Pressure bar	Nozzle	Radius m	Flow m <sup>3</sup> /h	Flow l/m	Precip mm/h	Precip mm/h	
5.5	● 4	11.9	1.13	18.90	16	18	
	● 6	13.7	1.62	26.84	17	20	
	● 8	14.9	2.25	37.02	20	23	
	● 10	16.8	2.70	44.60	19	22	
	● 12	18.5	3.23	53.66	19	22	
	● 14	19.2	3.72	61.98	20	23	
	● 16	20.4	4.22	70.28	20	23	
	● 18	21.0	4.74	78.97	21	25	
	● 20	21.6	5.42	90.30	23	27	
	● 22	22.8	6.19	103.15	24	28	
6.0	● 12	18.6	3.30	55.07	19	22	
	● 14	19.6	3.96	66.06	21	24	
	● 16	20.9	4.45	74.12	20	24	
	● 18	21.5	4.95	82.56	21	25	
	● 20	22.1	5.65	94.18	23	27	
	● 22	22.9	6.71	108.12	26	30	
	● 24	23.9	6.92	115.31	24	28	
	○ 26	24.1	7.50	125.08	26	30	
	6.2	● 14	19.8	4.06	67.75	21	24
		● 16	21.0	4.54	75.70	21	24
● 18		21.7	5.04	84.02	21	25	
6.5	● 20	22.5	5.89	98.19	23	27	
	● 22	23.4	6.84	112.73	25	29	
	● 24	24.1	7.22	120.25	25	29	
6.9	○ 26	24.3	7.91	131.76	27	31	
	● 20	22.9	6.09	101.43	23	27	
	● 22	23.5	6.97	116.19	25	29	
6.9	● 24	24.1	7.45	124.14	26	30	
	○ 26	24.7	8.24	137.39	27	31	

Precipitation rates based on half-circle operation

■ Square spacing based on 50% diameter of throw

▲ Triangular spacing based on 50% diameter of throw

Performance data collected in zero wind conditions

Performance data derived from tests that conform with ASABE Standards; ASABE S398.1. See page 130 for complete ASABE Test Certification Statement.



8005 Rain Curtain™ Nozzles

Optional High-flow Nozzles for 8005 Series Rotors



8005 Cutaway



Sod Cup for 8005

### Rain Curtain™ Nozzle Cross Reference Guide Hunter® vs. Rain Bird

Hunter vs. Rain Bird – 3/4" Rotors		
If replacing:	Use Rain Bird Nozzle	
	By Flow	By Radius
<b>PGP</b>	<b>5000 Series</b>	<b>5000 Series</b>
1	-	-
2	-	-
3	-	-
4	1.5	1.5
5	2.0	2.0
6	2.5	2.5
7	3.0	3.0
8	4.0	4.0
9	5.0	5.0
10	8.0	6.0
11	-	8.0
12	-	8.0

### Rain Curtain™ Nozzle Cross Reference Guide Toro® vs. Rain Bird

Toro vs. Rain Bird – 3/4" Rotors		
If replacing:	Use Rain Bird Nozzle	
	By Flow	By Radius
<b>Super 800</b>	<b>5000 Series</b>	<b>5000 Series</b>
0.5	-	-
0.75	-	-
1.0	1.5	1.5
2.0	2.5	2.0
2.5	3.0	2.5
3.0	4.0	2.5
4.0	5.0	3.0
6.0	6.0	4.0
8.0	8.0	5.0

Hunter vs. Rain Bird – 3/4" Rotors				
If replacing:	Use Rain Bird Nozzle			
	By Flow		By Radius	
<b>I-20</b>	<b>5000 Series</b>	<b>5500</b>	<b>5000 Series</b>	<b>5500</b>
0.5 SR	-	-	-	○ 18S
1.0 SR	-	-	-	○ 18S
2.0 SR	-	○ 18S	-	○ 18S
0.75 SR	-	-	-	○ 22S
1.5 SR	-	○ 22S	-	○ 22S
3.0 SR	-	○ 26S	-	○ 22S
1.0	1.5	-	1.5	○ 30S
1.5	1.5	● 2	1.5	○ 30S
2.0	2.0	● 2	2.0	○ 2
3.0	2.5	● 3	2.5	○ 2
3.5	3.0	● 4	3.0	○ 3
4.0	4.0	● 5	4.0	○ 3
6.0	5.0	○ 6	5.0	● 4
8.0	6.0	○ 8	6.0	○ 8

Toro vs. Rain Bird – 3/4" Rotors				
If replacing:	Use Rain Bird Nozzle			
	By Flow		By Radius	
<b>TR50</b>	<b>5000 Series</b>	<b>5505</b>	<b>5000 Series</b>	<b>5505</b>
● 1.0	-	-	-	-
● 1.5	1.5	● 2	1.5	● 2
● 2.0	2.0	● 2	2.0	● 3
● 3.0	3.0	● 3	3.0	● 3
● 4.5	4.0	● 5	4.0	● 3
● 6.0	5.0	● 6	4.0	● 4
● 7.5	6.0	● 8	4.0	● 4
● 9.0	8.0	● 10	5.0	● 4

Hunter vs. Rain Bird – 1" Rotors				
If replacing:	Use Rain Bird Nozzle			
	By Flow		By Radius	
<b>I-25</b>	<b>6504</b>	<b>8005</b>	<b>6504</b>	<b>8005</b>
● 4	● 4	● 4	● 4	● 4
○ 5	● 6	● 6	● 6	● 6
● 7	● 8	● 8	● 6	● 8
● 8	○ 10	○ 10	● 8	● 8
● 10	○ 12	○ 12	○ 10	○ 10
○ 13	○ 12	○ 12	○ 12	○ 12
○ 15	○ 14	○ 14	○ 14	○ 12
● 18	○ 16	○ 16	○ 16	○ 14
● 20	● 18	● 18	● 18	○ 14
● 23	-	● 22	-	○ 16
● 25	-	○ 24	-	● 20
● 28	-	○ 26	-	● 22
<b>I-40</b>	<b>6504</b>	<b>8005</b>	<b>6504</b>	<b>8005</b>
40	● 8	● 8	○ 6	● 8
41	○ 12	○ 12	○ 10	○ 10
42	○ 12	○ 12	○ 10	○ 12
43	○ 16	○ 16	○ 14	○ 14
44	● 18	● 20	● 18	○ 16
45	-	● 22	-	● 20
<b>I-35</b>	<b>6504</b>	<b>8005</b>	<b>6504</b>	<b>8005</b>
● 9	● 8	● 8	● 8	● 8
○ 12	○ 12	○ 12	○ 10	○ 10
○ 15	○ 14	○ 14	○ 12	○ 12
● 18	○ 16	○ 16	○ 14	○ 14
● 21	● 18	● 18	○ 14	○ 14
● 24	-	● 22	○ 16	○ 16
● 27	-	○ 24	○ 16	○ 16
● 30	-	○ 26	-	● 20

Toro vs. Rain Bird – 1" Rotors				
If replacing:	Use Rain Bird Nozzle			
	By Flow		By Radius	
<b>Toro 2001</b>	<b>6504</b>	<b>8005</b>	<b>6504</b>	<b>8005</b>
● 9	○ 10	○ 10	○ 10	○ 10
● 12	○ 12	○ 12	○ 12	○ 12
● 15	○ 16	○ 16	○ 14	○ 14
● 18	● 18	● 20	● 18	○ 16
● 24	-	● 22	-	● 20
<b>TR70</b>	<b>6504</b>	<b>8005</b>	<b>6504</b>	<b>8005</b>
● 7	● 8	● 8	-	○ 6
● 9	● 8	● 8	● 8	● 8
● 12	○ 12	○ 12	○ 10	○ 10
● 16	○ 16	○ 16	○ 14	○ 12
● 20	-	● 20	○ 14	○ 14
● 24	-	● 20	○ 16	○ 14
● 27	-	● 20	● 18	○ 16
<b>Toro 640</b>	<b>6504</b>	<b>8005</b>	<b>6504</b>	<b>8005</b>
40	● 8	● 8	● 8	○ 10
41	○ 10	○ 12	○ 10	○ 10
42	○ 14	○ 14	○ 12	○ 12
43	○ 16	○ 16	○ 14	○ 14
44	● 18	● 20	○ 16	○ 14

## 2045A Maxi-Paw™ and 2045-PJ Maxi-Bird™

Dirty Water Applications - Spacing Up to 13.7 m

### Features

- Proven impact drive with straight-through flow for superior performance in dirty water
- Five standard trajectory and two low angle (LA) color-coded nozzles for matched precipitation and in a wide range of applications
- 360° full-circle OR arc adjustable from 20° to 340°
- Side and combination ½" or ¾" bottom inlet for design flexibility (Maxi-Paw)
- 3 year warranty

### Operating Specifications

- Precipitation rate: 7 to 31 mm/h
- Spacing: 6.7 to 13.7 m
- Flow rate: 0.34 to 1.91 m<sup>3</sup>/h; 0.9 to 0.53 l/s
- Radius: 6.7 to 13.7 m; 5.4 m with Radius Reduction Screw
- Pressure: 1.7 to 4.1 bar
- Combination ½" or ¾" female bottom inlet (Maxi-Paw)
- ½" FPT side inlet (Maxi-Paw)
- ½" (15/21) Riser-Mounted (Maxi-Bird)

### Models

- 2045A Maxi-Paw
- 42064: Maxi-Paw Wrench - for removing internal assembly from case
- 2045-PJ Maxi-Bird



2045-PJ Maxi-Bird



42064



206592-06

206592-07

206592-08

206592-10

206592-12

115902-07

115902-10

2045A Maxi-Paw and 2045-PJ Standard Angle Nozzles

2045A Maxi-Paw and 2045-PJ Low Angle Nozzles



2045A Maxi-Paw

Maxi-Paw and Maxi-Bird Nozzle Performance						
Pressure bar	Nozzle	Radius m	Flow m <sup>3</sup> /h	Flow l/m	Precip mm/h	Precip mm/h
2.0	6	-	-	-	-	-
	07 LA	6.8	0.38	6.0	16	19
	7	10.4	0.55	9.0	10	12
	8	11.0	0.68	11.4	11	13
	10 LA	8.1	0.83	13.8	25	29
	10	11.9	1.01	16.8	14	16
2.5	12	12.3	1.32	22.2	18	20
	6	11.3	0.46	7.8	7	8
	07 LA	7.1	0.44	7.2	17	20
	7	11.4	0.62	10.2	10	11
	8	11.7	0.76	12.6	11	13
	10 LA	8.9	0.92	15.6	23	27
3.0	10	12.5	1.11	18.6	14	16
	12	12.9	1.45	24.0	18	20
	6	11.5	0.51	8.4	8	9
	07 LA	7.5	0.47	7.8	17	19
	7	11.8	0.67	11.4	10	11
	8	12.1	0.83	13.8	11	13
3.5	10 LA	9.4	1.01	16.8	23	27
	10	12.8	1.21	20.4	15	17
	12	13.3	1.59	26.4	18	21
	6	11.6	0.55	9.0	8	9
	07 LA	7.6	0.50	8.4	17	20
	7	12.2	0.72	12.0	10	11
4.0	8	12.4	0.89	15.0	12	13
	10 LA	9.6	1.09	18.0	23	27
	10	13.0	1.30	21.6	15	18
	12	13.6	1.72	28.8	19	21
	6	11.6	0.58	9.6	9	10
	07 LA	7.6	0.54	9.0	18	21
4.0	7	12.5	0.78	13.2	10	11
	8	12.7	0.94	15.6	12	14
	10 LA	9.8	1.19	19.8	25	29
	10	13.3	1.42	23.4	16	19
	12	13.7	1.86	31.2	20	23

LA = Low Angle

Precipitation rates based on half-circle operation

■ Square spacing based on 50% diameter of throw

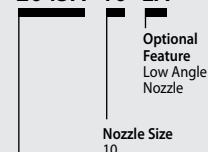
▲ Triangular spacing based on 50% diameter of throw

Performance data collected in zero wind conditions

Performance data derived from tests that conform with ASABE Standards; ASABE S398.1. See page 130 for complete ASABE Test Certification Statement.

### How to Specify

2045A -10- LA



Model 2045A Maxi-Paw



## 25BPJ

Part or Full Circle Bronze Impact Sprinklers. These impact heads are designed to be riser-mounted, They are used to irrigate hedges, shrubs, and flower beds

### Features

- Bronze impact drive sprinklers (with die- cast PJ arm on 25)
- Straight through flow
- Precision Jet tube (PJ™) to minimize side splash on PJ models
- Distance control flap (DA) on 25BPJ
- Distance control diffuser pin (ADJ) on model 25BPJ
- Long wearing TNT bearing
- FP trip permits part circle (20° to 340°) or full circle operation
- Brass straight bore nozzle with vane on model 25BPJ

### Specifications

- Radius: 11.6 to 12.5 m
- Pressure: 2.1 to 3.5 bars
- Flow: 0.70 to 1.14 m<sup>3</sup>/h
- ½" (15/21) male threaded inlet
- Nozzle outlet trajectory: 25°

### Models

Select models shown. Review your regional price list for complete availability.

- 25BPJ-FP-ADJ-DA-TNT: ½" (15/21)

### 25BPJ-FP-ADJ-DA-TNT Performance

Pressure bar	Nozzle	Radius m	Flow m <sup>3</sup> /h	■ Precip mm/h	▲ Precip mm/h
2.1	09	11.6	0.70	10	12
	10	11.9	0.86	12	14
2.5	09	11.8	0.77	11	13
	10	12.1	0.95	13	15
3.0	09	12.0	0.85	12	14
	10	12.3	1.05	14	16
3.5	09	12.2	0.91	12	14
	10	12.5	1.14	15	17

Precipitation rates based on half-circle operation

■ Square spacing based on 50% diameter of throw

▲ Triangular spacing based on 50% diameter of throw

Performance data collected in zero wind conditions

Performance data derived from tests that conform with ASABE Standards; ASABE S398.1. See page 130 for complete ASABE Test Certification Statement.



25BPJ

## LF Series

Full circle low-flow sprinkler

### Applications

The Rain Bird® LF Series Sprinkler is built rugged to withstand the harsh conditions in turf and agricultural applications (nurseries, sod farm...). It has been designed to combine the advantages of an impact sprinkler with stream height flexibility, delivering precise, uniform and unrivalled water distribution.

### Features

#### High Distribution Uniformity

- Weighted drive disk provides an increased dwell time between stream interruptions to achieve the maximum distance of throw
- During impact, the Precision Jet (PJ) spoon guides the water stream gently away from the riser

#### Most Robust Sprinkler in its Class

- Patented Ceramic Radial Bearing (CRB) is longer lasting than conventional counterparts
- Drive disk made of engineered thermoplastic
- Shields and protects brake mechanism from wind-blown debris and freezing
- Springs and pin composed of high-grade stainless steel
- Ultraviolet (UV) stabilizer protects the sprinkler from the sun

#### Easy to Use

- No special tools required
- Color coded nozzles and deflectors allow easy identification
- Weed Guard blocks weeds from growing into the sprinkler and stopping the rotation

### Specifications

- ½" (13 mm) BSP male pipe thread

#### Nozzle Sizes

- LF 1200: 270 l/h to 480 l/h  
(in mm: 1,98 / 2,18 / 2,39 / 2,59 / 2,76)
- LF 2400: 450 l/h to 910 l/h  
(in mm: 2,76 / 2,97 / 3,18 / 3,38 / 3,63)

#### Deflector trajectory outlets available

- LF 1200: 6° / 10° / 12° / 16° / 17° / 21°
- LF 2400: 10° / 13° / 15° / 22°
- LF 2400 LR: 27°

#### Common Spacings Range

- 8 m x 8 m to 15 m x 15 m

### Models





Select models shown. Review your regional price list for complete availability.




- LF 1200
- LF 2400/LF LR 2400



LF Series



LF1200 Performance							
Deflector	Nozzle	Stream Height (cm)	Flow Rate at Standard Pressures (l/h) Throw Radius at Standard Pressure (meter)				
			2.1 bar	2.4 bar	2.8 bar	3.1 bar	
6 Degree Dark Purple 	Orange 44 Drill	35-50	266 6.9	286 6.9	307 7.5	325 7.5	
	Purple 3/32"	35-53	316 7.2	341 7.2	366 7.8	388 7.8	
	Yellow 38 Drill	40-53	370 7.5	402 7.5	429 8.1	454 8.1	
12 Degree Blue 	Orange 44 Drill	71-99	266 8.1	286 8.4	307 8.7	325 8.7	
	Purple 3/32"	71-101	316 8.7	341 9.0	366 9.3	388 9.3	
	Yellow 38 Drill	76-109	370 9.0	402 9.6	429 9.6	454 9.6	
17 Degree Sky Blue 	Orange 44 Drill	124-152	266 9.3	286 9.9	307 10.2	325 10.2	
	Purple 3/32"	106-154	316 9.9	341 10.2	366 10.5	388 10.8	
	Yellow 38 Drill	109-154	370 10.2	402 10.5	429 10.8	454 10.8	
21 Degree Olive Green 	Orange 44 Drill	152-187	266 10.2	286 10.2	307 10.2	325 10.5	
	Purple 3/32"	127-190	316 10.2	341 10.5	366 10.5	388 10.5	
	Yellow 38 Drill	134-182	370 10.5	402 10.8	429 10.8	454 10.8	

LF2400 Performance							
Deflector	Nozzle	Stream Height (cm)	Flow Rate at Standard Pressures (l/h) Throw Radius at Standard Pressure (meter)				
			2.1 bar	2.4 bar	2.8 bar	3.1 bar	
10 Degree Lime 	Tan 30 Drill	60-96	493 9.0	534 9.6	575 9.9	606 10.2	
	Red 1/8"	60-104	568 9.6	613 9.9	656 10.2	697 10.5	
	Silver 9/64" Drill	81-111	743 10.2	802 10.5	858 10.8	913 11.1	
15 Degree Tangerine 	Tan 30 Drill	71-127	493 9.9	534 10.2	575 10.8	606 10.8	
	Red 1/8"	88-137	568 10.2	613 10.5	656 11.1	697 11.1	
	Silver 9/64" Drill	106-144	743 10.8	802 11.1	858 11.7	913 11.7	
22 Degree Dark Green 	Green 7/64"	160-241	420 11.4	454 11.4	488 11.4	518 11.7	
	Tan 30 Drill	162-246	493 11.4	534 11.7	575 12.0	606 12.3	
	Red 1/8"	170-254	568 11.7	613 12.0	656 12.3	697 12.3	
	Black 29 Drill	287-304	636 12.3	688 12.6	738 12.6	784 12.9	
	Silver 9/64" Drill	182-259	743 12.0	802 12.9	858 13.2	913 13.5	

For complete performance charts, please consult [www.rainbird.eu](http://www.rainbird.eu)

## LFX300/LFX600 Series

The Rain Bird® LFX Low Flow Sprinkler is perfect for a wide variety of applications

### Applications

For Agriculture, Greenhouse, and Nursery applications which require a small footprint or low-volume sprinkler. Optimized for a wide variety of applications including orchard and field irrigation, environmental control, crop cooling, and dust control.

### Upgrade to Flow Control (FC) Nozzles to Regulate Application Across Pressure Range.

LFX FC Nozzles control water flow over pressure variation to provide a consistent application rate along laterals or across terrain variation.

- Two flow rates available: 62 to 161 l/h
- Operating range from 1.75 to 3.25 bar
- Flow control mechanism contained in nozzle housing; installs in standard body. No special tools required

### Features

- Simple three part sprinkler design includes body, nozzle, and brake assembly with attached deflector
- Easy field maintenance with simple snap-in-place nozzle and brake assembly including visual indicators to ensure correct positioning
- Engineered to provide superior distribution uniformity (under-tree or over-head configuration)
- Color coded nozzles and deflectors for easy identification

### Specifications

#### LFX300 Operating Range

- Pressure: 1.75 to 3.25 bar
- Flow rate: 62 to 161 l/h
- Radius of throw: 6.1 to 7.6 meters

#### LFX600 Operating Range

- Pressure: 1.75 to 3.25 bar
- Flow rate: 140 to 469 l/h
- Radius of throw: 6.8 to 9.4 meters



### Models

Select models shown. Review your regional price list for complete availability.

#### LFX300

- LFX300 Body LFXBNPT
- LFX300 Nozzles
- LFXN40B
- LFXN45P
- LFXN50G
- LFXN55Y
- LFXN60R
- LFXN3GPM
- LFXN5GPM

#### LFX300 Break with Deflector

- LFXBR9R
- LFXBR9W
- LFXBR15O

#### LFX600

- LFX600 Body: LFXBNPT
- LFX600 Nozzles
- LFXN65G
- LFXN70W
- LFXN78B
- LFXN7GPM
- LFXN1GPM
- LFXN860
- LFXN94P
- LFXN102Y

#### LFX600 Break with Deflector

- LFXBR9B
- LFXBR12P
- LFXBR15P
- LFXBR15G

### LFX300 / LFX600 Accessories

- LFX Stream Splitter One Side: LFXSS1
- LFX Stream Splitter Two Side: LFXSS2
- LFX Edge Guard: LFXG



LFX300

LFX600



LFX300 Brake Assembly with Deflector Performance									
Deflector	Nozzle	Stream Height (cm)	Flow Rate at Standard Pressures (l/h)						
			Throw Radius at Standard Pressure (meter)						
			1.75 bar	2.0 bar	2.25 bar	2.5 bar	2.75 bar	3.0 bar	3.25 bar
<b>Deflector 9° Red</b> Radius: (6.1 - 6.7 m)	P/n: 18116940B	50.8 - 58.4	0 0.0	0 0.0	62 6.1	65 6.1	68 6.4	71 6.1	74 6.1
	P/n: 18116945P	48.3 - 63.5	67 6.1	72 6.4	76 6.7	62 6.7	84 6.7	88 6.7	91 6.4
	P/n: 18116950G	53.3 - 73.6	83 6.4	88 6.4	94 6.7	99 6.7	104 6.4	108 6.4	113 6.4
	P/n: 18172135	50.8 - 63.5	79.5 5.5	79.5 5.5	79.5 5.5	79.5 5.5	79.5 5.5	79.5 5.5	79.5 5.5
	P/n: 18212543	50.8 - 63.5	98 6.0	98 6.0	98 6.0	98 6.0	98 6.0	98 6.0	98 6.0
<b>Deflector 9° White</b> Radius: (6.4 - 7.6 m)	P/n: 18116950G	50.8 - 61	0 0.0	0 0.0	94 6.7	99 6.7	104 6.7	108 6.7	113 7.0
	P/n: 18116955Y	43.2 - 63.5	100 6.4	107 6.7	114 7.3	120 7.3	126 7.0	131 7.6	137 7.6
	P/n: 18116960R	43.2 - 63.5	118 7.0	126 7.3	134 7.3	141 7.3	148 7.6	154 7.6	161 7.6
	P/n: 18172150	50.8 - 63.5	113.6 5.5	113.6 5.5	113.6 5.5	113.6 5.5	113.6 5.5	113.6 5.5	113.6 5.5
<b>Deflector 15° Orange</b> Radius: (7.0 - 7.6 m)	P/n: 18116950G	86.4 - 91.1	0 0.0	0 0.0	94 7.3	99 7.3	104 7.6	108 7.3	113 7.0
	P/n: 18116955Y	91.4 - 106.7	100 7.6	107 7.3	114 7.3	120 7.3	126 7.3	131 7.3	137 7.3
	P/n: 18116960R	83.8 - 104.1	118 7.3	126 7.6	134 7.6	141 7.6	148 7.6	154 7.3	161 7.3
	P/n: 18172150	76.2 - 106.7	113.6 5.5	113.6 5.5	113.6 5.5	113.6 5.5	113.6 5.5	113.6 5.5	113.6 5.5

LFX600 Brake Assembly with Deflector Performance									
Deflector	Nozzle	Stream Height (cm)	Flow Rate at Standard Pressures (l/h)						
			Throw Radius at Standard Pressure (meter)						
			1.75 bar	2.0 bar	2.25 bar	2.5 bar	2.75 bar	3.0 bar	3.25 bar
<b>Deflector 9° Blue</b> Radius: (6.8 - 7.9 m)	P/n: 18116940B	43 - 71	140 7.0	149 7.0	158 7.3	167 7.5	175 7.6	183 7.6	190 7.6
	P/n: 18116945P	56 - 76	161 7.3	172 7.3	182 7.3	192 7.5	202 7.6	211 7.6	219 7.9
	P/n: 18116950G	56 - 76	203 7.6	216 7.6	230 7.6	242 7.6	254 7.6	265 7.6	276 7.9
	P/n: 18172135	48 - 66	170 6.8	170 6.8	170 6.8	170 6.8	170 6.8	170 6.8	170 6.8
	P/n: 18212543	56 - 79	227 7.2	227 7.2	227 7.2	227 7.2	227 7.2	227 7.2	227 7.2
<b>Deflector 12° Pink</b> Radius: (7.0 - 9.1 m)	P/n: 18116950G	58 - 79	0 0.0	0 0.0	230 7.0	242 7.2	254 7.3	265 7.6	276 7.9
	P/n: 18116955Y	56 - 81	0 7.9	263 8.5	279 8.7	294 8.8	308 8.8	322 8.8	335 8.8
	P/n: 18116960R	51 - 81	291 7.9	311 8.5	330 8.8	347 8.7	364 8.5	381 8.8	396 8.8
	P/n: 18172150	53 - 86	344 8.2	368 8.5	390 9.1	411 9.1	431 9.1	450 8.8	469 8.8
<b>Deflector 15° Purple</b> Radius: (7.3 - 8.8 m)	P/n: 18116950G	79 - 112	140 0.0	149 0.0	158 6.1	167 6.1	175 6.4	183 6.1	190 6.1
	P/n: 18116955Y	79 - 112	161 6.1	175 6.4	182 6.7	192 6.7	202 6.7	211 6.7	219 6.4
	P/n: 18116955Y	86 - 114	203 6.4	216 6.4	230 6.7	242 6.7	254 6.4	265 6.4	276 6.4
	P/n: 18116960R	79 - 107	170 5.5	170 5.5	170 5.5	170 5.5	170 5.5	170 5.5	170 5.5
	P/n: 18172150	86 - 112	227 6.0	227 6.0	227 6.0	227 6.0	227 6.0	227 6.0	227 6.0
<b>Deflector 15° Gold</b> Radius: (7.9 - 9.4 m)	P/n: 18116950G	69 - 127	246 7.9	263 8.5	279 8.5	294 8.7	308 8.8	322 8.8	335 9.1
	P/n: 18116955Y	97 - 124	291 8.5	311 9.1	330 9.1	347 9.3	364 9.4	381 9.4	396 9.4
	P/n: 18116955Y	104 - 135	344 9.4	368 9.4	390 9.4	411 9.3	431 9.1	450 9.1	469 9.1

For complete performance charts, please consult www.rainbird.eu

## XLR Series Water Jets

The World's Most Advanced Long-Range Rotor



### Features

- Constant speed independent of operating pressure and flow rate
- Water deflector distributes water uniformly for entire throw distance
- Barrel and nozzle design optimized to maximize throw
- Nozzle is 54% larger than competition
- Innovative material selection maximizes efficiency of movement
- Full- and part-circle (20-340°) in one unit
- Adjustable trajectory model provides ultimate in adaptability
- Optional Jet-Breaker for improved distribution uniformity
- 9 nozzle options (sold separately)
- Only 2 field serviceable components – built to last reliably
- One-year trade warranty

### Operating Specifications

- Radius: 25.6 – 57.3 m
- Pressure: 2.1 to 8.3 bar
- Flow: 7.9 to 86.1 m<sup>3</sup>/h
- Inlet: 2" NPT, 2" BSP or 2" flange
- Nozzle trajectory: 24° fixed, 44° fixed or adjustable (15° to 45°)
- Nozzles (sold separately):
  - 12 mm
  - 14 mm
  - 16 mm
  - 18 mm
  - 20 mm
  - 22 mm
  - 24 mm
  - 26 mm
  - 28 mm
- Nozzle tool available (sold separately)

### Models

- 2XLR24: 24° fixed trajectory XLR Water Jet
- XLR44: 44° fixed trajectory XLR Water Jet
- XLRADJ: Adjustable trajectory (15 – 45°) XLR Water Jet



XLR24



XLR44



XLRADJ

### How to Specify

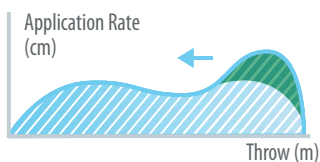
#### XLR 44 – NPT – XLRJETKIT

Model	24: 24° 44: 44° ADJ: Adjustable	Optional Feature* XLRJETKIT: Jet Breaker Kit
Mounting	NPT BSP Blank: Flange	

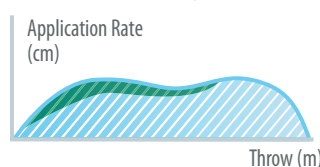
Model  
XLR

\*Order Separately

Low pressure water distribution profile



Improved distribution uniformity with Dynamic Jet-Breaker in low pressure condition and Solid-Set systems



XLR 24 Nozzle Throw Range   Fixed 24° Trajectory																			
Pressure bar	12 mm		14 mm		16 mm		18 mm		20 mm		22 mm		24 mm		26 mm		28 mm		
	Flow l/m	Radius m	Flow l/m	Radius m	Flow l/m	Radius m	Flow l/m	Radius m	Flow l/m	Radius m	Flow l/m	Radius m	Flow l/m	Radius m	Flow l/m	Radius m	Flow l/m	Radius m	
2.0	7.8	24.2	10.6	26.5	13.8	28.9	17.5	29.1	21.7	29.4	26.1	29.8	31.1	30.2	36.7	30.6	42.3	30.9	
2.5	8.7	26.8	11.9	29.0	15.4	31.3	19.5	32.5	24.2	33.8	29.2	34.4	34.7	35.1	41.0	35.8	47.3	36.5	
3.0	9.6	29.4	13.0	31.6	16.9	33.7	21.4	35.9	26.5	38.2	31.9	39.1	38.0	39.9	44.9	41.0	51.8	42.1	
3.5	10.3	31.2	14.1	33.3	18.2	35.5	23.1	37.9	28.7	40.4	34.5	41.6	41.1	42.9	48.5	44.4	56.0	45.9	
4.0	11.1	32.9	15.1	35.1	19.5	37.3	24.7	39.9	30.7	42.5	36.9	44.2	43.9	45.8	51.8	47.8	59.8	49.7	
4.5	11.7	33.9	16.0	36.2	20.7	38.6	26.2	41.2	32.5	43.9	39.1	45.7	46.6	47.6	55.0	49.8	63.5	52.0	
5.0	12.4	34.8	16.8	37.3	21.8	39.8	27.6	42.5	34.3	45.2	41.2	47.3	49.1	49.3	58.0	51.8	66.9	54.3	
5.5	13.0	35.7	17.7	38.4	22.9	41.1	29.0	43.8	35.9	46.5	43.2	48.7	51.5	50.9	60.8	53.5	70.2	56.2	
6.0	13.5	36.6	18.4	39.5	23.9	42.4	30.3	45.0	37.5	47.7	45.2	50.1	53.8	52.5	63.5	55.3	73.3	58.1	
6.5	14.1	37.4	19.2	40.4	24.9	43.3	31.5	46.0	39.1	48.7	47.0	51.2	56.0	53.7	66.1	56.5	76.3	59.3	
7.0	14.6	38.2	19.9	41.2	25.8	44.2	32.7	46.9	40.6	49.7	48.8	52.3	58.1	54.9	68.6	57.7	79.2	60.6	

XLR 44 Nozzle Throw Range / Fixed 44° Trajectory																											
Pressure bar	12 mm			14 mm			16 mm			18 mm			20 mm			22 mm			24 mm			26 mm			28 mm		
	Flow l/m	Radius m	Height m	Flow l/m	Radius m	Height m	Flow l/m	Radius m	Height m	Flow l/m	Radius m	Height m	Flow l/m	Radius m	Height m	Flow l/m	Radius m	Height m	Flow l/m	Radius m	Height m	Flow l/m	Radius m	Height m	Flow l/m	Radius m	Height m
3.0	9.6	26.1	11.9	13.0	28.5	12.1	16.9	31.0	12.3	21.4	33.5	12.5	26.5	35.9	12.7	31.9	37.2	12.9	38.0	38.5	13.1	44.9	39.7	13.3	51.8	41.0	13.4
3.5	10.3	27.7	13.1	14.1	30.3	13.4	18.2	33.0	13.7	23.1	35.6	14.0	28.7	38.2	14.4	34.5	39.7	14.6	41.1	41.1	14.9	48.5	42.6	15.1	56.0	44.0	15.3
4.0	11.1	29.3	14.3	15.1	32.1	14.7	19.5	34.9	15.1	24.7	37.8	15.6	30.7	40.6	16.0	36.9	42.2	16.3	43.9	43.8	16.6	51.8	45.5	17.0	59.8	47.1	17.3
4.5	11.7	30.4	15.1	16.0	33.4	15.6	20.7	36.3	16.1	26.2	39.3	16.7	32.5	42.2	17.2	39.1	43.9	17.6	46.6	45.6	18.1	55.0	47.3	18.5	63.5	49.0	18.9
5.0	12.4	31.5	15.9	16.8	34.6	16.5	21.8	37.7	17.1	27.6	40.8	17.8	34.3	43.9	18.4	41.2	45.7	19.0	49.1	47.4	19.5	58.0	49.2	20.0	66.9	51.0	20.5
5.5	13.0	32.4	16.4	17.7	35.6	17.2	22.9	38.7	17.9	29.0	41.9	18.6	35.9	45.1	19.4	43.2	46.9	20.0	51.5	48.7	20.6	60.8	50.5	21.2	70.2	52.3	21.8
6.0	13.5	33.3	17.0	18.4	36.5	17.8	23.9	39.8	18.7	30.3	43.0	19.5	37.5	46.3	20.3	45.2	48.1	21.0	53.8	50.0	21.7	63.5	51.8	22.3	73.3	53.6	23.0
6.5	14.1	33.9	17.4	19.2	37.2	18.3	24.9	40.5	19.2	31.5	43.8	20.1	39.1	47.1	21.0	47.0	49.0	21.8	56.0	50.9	22.5	66.1	52.7	23.3	76.3	54.6	24.1
7.0	14.6	34.5	17.9	19.9	37.8	18.8	25.8	41.2	19.8	32.7	44.6	20.7	40.6	48.0	21.7	48.8	49.9	22.5	58.1	51.8	23.4	68.6	53.7	24.2	79.2	55.6	25.1
7.5	15.1	34.8	18.1	20.6	38.2	19.1	26.7	41.7	20.2	33.8	45.1	21.2	42.0	48.5	22.2	50.5	50.4	23.1	60.1	52.4	24.0	71.0	54.3	24.9	82.0	56.3	25.8
8.0	15.6	35.2	18.4	21.3	38.7	19.5	27.6	42.1	20.6	34.9	45.5	21.6	43.4	49.0	22.7	52.2	51.0	23.6	62.1	53.0	24.6	73.3	55.0	25.5	84.6	57.0	26.4

The performance data were obtained under ideal testing conditions and may be adversely affected by wind and other factors. Pressure refers to pressure at nozzle. A lowered trajectory angle improves the irrigation efficiency in windy conditions. For every 3° drop of the trajectory angle the throw is reduced by approx. 3 to 4% Radius = radius of throw in feet. Nozzle at 1.5 m above ground level. Height = maximum stream height in meters above nozzle.

**XLR ADJ Nozzle Throw Range | Adjustable Trajectory**

• For every 3° drop of the trajectory angle, the throw is reduced by approximately 3 to 4%. • Use the XLR 24 Nozzle Throw Range Table for your pressure and nozzle diameter.



## TSJ/TSJ-PRS Series

Swing Joints Connect ¾" (1.9 cm) and 1" (2.5 cm) Rotors or Quick Coupler Valves to Lateral Pipes

### Features

- Preassembled units save the contractor time and reduce installation costs
- Excellent structural integrity from the swept elbow design reduces the costs associated with fatigue related failures
- Double O Ring provides extra protection against leaks and keeps threads clean of debris making hand tightening easy
- The TSJ-PRS combines the great flow characteristics of the Rain Bird turf swing joint with an inline pressure regulating outlet elbow for controlling and maintaining constant pressure right at the rotor inlet

### Operating Specifications

- Pressure rating: 21.7 bar at 22.8° C (per ASTM D3139)
- ¾" joint pressure loss: 0.02 bar at 0.4 l/s
- 1" joint pressure loss: 0.1 bar at 1,1 l/s; 0.2 bar at 1.5 l/s
- TSJ-PRS maximum flow: 1.41 l/s

### TSJ-PRS Application Information

- The TSJ-PRS is not recommended for use in systems where the pressure in the lateral lines is equal to or less than the nominal regulation pressure, as the increased pressure drop may adversely affect the performance of such systems
- To reduce the effects of water hammer, Rain Bird recommends flow rates in the supply line not exceed 1.5 m/s. The TSJ-PRS is not intended to function as a water hammer prevention device
- There are no user-serviceable parts inside. The internal spring is under compression. Do not open the PRS unit under any circumstances

### Models

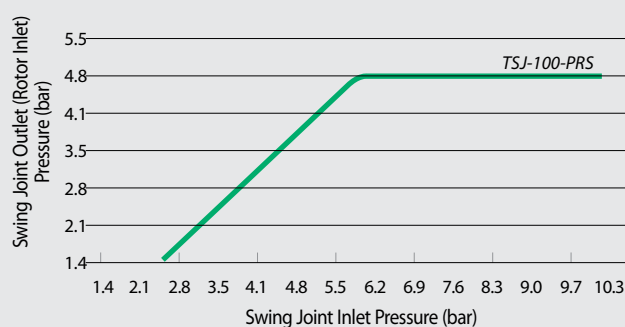
- TSJ-12075: 12" (30.5 cm) long, ¾" (20/27) M x M NPT swing joint
- TSJ-12: 12" (30.5 cm) long, 1" (26/34) M x M NPT swing joint
- TSJ-100-PRS: 1" swing joint with 4.8 bar pressure regulator, 12" (30.5 cm) long, 1" (26/34) M x M NPT inlet and outlet



TSJ-100-PRS

TSJ-12075, TSJ-12

### TSJ-PRS Pressure Regulation



### Swing Joint Specifications

Model Number	Length	Inlet	Outlet	Thread	Pressure Regulation
TSJ-12075	30.5 cm	20/27 M	20/27 M	NPT	n/a
TSJ-12	30.5 cm	26/34 M	26/34 M	NPT	n/a
TSJ-100-PRS	30.5 cm	26/34 M	26/34 M	NPT	4.8 bar





## Valves

Major Products	DV	DVF	HV	HVF	PGA	PEB	PESB	BPES	100 Series	QC
Primary Applications	I/E	I/E	I/E	I/E	I	I/E	I/E	I/E	I/E	
Manual Bleed	I/E	I/E	I/E	I/E	I	I/E	I/E	I/E	I/E	
Flow Control		•		•	•	•	•	•	•	
Bottom Inlet	DV-A				•			•		•
Low Flow	•	•	•	•		•	•			
PRS-Dial Compatible					•	•	•	•		
Dirty Water							•	•	•	
Non-Potable Water					•	•	•	•		•
Sites Requiring Brass								•		•
Sites Requiring Plastic	•	•	•	•	•	•	•		•	
Decoder System Compatible					•	•	•	•	•	

• DV/DVF available in globe, angle, slip x slip, and male x barb configurations. • Flows below 0.68 m<sup>3</sup>/h; 0.19 l/s install 200 mesh filter upstream. • I/E = Internal/External  
 • The PESB-R and EFB-CP are specifically designed with chlorine-resistant components for reclaimed water applications.



### Water Saving Tips

- The PRS-Dial is an excellent means of regulating outlet pressure at the valve regardless of incoming pressure fluctuations. It helps ensure optimal pressure performance at the head.
- Rain Bird valves provide excellent filtration characteristics for maximum reliability in a wide range of environments.
- PESB-R and EFB-CP reclaimed valves provide reliable operation in all water conditions. Valve diaphragms are composed of EPDM, a rubber material which is chlorine and chemical resistant.

## DV / DVF Series

Diaphragm Valve – The Industry Leader for Over 25 Years

### Features

- Double-filtered (diaphragm and solenoid) pilot-flow design for maximum reliability and grit resistance
- Buna-N, balanced pressure diaphragm with self-cleaning 200 micron pilot water filter and captive spring
- Energy-efficient, low-power encapsulated solenoid with captured plunger and 200 micron solenoid filter
- Unique, easy-to-turn pressure assisted flow control mechanism (DVF models only)
- External bleed to manually flush system of dirt and debris during installation and system start-up
- Internal bleed for spray-free manual operation
- Accepts Rain Bird TBOS latching solenoid for use with most battery-operated controllers
- Operates in low-flow and Landscape Drip applications when a 200 mesh filter is installed upstream
- **Not recommended for use with two-wire control systems**

### Specifications

- Pressure: 1,0 to 10,4 bar
- 100-DV Non-Flow Control Model: 0,05 to 9,085 m<sup>3</sup>/h; 0,01 to 2,52 l/s. For flows below 0,68 m<sup>3</sup>/h; 0,19 l/s or any Landscape Drip application, use a 200 mesh filter installed upstream
- 100-DVF Flow Control Model: 0,05 to 9,085 m<sup>3</sup>/h; 0,01 to 2,52 l/s; For flows below 0,68 m<sup>3</sup>/h; 0,19 l/s or any Landscape Drip application, use a 200 mesh filter installed upstream
- Water Temperature: Up to 43° C
- Ambient air temperature: Up to 52° C
- 24 VAC 50/60 Hz (cycles per second) solenoid power requirement: 0.450A inrush current; 0.250A holding current
- Solenoid coil resistance: 38 Ohms

### Dimensions

#### DV Valves

- Height: 11.4 cm
- Length: 11.1 cm
- Length (MB): 14.6 cm
- Width: 8.4 cm

#### DVF Valves

- Height: 14.2 cm
- Length: 11.1 cm
- Length (MM): 14.6 cm
- Width: 8.4 cm



DV and DVF Valve Pressure Loss (bar)		
Flow m <sup>3</sup> /h	l/m	100-DV/100-DVF 1" bar
0.23	4	0.23
0.60	10	0.24
1.20	20	0.26
3.60	60	0.32
4.50	75	0.35
6.00	100	0.41
9.00	150	0.59

100-DV Angle, MxB Valve Pressure Loss (bar)		
Flow m <sup>3</sup> /h	l/m	100-DV/100-DVF 1" bar
0.23	4	0.17
0.60	10	0.19
1.20	20	0.21
3.60	60	0.26
4.50	75	0.30
6.00	100	0.44
9.00	150	0.86

**Note:** DV/DVF Male x barb not recommended for flows exceeding 30 gpm (6.81 m<sup>3</sup>/h, 113.56 l/m)

### Models

Select models shown. Review your regional price list for complete availability.

- 075-DV: ¾" (20/27) female threaded inlet and outlet
- I100-DV: 1" (26/34) BSP female x female\*
- I100-DV-TBOS: 1" (26/34) BSP female x female, TBOS latching solenoid\*
- I100-DV-MM: 1" (26/34) male x male\*
- 100-DV-MM-9V: 1" (26/34) male x male, latching solenoid\*
- I100-DVF: 1" (26/34) BSP female x female\*

\* Available with NPT threads

### Recommendations

1. Rain Bird recommends flow rates that result in discharge velocities in the supply line not to exceed 2.3 m/s in order to reduce the effects of water hammer.
2. Rain Bird residential valves cannot be used with PRS pressure regulating modules.
3. **Not recommended for use with two-wire systems.**

### How to Specify

#### I100 - DV - MM

Optional Configuration  
MM: Male x Male  
MM-9V: Male x Male, latching solenoid  
TBOS: TBOS latching solenoid

Model  
DV: Remote Control Valve  
DVF: Remote Control Valve with Flow Control

Size  
I100: 1" (26/34)

This specifies an I100-DV valve; 1" (26/34) male x male.  
**Note:** For non-U.S. applications it is necessary to specify NPT or BSP thread type (1" only).

## HV Series

High Value Valve. High Performance. Big Savings.

### Features

- Patented, eccentric, balanced pressure, Buna-N diaphragm with self-cleaning 200 micron pilot water filter and captured stainless steel spring – Eccentric design provides smoother closing, less water hammer
- Only four durable, captured multi-drive bonnet screws that come out with half the number of turns for fast and easy servicing – at least twice as fast as the competition
- Glass-filled polypropylene body for strength (slip by slip model bodies are PVC)
- All popular model configurations available
- Compact design, 6.5 cm spin radius for tight installations
- Reverse flow, normally closed design
- External bleed to manually flush system of dirt and debris during installation and system start-up
- Internal bleed for spray-free manual operation
- Operates in low-flow and Landscape Drip applications when a 74 micron filter is installed upstream

### Specifications

- Pressure: 1,0 to 10,3 bar
- Flow: 0,05 to 6,82 m<sup>3</sup>/h; 0,01 to 1,89 l/s; for flows below 0,68 m<sup>3</sup>/h; 0,19 l/s or any Landscape Drip application, use a 200 mesh filter installed upstream
- Operating Temperatures: Water temperature up to 43° C; ambient temperature up to 52° C
- 24 VAC 50/60 Hz (cycles/sec.) solenoid
- Inrush current: 0.290A at 60 Hz
- Holding current: 0.091A at 60 Hz
- Solenoid Coil resistance: 70-85 Ohms (4.4° C - 43° C)



100HV



100HVF

### HV Valve Pressure Loss (psi)

Flow m <sup>3</sup> /h	l/s	1" HV bar	1" HV-MM bar
0.25	0.06	0.11	0.12
0.75	0.21	0.14	0.14
1.00	0.28	0.16	0.16
2.00	0.56	0.23	0.19
5.00	1.39	0.32	0.31
7.50	2.08	0.42	0.54
9.10	2.52	0.57	0.94

\* Rain Bird recommends flow rates in the supply line not to exceed 2.3 m/s in order to reduce the effects of water hammer

### Dimensions

- Height: 11.7 cm
- Height (F): 14.3 cm
- Height (MM): 11.4 cm
- Length: 11.2 cm
- Length (MM): 14.4 cm
- Width: 7.9 cm

### Models

Select models shown. Review your regional price list for complete availability.

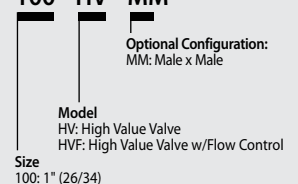
- I100-HV-BSP: 1" (26/34) BSP female x female
- I100 HVF-BSP: 1" (26/34) BSP female x female
- I100 HV-MM: 1" (26/34) male x male

### Recommendations

1. Rain Bird recommends flow rates that result in discharge velocities in the supply line not to exceed 2.3 m/s in order to reduce the effects of water hammer.
2. Rain Bird residential valves cannot be used with PRS pressure regulating modules.
3. **Not recommended for use with two-wire systems.**

### How to Specify

100 - HV - MM




Note: For non-U.S. applications it is necessary to specify NPT or BSP thread type (1" only)

## PGA Series

Plastic Globe and Angle Valves. The Toughest, Most Reliable Valves In their Class

### Features

- Water-tight seal between the body and bonnet for maximum confidence, even in the most extreme conditions
- Robust construction and electrical design for quiet performance you can count on
- Filtered pilot flow to resist debris and clogging
- Slow closing to prevent water hammer and subsequent system damage
- Normally closed, forward flow design Accepts latching solenoid for use with Rain Bird battery-operated controllers
- Multi-drive screws (Phillips, flathead, hexagonal) for easy maintenance\*
- Manual internal bleed operates the valve without allowing water into the valve box. This allows the pressure regulator to be adjusted without turning the valve on at the controller
- One-piece solenoid design with captured plunger and spring for easy servicing. Prevents loss of parts during field service
- Three-year trade warranty
- Accommodates optional, field-installed PRS-D pressure regulating dial to ensure optimum sprinkler performance
- Accepts latching solenoid for use with Rain Bird battery-operated controllers



PGA Cutaway



150-PGA



### Extreme Durability

The PGA valve maintains a strong, worry-free seal between the body and bonnet, no matter the conditions. PGA valves were exposed to extreme temperature swings and intense pressures. The result—zero leaks.\*



### Pressure-Resistant Seal

The PGA valve's body-to-bonnet seal is built to overcome the intense water pressure typical of many commercial sites. Faced with repeated pressure surges well into the triple digits, our valves outlasted the nearest competitor more than 2 1/2 times to 1.\*

\* Based on 2013 testing conducted at Rain Bird's Product Research Facility in Tucson, AZ.

### How to Specify

#### 100 - PGA - PRS-D

Size	Model	Optional Feature
100: 1" (26/34)	PGA	PRS-Dial: pressure regulating module (must be ordered separately)
150: 1½" (40/49)		
200: 2" (50/60)		

Note: Valve and PRS-Dial module must be ordered separately. For non-U.S. applications, it is necessary to specify NPT or BSP thread type.



**Options**

- Accommodates optional, field installed PRS-D pressure regulating module to ensure optimum sprinkler performance
- Accepts latching solenoid for use with Rain Bird battery-operated controllers up to 10.35 bar
- Compatible with ESP-LXD decoders

**Specifications**

- Pressure: 1.04 to 10.4 bar
- Flow without PRS-D option: 0.45 to 34.05 m<sup>3</sup>/h; 7.8 to 568 l/m
- Flow with PRS-D option: 1.14 to 34.05 m<sup>3</sup>/h; 19.2 to 568 l/m
- Water temperature: Up to 43° C - refer to chart
- Ambient temperature: Up to 52° C
- 24VAC 50/60Hz (cycles/sec) solenoid power requirement
- Inrush current: 0.41A (9.9VA) at 60Hz
- Holding current: 0.14A (3.43VA) at 60Hz
- Solenoid coil resistance: 30-39 Ohms, nominal

**Dimensions**

Model	Height	Length	Width
• 100-PGA	18.4 cm	14.0 cm	8.3 cm
• 150-PGA	20.3 cm	17.2 cm	8.9 cm
• 200-PGA	25.4 cm	19.7 cm	12.7 cm

*Note: PRS-Dial adds 5.1 cm to valve height*

**Models**

- 100-PGA: 1" (26/34)
- 100-PGA-9V: 1" (26/34)
- 150-PGA: 1 ½" (40/49)
- 150-PGA-9V: 1 ½" (40/49)
- 200-PGA: 2" (50/60)
- 200-PGA-9V: 2" (50/60)

*BSP threads available; specify when ordering*

**Recommendations**

1. Rain Bird recommends flow rates in the supply line not to exceed 2.29 m/s in order to reduce the effects of water hammer
2. For flows below 1.14 m<sup>3</sup>/h; 19.2 l/m, Rain Bird recommends use of upstream filtration to prevent debris from collecting below the diaphragm
3. For flows below 2.27 m<sup>3</sup>/h; 37.8 l/m Rain Bird recommends the flow control stem be turned down two full turns from the fully open position

PGA Series Valve Pressure Loss (psi)							
Flow m <sup>3</sup> /h	Flow l/m	100- PGA	100- PGA	150- PGA	150- PGA	200- PGA	200- PGA
		Globe 2.5cm	Angle 2.5cm	Globe 3.8cm	Angle 3.8cm	Globe 5.1cm	Angle 5.1cm
0.5	7.6	0.35	0.30	-	-	-	-
1.2	20	0.38	0.35	-	-	-	-
3	50	0.41	0.38	-	-	-	-
6	100	0.43	0.38	0.10	0.07	-	-
9	150	0.48	0.51	0.22	0.14	0.08	0.07
12	200	-	-	0.38	0.23	0.12	0.07
15	250	-	-	0.61	0.36	0.17	0.10
18	300	-	-	0.86	0.51	0.24	0.13
21	350	-	-	1.16	0.70	0.33	0.18
24	400	-	-	-	-	0.43	0.23
27	450	-	-	-	-	0.54	0.30
30	500	-	-	-	-	0.66	0.36
34	568	-	-	-	-	0.83	0.45

PGA Series Valve Pressure Loss (bar)	
Water Temperature	Continuous Pressure
23° C	10.4 bar
27° C	9.1 bar
32° C	7.7 bar
38° C	6.4 bar
43° C	5.2 bar

## PEB / PESB Series

Best-in-class Professional Series Plastic Irrigation Valves

### Features

- Durable glass-filled nylon construction with fabric-reinforced rubber diaphragm for long life and reliable performance
- Globe configuration
- Normally closed, forward flow design
- Slow closing to prevent water hammer and subsequent system damage
- Low flow capability for a wide range of applications
- One-piece solenoid design with captured plunger and spring for easy servicing. Prevents loss of parts during field service
- Flow control handle adjusts water flows as needed
- Manual internal bleed manually operates the valve without allowing water into the valve box; allows pressure regulator to be adjusted without turning the valve on at the controller first
- Manual external bleed permits flushing debris from the system. Recommended for system start up and after repairs
- Stainless steel studs molded into the body. Bonnet can be attached and removed more easily and more often without damaging threads
- Nylon scrubber scrapes a stainless steel screen to clean and break down grit and plant material. Prevents debris build-up and clogging (PESB Series only)
- Five-year trade warranty

### Options

- Accommodates optional, field installed PRS-D pressure regulating module to ensure optimum sprinkler performance
- Accepts latching solenoid for use with Rain Bird battery-operated controllers up to 10,35 bar
- Compatible with ESP-LXD decoders
- Optional purple flow control handle for non-potable water applications PEB-NP-HAN1 (1"); PEB-NP-HAN2 (1 1/2" and 2")

### Specifications

- Pressure: 1.4 to 13.8 bar
- Flow without PRS-D option: 0.06 to 45 m<sup>3</sup>/h; 0.02 to 12.60 l/s
- Flow with PRS-D option: 1.14 to 45 m<sup>3</sup>/h; 0.32 to 12.60 l/s
- Temperature: Up to 66° C
- 24VAC 50/60Hz (cycles/sec) solenoid power requirement
- Inrush current: 0.41A (9.9VA) at 60Hz
- Holding current: 0.14A (3.43VA) at 60Hz
- Solenoid coil resistance: 30-39 Ohms, nominal

### Dimensions

Model	Height	Length	Width
• 100-PEB and 100-PESB:	16.5 cm	10.2 cm	10.2 cm
• 150-PEB and 150-PESB:	20.3 cm	15.2 cm	15.2 cm
• 200-PEB and 200-PESB:	20.3 cm	15.2 cm	15.2 cm

**Note:** The PRS-Dial option adds 5.1 cm to valve height

### PEB and PESB Series Valve Pressure Loss (bar)

Flow m <sup>3</sup> /h	Flow l/m	100-PEB 2.5cm	150-PEB 3.8cm	200-PEB 5.1cm
0.06	1	0.06	-	-
0.3	5	0.09	-	-
0.6	10	0.10	-	-
1.2	20	0.12	-	-
3	50	0.15	-	-
6	100	0.32	0.26	-
9	150	0.68	0.24	-
12	200	-	0.26	0.33
15	250	-	0.33	0.32
18	300	-	0.42	0.32
21	350	-	0.57	0.34
24	400	-	0.74	0.41
27	450	-	0.92	0.51
30	500	-	1.14	0.64
33	550	-	1.38	0.77
36	600	-	-	0.90
39	650	-	-	1.04
42	700	-	-	1.18
45	757	-	-	1.34

### Notes

1. Loss values are with flow control fully open
2. PRS-Dial recommended for use in shaded area only

### Models

- 100-PEB and 100-PESB: 1" (26/34)
- 150-PEB and 150-PESB: 1½" (40/49)
- 200-PEB and 200-PESB: 2" (50/60)

BSP threads available; specify when ordering

### Recommendations

1. Rain Bird recommends flow rates in the supply line not to exceed 2.29 m/s in order to reduce the effects of water hammer
2. For flows below 1.14 m<sup>3</sup>/h; 19.2 l/m, Rain Bird recommends use of upstream filtration to prevent debris from collecting below the diaphragm
3. For flows below 2.27 m<sup>3</sup>/h; 37.8 l/m Rain Bird recommends the flow control stem be turned down two full turns from the fully open position
4. For PRS-Dial applications, Rain Bird recommends the installation of a pressure-regulating master valve or inline pressure regulator when the inlet pressure exceeds 6.9 bar



PEB Cutaway



150-PEB



150-PESB

### How to Specify

#### 100 - PEB - PRS-D

Size	Model PEB	Optional Feature
100: 1" (26/34)		PRS-Dial: pressure regulating module (must be ordered separately)
150: 1½" (40/49)		
200: 2" (50/60)		

**Note:** Valve and PRS-Dial module must be ordered separately. For non-U.S. applications, it is necessary to specify NPT or BSP thread type.

## 300-BPES Brass Valves

3" Brass Master Valve - Globe and angle configuration

### Features

- Unique hybrid construction featuring durable red brass body and glass-filled nylon bonnet for long life at a value price
- Normally closed, forward flow design
- Slow closing to prevent water hammer and subsequent system damage
- Robust solenoid provides dependable performance even during constant operation
- Flow control handle adjusts water flows as needed and incorporates a brass thread insert for longer life
- Manual internal bleed operates the valve without allowing water into the valve box. Allows pressure regulator adjustment without turning the valve on at the controller
- Manual external bleed permits flushing debris from the system. Recommended for system start up and repairs
- Highly efficient operation with extremely low pressure loss
- Patented nylon scrubber scrapes a stainless steel screen to clean and break down grit and plant material. Prevents debris build-up and clogging
- Three-year trade warranty

### Options

- Accommodates field-installed PRS-D pressure regulating module to ensure optimum sprinkler performance
- Purple flow control handle for non-potable water applications (BPE-NP-HAN)
- Latching solenoid for use with Rain Bird battery-operated controllers up to 10.4 bar

### Specifications

- Pressure: 1.4 to 13.8 bar
- Flow with/without PRS-D option: 13.6 to 68.1 m<sup>3</sup>/h; 3.78 to 18.90 l/s
- Temperature: up to 60° C
- Power: 24 VAC 50/60 Hz (cycles per second) solenoid
- Inrush current: 0.41 A (9.8 VA) at 60Hz
- Holding current: 0.28 A (6.7 VA) at 60Hz
- Coil resistance: 28 Ohms, nominal

### Dimensions

Model	Height	Length	Width
• 300	34.61 cm	20.32 cm	17.78 cm

### Models

- 300-BPES: 3" (80/90)

BSP threads available; specify when ordering

### Recommendations

1. Rain Bird recommends flow rates in the supply line not to exceed 2.29 m/s in order to reduce the effects of water hammer.
2. For flows below 1.14 m<sup>3</sup>/h; 19.2 l/m, Rain Bird recommends use of upstream filtration to prevent debris from collecting below the diaphragm.
3. For flows below 2.27 m<sup>3</sup>/h; 37.8 l/m Rain Bird recommends the flow control stem be turned down two full turns from the fully open position.

### BPES 3" Valve Pressure Loss (bar)

Flow m <sup>3</sup> /h	l/s	Globe	Angle
13.6	227	0.46	0.47
24	400	0.19	0.21
36	600	0.14	0.14
48	800	0.21	0.19
60	1000	0.29	0.26
68	1136	0.34	0.31

### Notes

1. Loss values are with flow control fully open
2. PRS-Dial module recommended for all flow rates



300-BPES



BPES Cutaway

### How to Specify

#### 300 - BPES - PRS-D

Size 3" (80/90)	Model BPES	Optional Feature PRS-Dial: pressure regulating module (must be ordered separately)
--------------------	---------------	---

Note: Valve and PRS-Dial module must be ordered separately. For non-U.S. applications, it is necessary to specify NPT or BSP thread type.

## 100 Series

High Performance Plastic Hydraulic Control Valves with Solenoid control

### Features

#### Ease of Service

- Simple design with few parts guarantees easy in-line inspection and service
- Designed for vertical or horizontal installation
- Compatible with decoder controllers

#### Versatility

- Ultra-high flow capacity with a minimal pressure loss
- Requires low actuation pressure

#### Reliability

- Combines simple and reliable construction with superior performance.
- Durable industrial grade valve design and construction uses glass-filled Nylon material to meet rough service conditions
- Articulated flange connections isolate the valve from line bending and pressure stresses

#### Specifications

- Flow rate : from 10 to 80 m<sup>3</sup>/h
- Operating pressure range :: 0,7 to 10 bar
- Temperature: up to 60°C

#### Electrical Specifications

- Solenoid: 24 VAC - 50 Hz
- Inrush current: 0.30 A (7.2 VA)
- Holding current: 0.19 A (4.6 VA)

#### Model

- BER310023: 3" BSP female threaded with DN 80 flange (inlet / outlet)

#### Accessories

- WC Connectors

### 100 Series Dimensions and Weights

Sizes DN	80	
Pattern	Y	Y
End Connections	Threaded 3" BSP	Universal Flange Metal
L (mm)	298	308
H (mm)	226	286
h (mm)	50	100
W (mm)	190	100
Weight (kg)	1.6	4.4

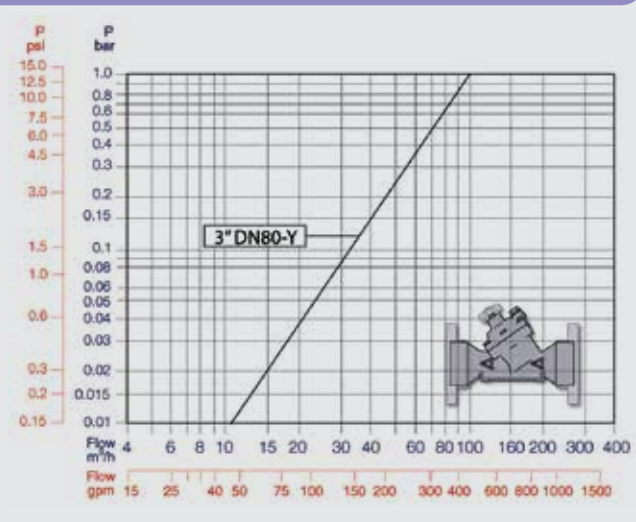


100 Series



Exploded View

### 100 Series Flow Chart





## PVC MANIFOLD SYSTEM

Complete Male and Female Manifold System

### Features

- Telescoping Manifold System allows valve replacement (with different lay lengths) without any cutting or adding new parts
- Big O-Rings to insure no leaking
- Parts are all hand tightened
- Female valve connectors connect directly to male valves without the need for an adapter
- Male Valve Connectors connect directly to female valves without the need for a coupling
- No Teflon® tape needed for assembly

### Specifications

- Operating Pressure: 10,5 bar

### Models

#### RB 1300 Series - Male Valve Connectors

- RB1301-010: Union Tee 1" F X 1" M Swivel X 1" M
- RB1301-210: 1" F X 2 outlets 1" M Swivel X 1" M
- RB1303-010: Tee double Swivel 2 outlets 1" M Swivel X 1" F
- RB1306-010: Union Elbow 1" M X 1" M Swivel
- RB1312-010: Union Elbow 1" F X 1" M Swivel
- RB1320-010: Union Cross 1" F X 2 outlets 1" M Swivel X 1" M
- RB1330-010: Union Coupling 1" F X 1" F
- RB1330-131: Union Coupling 1" F X 3/4" F
- RB1348-010: Cap 1" F
- RB1301-310: 3 outlet manifold 1" F X 3 outlets 1" M Swivel X 1" M
- RB1301-410: 4 outlet manifold 1" F X 4 outlets 1" M Swivel X 1" M

#### RB 1200 Series - Female Valve Connectors

- RB1201-010: Union Tee 1" F X 1" F Swivel X 1" M
- RB1201-210: 1" F X 2 outlets 1" F Swivel X 1" M
- RB1203-010: Tee double Swivel 2 outlets 1" F Swivel X 1" F
- RB1206-010: Union Elbow 1" M X 1" F Swivel
- RB1212-010: Union Elbow 1" F X 1" F Swivel
- RB1220-010: Union Cross 1" F X 1" F Swivel X 1" F Swivel X 1" M
- RB1234-010: 1" Euro adapter
- RB1201-310: 3 outlet manifold M 1" F X 3 outlets 1" F Swivel X 1" M
- RB1201-410: 4 outlet manifold M 1" F X 4 outlets 1" F Swivel X 1" M
- RB1239-131: Adapter 1" M X 3/4" F
- RB1282-010: Adapter 1" M X 1" M
- RB1282-131: Adapter 1" M X 3/4" M



## MTT-100

Manifold Tee For Electric Valves

### Application

- Manifold tee used to build a valve manifold for 1" (26/34) BSP female threaded valves

### Features

- No tools required
- O-Ring permits watertight connection between tees (no Teflon required)
- Properly spaces valves
- Used to form a valve manifold to accommodate any desired number of valves (1 MTT-100 per electric valve)

### Specifications

- Pressure: up to 10 bars
- 1" male x 1" (26/34) male (with O-ring) x 1" (26/34) female BSP

### Dimensions

- Length: 12 cm

### Model

- MTT-100



## PRS-Dial

Pressure Regulating Module

### Features

- The PRS-Dial is an excellent means of regulating outlet pressure at the valve regardless of incoming pressure fluctuations. The visible scale makes adjustment quick and easy. The regulator fits all Rain Bird PGA, PEB, PESB, PESB-R, EFB-CP, and BPES series valves
- Regulates and maintains constant outlet pressure between 1.04 to 6.9 bar within  $\pm 0.21$  bar
- Adjustment knob with detents permits fine-tune setting in 0.02 bar increments. Dial cartridge makes installation and adjustment quick, easy and accurate. Improved spike reduction capabilities reduce water hammer
- Ergonomic design with snap-tight cover to prevent vandalism
- Waterproof dial cartridge eliminates fogging and binding
- Dial cartridge retrofits into all existing PRS-D units
- Schrader valve connects pressure hose gauge, ordered separately
- Easy field installation. PRS-Dial threads underneath the solenoid and adapter
- Corrosion-resistant glass-filled nylon for rugged performance

### Operating Range

- Pressure: Up to 6.9 bar\*
- Regulation: 1.04 to 6.9 bar
- Flow: Refer to chart

\* While the PRS-Dial unit can withstand pressures up to 13.8 bar, accurate pressure regulation can be maintained only up to 6.9 bar

### Model

- PRS-D

### Application Information

- Proper operation requires inlet pressure to be a minimum of 1.04 bar higher than desired outlet pressure
- For areas with very high pressure or uneven terrain, install sprinklers with PRS pressure regulating stems and/or SAM check valves
- When inlet pressure exceeds 6.9 bar, a pressure regulating master valve or inline pressure regulator is required
- Rain Bird does not recommend using the pressure regulating module for applications outside the recommended flow ranges
- To reduce the effects of water hammer, Rain Bird recommends flow rates in the supply line not to exceed 2.29 m/s
- For flows below 2.27 m<sup>3</sup>/h; 37.8 l/m, Rain Bird recommends the flow control stem be turned down two full turns from the fully open position

† Note: Valve and PRS-Dial module must be ordered separately.

Valve Flow Ranges*		
Model	m <sup>3</sup> /h	l/m
100-PGA	1.14-9.08	19.2-151
150-PGA	6.81-22.70	113-378
200-PGA	9.08-34.05	151-568
100-PEB	1.14-11.35	19.2-189
150-PEB	4.54-34.05	76-568
200-PEB	17.03-45.40	284-757
100-PESB/PESB-R	1.14-11.35	19.2-189
150-PESB/PESB-R	4.54-34.05	76-568
200-PESB/PESB-R	17.03-45.40	284-757
100-EFB-CP	1.14-11.35	19.2-189
125-EFB-CP	4.54-18.16	76-302
150-EFB-CP	4.54-31.78	76-529
200-EFB-CP	4.54-45.40	76-757
300-BPES	13.62-68.10	227-1136

\* These are the valve flow ranges. The PRS-Dial regulates only up to 6.9 bar



150-PEB with PRS-Dial Installation†



300-BPES with PRS-Dial Installation†

### RC Series: 5LRC

Brass Quick-Coupling Valves and Keys

#### Applications

Quick-Coupling valves provide underground water supply outlets for installations ranging from residential lawns to city parks. They are installed flush to grade and are used in conjunction with above grade sprinklers or hose.

#### Features

- Brass construction
- Key is inserted into top of the valve. A turn of the key opens the valve and releases the water. Remove the key to close the valve
- Thermoplastic cover for durability
- Stainless steel internal valve spring prevents leakage

#### Specifications

- 5LRC
- Flow: 7.0 to 16.0 m<sup>3</sup>/h
- Pressure: 0.4 to 8.6 bar

#### Quick-Coupling Valves Pressure Loss (bar)

Flow (m <sup>3</sup> /h)	5LRC
7.0	0.30 bar
8.0	0.40 bar
9.0	0.50 bar
10.0	0.61 bar
12.0	0.85 bar
14.0	1.15 bar
16.0	1.48 bar

#### Dimensions

- 5LRC - Height: 14.0 cm

#### Models

- 33DK: Valve key 3/4" (20/27) male and 1/2" (15/21) female threads
- 5LRC: 1" (26/34) BSP female threaded inlet with locking rubber cover
- 55K-1: Valve key 1" (26/34) BSP male threads



5LRC

### SH Series: SHO and SH2BSP

Brass Swivel Hose Ell

#### Applications

The SHO/SH2BSP are connected to the 33DK/55K-1 Quick-Coupling Valve keys. Hose can be pulled in any direction - full 360° swivel - without kinking.

#### Features

- Brass construction
- O-Ring seal
- Used in conjunction with the 33DK/55K-1 keys

#### Specifications

##### SHO

- Female threaded inlet: 3/4" (20/27)
- Male threaded outlet: 3/4" (20/27)

##### SH2BSP

- Female threaded inlet: 1" (26/34)
- Male threaded outlet: 1" (26/34)

#### Models

- SHO: Swivel Hose Ell 3/4" (20/27)
- SH2BSP: Swivel Hose Ell 1" (26/34)



SHO

### P-33 Series: P-33 / P-33DK / PSH-0

Plastic Quick-Coupling Valve and Key / Plastic Swivel Hose Ell

#### Applications

- These Quick-Coupling Valves permit easy access to water from an underground piping system and can be used in conjunction with hose for manual irrigation or cleaning driveways, sidewalks, etc.
- The PSH-0 Swivel Hose Ell attaches hose to the P-33DK key and allows hose to be pulled in any direction - a full 360° swivel - to avoid hose kinking.

#### Features

- Used in conjunction with P-33DK "turn and lock" key with ribbed grip
- Delrin™ valve cage
- 2-piece valve body design. 1-piece key
- Stainless steel spring
- Cover snaps on valve body to keep out debris
- Impact resistant plastic with UV-inhibitors
- O-Ring seal
- Used in conjunction with P-33DK Key



P-33

P-33DK

#### P-33 Series Quick-Coupling Valves Pressure Loss (bar)

Flow (m <sup>3</sup> /h)	P-33
2.5	< 0.1
3.0	-0.13
3.5	-0.18
4.0	-0.23
4.5	-0.29
5.0	-0.35

#### Specifications

- Maximum operating pressure: 6.2 bars
- Valve: 3/4" (20/27) male threaded inlet
- Key: 3/4" (20/27) male threaded outlet
- 3/4" (20/27) female threaded inlet; 3/4" (20/27) male threaded outlet

#### Dimensions

- Height P-33 Quick Coupling Valve: 13.8 cm
- Height P-33DK Key: 18.0 cm

#### Models

- P-33: Quick Coupling Valve
- P-33DK: Valve Key for P-33
- PSH-0



PSH-0

## VBA-Series

Polypro Valve Boxes - Valve Boxes with the Best Value for Money.

### Applications

Rectangular and round valve boxes made of plastic permit easy access to electric and manual valves and other equipment used in automatic irrigation installations. These valve boxes are highly recommended for residential systems

### Features

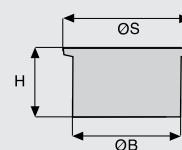
- Boxes made of black polypropylene. Green cover made of same material
- Cover included (except extensions)
- Extensions available for models VBA02674 and VBA02675
- Aesthetic, lightweight, and nest within each other to reduce freight costs
- Lockable cover
- Exclusive T-COVER
- Easy to identify : Molded model number and Rain Bird marking
- Easy to open : Built-in hole and built-in notch for 2 in 1 lifting key
- Pre-cut pipe inlets and outlets. No tools required

### Models

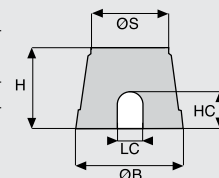
Select models shown (see table below). Review your regional price list for complete availability.

### Dimensions

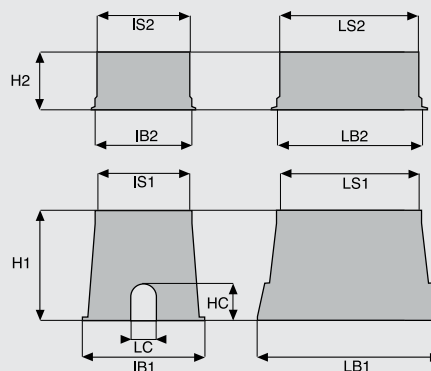
Round valve boxes	VBA17186
ØS Diameter	210 mm
ØB Diameter	180 mm
H Height	120 mm



Round valve boxes	VBA02672	VBA02673
ØS Diameter	160 mm	242 mm
ØB Diameter	200 mm	335 mm
H Height	236.5 mm	255 mm
LC Slots for pipe (Width)	67 mm	52 mm
HC Slots for pipe (Height)	64 mm	89 mm



Extensions	VBA02676	VBA07777
LS2 Length	382 mm	530 mm
IS2 Width	255 mm	380 mm
H2 Height	180 mm	190 mm
LB2 Length	394 mm	550 mm
IB2 Width	266 mm	380 mm
Rectangular valve boxes	VBA02674	VBA02675
LS1 Length	386 mm	545 mm
IS1 Width	267 mm	380 mm
H1 Height	305 mm	305 mm
LB1 Length	505 mm	630 mm
IB1 Width	370 mm	480 mm
LC Slots for pipe (Width)	70 mm	80 mm
HC Slots for pipe (Height)	105 mm	105 mm



Round irrigation hydrant	7 Inch Round Valve Box	10 Inch Round Valve Box	Standard Extension	Jumbo Extension	Standard Valve Box	Jumbo Valve Box
<b>ADDITIONAL FEATURES</b>						
<ul style="list-style-type: none"> <li>• Boxes made of black polypropylene. Green cover made of same material</li> <li>• Aesthetic, lightweight, and nest within each other to reduce freight costs</li> <li>• Round irrigation hydrant with built-in ¾" (20/27) valve</li> </ul>	<ul style="list-style-type: none"> <li>• Boxes made of black polypropylene. Green cover made of same material</li> <li>• Cover included</li> <li>• Aesthetic, lightweight, and nest within each other to reduce freight costs</li> </ul>	<ul style="list-style-type: none"> <li>• Boxes made of black polypropylene. Green cover made of same material</li> <li>• Cover included</li> <li>• Aesthetic, lightweight, and nest within each other to reduce freight costs</li> </ul>	<ul style="list-style-type: none"> <li>• Extensions available for models VBA02674</li> <li>• Aesthetic, lightweight, and nest within each other to reduce freight costs</li> </ul>	<ul style="list-style-type: none"> <li>• Extensions available for models VBA02675</li> <li>• Aesthetic, lightweight, and nest within each other to reduce freight costs</li> </ul>	<ul style="list-style-type: none"> <li>• Boxes made of black polypropylene Green cover made of same material</li> <li>• Cover included</li> <li>• Extensions available</li> <li>• Aesthetic, lightweight, and nest within each other to reduce freight costs</li> <li>• Lockable cover</li> <li>• Exclusive T-COVER:                             <ul style="list-style-type: none"> <li>- Easy to identify : Molded model number and Rain Bird Marking</li> <li>- Easy to open : Built-in hole and Built-in notch for 2 in 1 lifting key</li> </ul> </li> <li>• Pre-cut pipe inlets and outlets : No tools required</li> </ul>	<ul style="list-style-type: none"> <li>• Boxes made of black polypropylene Green cover made of same material</li> <li>• Cover included</li> <li>• Extensions available</li> <li>• Aesthetic, lightweight, and nest within each other to reduce freight costs</li> <li>• Lockable cover</li> <li>• Exclusive T-COVER:                             <ul style="list-style-type: none"> <li>- Easy to identify : Molded model number and Rain Bird Marking</li> <li>- Easy to open : Built-in hole and Built-in notch for 2 in 1 lifting key</li> </ul> </li> <li>• Pre-cut pipe inlets and outlets : No tools required</li> </ul>
<b>MODELS</b>						
<ul style="list-style-type: none"> <li>• VBA17186: Round irrigation hydrant with built-in ¾" (20/27) valve</li> </ul>	<ul style="list-style-type: none"> <li>• VBA02672: Round valve box with bayonet-type cover</li> </ul>	<ul style="list-style-type: none"> <li>• VBA02673: Round valve box with clip-on cover</li> </ul>	<ul style="list-style-type: none"> <li>• VBA02676: Extension for model VBA02674 (less cover)</li> </ul>	<ul style="list-style-type: none"> <li>• VBA07777: Extension for model VBA02675 (less cover)</li> </ul>	<ul style="list-style-type: none"> <li>• VBA02674 : Rectangular valve boxes with bolt lock cover</li> <li>• VBA02674C: Cover for valve box model VBA02674 and for extension VBA02676</li> </ul>	<ul style="list-style-type: none"> <li>• VBA02675: Rectangular valve boxes with bolt lock cover</li> <li>• VBA02675C: Cover for valve box model</li> <li>• VBA02675 and for extension VBA07777</li> </ul>



## VB Series Valve Boxes

Commercial grade boxes that are loaded with a rich set of industry-leading features

### Features

- **Strength and Stability** – Multiple sizes and shapes are designed with corrugated sides and wide flange bases for maximum durability, compression strength, and stability
- **Smart Lid Design** – Designed with no holes to keep out pests, beveled edges to minimize damage potential from turf equipment, and for easy hand and shovel access
- **Flexible Installations** – Interlocking stacking capabilities, extension models and pipe hole knockouts support deeper and flexible installations
- **Environmentally Friendly** – Earth-friendly, LEED-compliant material made of 100% recycled materials (black boxes and black lids only)

### Models

Select models shown (see table below). Review your regional price list for complete availability.



7 Inch Round Valve Box	10 Inch Round Valve Box	Standard Valve Box	Standard Extension	Jumbo Valve Box	Jumbo Extension	Super Jumbo Valve Box	Maxi Jumbo Valve Box
<b>SIZE</b>							
Bottom Diameter: 25.1 cm Height: 22.9 cm	Bottom Diameter: 34.9 cm Height: 25.4 cm	Length: 55.4 cm Width: 42.2 cm Height: 30.5 cm	Length: 50.8 cm Width: 37.5 cm Height: 17.1 cm	Length: 66.8 cm Width: 50.3 cm Height: 30.7 cm	Length: 62.0 cm Width: 45.5 cm Height: 17.1 cm	Length: 84.1 cm Width: 60.5 cm Height: 38.1 cm	Length: 102.4 cm Width: 68.8 cm Height: 45.7 cm
<b>ADDITIONAL FEATURES</b>							
<ul style="list-style-type: none"> <li>• Easily removable knock-outs simplify pipe placement and reduce installation time</li> <li>• Four equally spaced knock-outs accommodate up to 5.0 cm diameter pipe</li> </ul>	<ul style="list-style-type: none"> <li>• Easily removable knock-outs simplify pipe placement and reduce installation time</li> <li>• Four equally spaced knock-outs accommodate up to 5.0 cm diameter pipe</li> </ul>	<ul style="list-style-type: none"> <li>• Two large center knock-outs accommodate up to 8.9 cm diameter pipe and eleven knock-outs accommodate up to 5.0 cm diameter pipe</li> </ul>	<ul style="list-style-type: none"> <li>• Extension models support deeper and more flexible installations</li> </ul>	<ul style="list-style-type: none"> <li>• Easily removable knock-outs simplify pipe placement and reduce installation time</li> <li>• Two large center knock-outs accommodate up to 8.9 cm diameter pipe. (Extensions do not have knock-outs)</li> </ul>	<ul style="list-style-type: none"> <li>• Extension models support deeper and more flexible installations</li> </ul>	<ul style="list-style-type: none"> <li>• Easily removable knock-outs simplify pipe placement and reduce installation time</li> <li>• Thirteen large knock-outs accommodate up to 8.9 cm diameter pipe</li> </ul>	<ul style="list-style-type: none"> <li>• Easily removable knock-outs simplify pipe placement and reduce installation time. Six large knock-outs on the ends accommodate up to 12.7 cm diameter pipe and 12 knock-outs on the sides accommodate up to 7.6 cm diameter pipe</li> </ul>
<b>MODELS</b>							
<ul style="list-style-type: none"> <li>• VB7RND: 7" Round Body &amp; Green Lid</li> </ul>	<ul style="list-style-type: none"> <li>• VB10RND: 10" Round Body &amp; Green Lid</li> <li>• VB10RNDDB: 10" Round Body Only</li> <li>• VB10RNDGL: Green Lid</li> <li>• VB10RNDPL: Purple Lid</li> <li>• VB10RNDDBKL: Black Lid</li> <li>• VB10RNDH: 10" Round Body &amp; Locking Green Lid</li> </ul>	<ul style="list-style-type: none"> <li>• VBSTD: Standard Body &amp; Green Lid</li> <li>• VBSTDDB: Standard Body Only</li> <li>• VBSTDGL: Green Lid</li> <li>• VBSTDPL: Purple Lid</li> <li>• VBSTDDBKL: Black Lid</li> <li>• VBSTDH: Standard Body &amp; Locking Green Lid</li> </ul>	<ul style="list-style-type: none"> <li>• VBSTD6EXTB: Standard Extension Body Only</li> </ul>	<ul style="list-style-type: none"> <li>• VBJMB: Jumbo Body &amp; Green Lid</li> <li>• VBJMBB: Jumbo Body Only</li> <li>• VBJMBGL: Green Lid</li> <li>• VBJMBPL: Purple Lid</li> <li>• VBJMBDBKL: Black Lid</li> <li>• VBJMBH: Jumbo Body &amp; Locking Green Lid</li> </ul>	<ul style="list-style-type: none"> <li>• VBJMB6EXTB: Jumbo Extension Body Only</li> </ul>	<ul style="list-style-type: none"> <li>• VBSPRH: Super Jumbo Body &amp; 2 Lock Green Lid</li> <li>• VBSPRPH: Super Jumbo Body &amp; 2 Lock Purple Lid</li> </ul>	<ul style="list-style-type: none"> <li>• VBMAXH: Maxi-Jumbo Body &amp; 2 Lock Green Lid</li> <li>• VBMAXPH: Maxi-Jumbo Body &amp; 2 Lock Purple Lid</li> </ul>

### LOCKING SYSTEMS

- VB-LOCK-P: Penta head 1.0 x 5.7 cm bolt, washer, and clip



## DBM10

Quick Connect Wire Connectors

### Features

- Approved for 30V wet/damp locations
- Allows electrical connections up to 3 wires sized 1.5 mm<sup>2</sup> or 0.8 mm<sup>2</sup>
- IP 67 and compact
- Self-stripping.
- Use with insulated copper wire
- One piece metal blade improves the flow of current between conductors
- Translucent Green depression cap allows for visible connections
- UV and impact resistant

### Specifications

- Silicone Sealant (-45°C to 200°C)
- Maximum wire voltage: 600V

### Model

- DBM10, bag of 10 units



DBM10



## KING

Waterproof Wire Connectors

### Features


- Spring locks on to wire for tight grip
- Eliminates failures due to moisture and corrosion
- Arrests sparking
- Copper-to-copper wire only. Cannot be reused
- Used for electrical connections in low voltage installations (< 30V)
- Allows electrical connections up to 2 wires sized 2,5 mm<sup>2</sup> or 3 wires sized 1,5 mm<sup>2</sup>
- Waterproof

### Specifications

- Maximum wire voltage: 30V

### Model

- KING



KING

## WC Series Wire Connector

Connections Made Easy

### Features and Benefits

- Install Faster – the WC Series Wire Connector is quick to install and provides reliable moisture sealing for controller and valve electrical connections you can count on
- Simplify Inventory – This is the only wire connector you'll need! It is ideal for use on two wire decoder control systems
- Avoid Call Backs – Locating and repairing a corroded wire splice costs your business time and money. Avoid unnecessary service call backs
- Use for standard controllers, valve boxes and soil moisture sensors
- Wire combinations ranging from 0.3 mm<sup>2</sup> to 8.4 mm<sup>2</sup>
- Use on connections from 24 VAC to 600 VAC
- UL 486D certified for direct burial
- The Strain Relief ensures wires are secure and won't pull apart
- Waterproof silicone sealant protects against corrosion
- UV-resistant material ensures product performance does not degrade even after long periods of exposure to sunlight

### Models

- WC20: Direct Bury Silicone Tube, Red Yellow Wire Nut, Bag of 20

### Wire Combinations (for solid and stranded wire)

WC20	
2-3 x 5.3 mm <sup>2</sup>	2 x 0.8 mm <sup>2</sup>
2-5 x 3.3 mm <sup>2</sup>	1 x 8.3 mm <sup>2</sup> w/2 x 0.8 mm <sup>2</sup>
2-5 x 2.1 mm <sup>2</sup>	3 x 5.3 mm <sup>2</sup> w/1 x 0.8 mm <sup>2</sup>
4-6 x 1.3 mm <sup>2</sup>	3 x 3.31 mm <sup>2</sup> w/3 x 0.8 mm <sup>2</sup>
3 x 2.1 mm <sup>2</sup> w/2 x 0.8 mm <sup>2</sup>	

*The combinations listed are only a sample of the most common wire combinations.*



WC20


## Multi-Conductor Irrigation Cable

### Applications

Very low voltage (< 30 Volts) multi-conductor cable. Ideal for carrying power supply from controller terminal strips to electric valves.

### Features

- 3, 5, 7, 9 and 13 conductor models
- Single core multi-conductor cable
- Black polyethylene jacket. Thickness: 0.64 mm. Highly resistant to mechanical stress, chemicals and moisture
- PE jacket with a nylon rip cord to facilitate stripping
- 0.8 mm<sup>2</sup> conductor cross section for any type of residential irrigation installation
- Maximum distance between a controller and a valve: 350 m (175 m if 2 valves)
- Cable Marked " Rain Bird "
- 1-meter incremental marking



Multi-Conductor Irrigation Cable

### Models

- Irricable 3/75: 3 conductors, 75 m drum
- Irricable 3/150: 3 conductors, 150 m drum
- Irricable 5/75: 5 conductors, 75 m drum
- Irricable 5/150: 5 conductors, 150 m drum
- Irricable 7/75: 7 conductors, 75 m drum
- Irricable 7/150: 7 conductors, 150 m drum
- Irricable 9/75: 9 conductors, 75 m drum
- Irricable 13/75: 13 conductors, 75 m drum



## Single Conductor Electric Cable

### Applications

Very low voltage (< 30V) single conductor cable. Ideal for carrying power supply from controllers to decoders or valve-in-head rotors.

### Features

- Solid bare copper conductor
- Available in single PE insulation cable
- Cross section : 1.5 mm<sup>2</sup>
- Thickness : 3 mm.
- Highly resistant to mechanical stress, chemicals, moisture.
- Cable Marked " Rain Bird "
- 1-meter incremental marking

### Models

- SI 115: 1 x 1.5 mm<sup>2</sup>, single PE insulation cable, 500 m drum
- DI 115: 1 x 1.5 mm<sup>2</sup>, double PVC-PE insulation cable, 500 m drum



DI 115

## Wire Stripper Tool

### Applications

Multi-function tool for all standard round cables. For quick, safe and precise wire stripping of outer sheathing and wire stripping of inner solid and stranded wires.

### Features

- No adjustment of cutting depth necessary
- No damage to conductors
- Stripping range : 0,2 - 4.0 mm<sup>2</sup>
- Radial cutting and stripping (up to 20 cm) in one step
- Additional lengthwise slit for stripping in excess of 20 cm

### Model

- Wire Stripper



Wire Stripper





Introduction

Spray Bodies

Spray Nozzles

Rotors

Valves

Controllers



Central Controls

Drip Irrigation

Filtration

Resources

## Controllers



### Water Saving Tips

- A Seasonal Adjust feature is available on all Rain Bird AC-powered controllers, allowing users to easily adjust irrigation schedules to changing seasonal landscape water requirements. The ESP-LX Series Controllers also feature an automated Monthly Seasonal Adjust feature to help save water through automatic adjustments every month of the year.
- Water savings can also be optimized through daily irrigation schedule adjustments which fine-tune watering based on current weather. All ESP-LX series controllers can easily be upgraded to include smart weather-based/ET or soil moisture irrigation control capability by adding the Rain Bird ET Manager Cartridge or a local rain sensor or soil moisture sensor.
- All Rain Bird controllers simplify conservation through a variety of flexible programming features. With the touch of a button, the ESP-Me can recall a previously saved “Contractor Default” irrigation program; the ESP-LX Series “Delayed Recall” feature automatically reverts to typical watering programs after a user-set time period.



Major Products	Wi-Fi READY						Bluetooth™	
	ESP-TM2	ESP-RZXE	ESP-Me	ESP-LXME ESP-LXMEF	ESP-LXD	Digital Hose-End Timer	WPX	TBOS BT
<b>Primary Applications</b>								
Residential	•	•	•			•	•	•
Light Commercial	•	•	•	•	•	•	•	•
Commercial/Industrial				•	•			•
<b>Type of Controller</b>								
Hybrid	•		•	•	•			
Solid State						•	•	•
Battery Operated						•	•	•
Indoor Location	•	•	•	•	•	•		•
Outdoor Location	•	•	•	•	•	•		•
<b>Features</b>								
Stations (up to)	12	8	22	48	200	1	6	6
Programs (up to)	3	–	4	4	4	1	6	3
Station Timing (up to)	6 hr <sup>1</sup>	199 min.	6 hr <sup>1</sup>	12 hr <sup>1</sup>	12 hr <sup>1</sup>	6 hr	4 hr	12 hr
Number of Starts per Program (up to)	4	6	6	8	8	2	6	8
Surge protection	•		•	•	•			•
230VAC Option	•	•	•	•	•			
Master Valve/Pump Start	•	•	•	• <sup>2</sup>	• <sup>2</sup>		Multi-station models only	•
Water Budgeting	•	•	•	• <sup>4</sup>	• <sup>4</sup>		•	•
Individual Program/Zone Shut-Off	•		•	•	•			
Rain Delay	•		•	•	•	•		•
Battery Programmable		•	•	•	•		•	•
Sensor Terminals, Status Indicator and Override			•	•	•		•	•
Delay Between Stations (up to)	9 hrs		9 hrs	0 - 10 min.	0 - 10 min.			1 sec. - 1 hr. <sup>6</sup>
Flow Sensing				• <sup>5</sup>	•			
Simultaneous Multi-Station Operation				•	•			•
Cycle + Soak™				•	•			• <sup>6</sup>
Overlapping Programs				•	•		•	
Manual On/Off	•	•	•	•	•	•	•	•
Remote Control Compatible	•		•	•	•			
Diagnostic Test				•	•			
Diagnostic Valve Circuit Breaker	•		•	•	•			
Out-of-Valve Box Programming								•
Submersible (up to)							1 m	1 m
Vandal/Tamper Resistant								•
Self-Cleaning Solenoid								•
Low Battery Indicator							•	•
Save / Restore Programs	•		•	•	•		•	•
Master Valve ON/OFF by Station	•		•	•	•			•
Total Run Time Calculator by Program			•	•	•	•		•
Bypass Rain Sensor by Station	•	•	•	•	•		•	
<b>Programming Schedule</b>								
7 Day-of-Week	•	•	•	•	•	•	•	•
1-7 Variable Cycle	•	•	•	•	•		•	•
1-31 Variable Cycle	•		•	•	•		•	•
Odd/Even Cycle	•	•	•	•	•	•	•	•
Odd 31st	•		•	•	•			•
365-Day Calendar	•	•	•	•	•	•	•	•
Event Day Off				•	•			
<b>Central Control Compatibility</b>								
IQ™ Upgradeable				•	•			•
<b>Cabinet</b>								
Plastic-Indoor	•	•	•					
Plastic-Outdoor	•	•	•				•	•
Powder-Coated Metal Outdoor				•	•			
Stainless Steel Pedestal				•	•			
Powder-Coated Metal Pedestal				•	•			
<b>Hardware/Accessories</b>								
Two-Wire Decoders and Accessories					•			
Rain Sensing (need Rain Sensor)	•	•	•	•	•	•	•	•
Flow Sensing (need Flow Sensor)				ESP-LXMEF only	•			
SMRT-Y Soil Moisture Sensor	•	•	•					

<sup>1</sup> With water budgeting, timing can be extended    <sup>2</sup> Programmable by station    <sup>3</sup> 6 independent start times per zone    <sup>4</sup> Selectable for each program and by month    <sup>5</sup> With Flow Smart Module    <sup>6</sup> IQ only

## LNK WiFi Module

Irrigation System Control from Anywhere

### Features

- Upgrades WiFi-ready controllers (ESP-Me, ESP-RZXe, and ESP-TM2) to make them fully accessible and programmable from iOS or Android compatible devices\*
- Operates like a wireless remote control for your irrigation system while onsite or an internet-based monitoring and control system when offsite
- Streamlines and simplifies initial irrigation timer setup and seasonal adjustment
- Instant access allows for real-time system management and timer settings
- Compatible professional app features allow for simple multi-site management and as well as remote diagnostics by landscape professionals
- Built-in mobile notifications provide troubleshooting access, simplify service calls, and warn of freezing conditions when expected
- Automatic weather adjustments provide daily run time changes, saving up to 50% in water
- Superior programming capabilities that are designed to meet the most stringent water restrictions

### Specifications

- 2.4 GHz (only) WiFi router compatible with WEP and WPA security settings
- Compatible with iOS 8.0 and Android 4.4 (KitKat) or later mobile devices\*
- Operating Temperature: -10° C to 65° C
- Storage Temperature: -40° C to 66° C
- Operating Humidity: 95% max @ 10° C to 49° C non-condensing environment

### Electrical Specifications

- Input: 24VAC(RMS) 50/60Hz; 55mA max

### Certifications

- cULus, CE, CSA, FCC Part 15c, WEEE, IFETEL

### Dimensions

- Width: 2.87 cm
- Height: 4.65 cm
- Depth: 1.22 cm

### Model

- LNKWIFI



LNK WiFi Module



Upgrades Rain Bird ESP-Me, ESP-RZXe, and ESP-TM2 Controllers



## ESP-TM2 Series Controller

Simple, Flexible, and Reliable for Residential Applications



### Features

- Upgradeable for WiFi-based remote monitoring and control via iOS and Android mobile devices (with LNK WiFi Module sold separately).
- Internet-based weather information can be used to make daily adjustments to the irrigation schedule, saving up to 30% in water (with LNK WiFi Module sold separately).
- 4, 6, 8, and 12 station models to meet small or large residential irrigation needs
- Set Permanent Days Off per program to ensure watering never occurs on days when maintenance crews are on site (for Odd/Even/ Cyclic schedules)
- Easy to install indoors or outdoors with pre-installed power cord
- Quick programming in just 3 steps for ease of setup
- 3 available programs with up to 4 start times for each program to meet the needs of varied landscapes
- One-touch manual watering capability for ease of use
- Large back-lit LCD display for improved visibility in low-light and direct sun conditions
- Contractor Default™ allows you to easily save and restore your custom schedule
- Delay Watering up to 14 days and automatically resume watering after the set delay has elapsed
- Bypass Rain Sensor for any station gives you the ability to customize which stations react to a rain sensor
- Seasonal Adjust by program allows you to easily reduce or increase watering by program

### Specifications

- Operating Temperature: Up to 65°C
- Storage Temperature: -40°C to 66°C
- Operating Humidity: 95% max @ 10°C to 49°C non-condensing environment

### Electrical Specifications

- Input required: 230 VAC @ 50/60 Hz; 120VAC (±10%) @ 60Hz
- Output: 1A at 24VAC
- Master Valve/Pump Start Relay
- External battery back-up not required. Nonvolatile memory permanently saves the current programming and a 10 year life lithium battery maintains the controllers time and date during power outages

### Certifications

- cULus, CE, FCC Part 15b, IPX4, NOM

### Dimensions

- Width: 20.1 cm
- Height: 20.0 cm
- Depth: 9.0 cm

### Models

Select models shown. Review your regional price list for complete availability.

- TM2-4-230: 4 Station
- TM2-6-230: 6 Station
- TM2-8-230: 8 Station
- TM2-12-230: 12 Station
- TM2-4-AUS: 4 Station Australia
- TM2-6-AUS : 6 Station Australia
- TM2-8-AUS : 8 Station Australia
- TM2-12-AUS : 12 Station Australia

### Accessories

- LNKWiFi: LNK WiFi Module for remote control and notification via iOS or Android device
- WR2 Series Wireless Rain + Freeze Sensors
- RSD Series Rain Sensors



ESP-TM2

## ESP-RZXe Series Controllers

The Rain Bird ESP-RZXe WiFi Compatible Series provides a contractor grade, fixed station irrigation controller for residential and light commercial applications. The ESP-RZXe Controller provides zone based set up that is easier to understand by untrained users. 4, 6 and 8 zone models are available.

### Applications

The ESP-RZXe provides flexible scheduling features that make the controller ideal for a wide variety of applications including residential and light-commercial irrigation systems.

### Features

#### Easy to Use

- The ESP-RZXe Controller was designed with ease of use in mind. Zone-based scheduling allows every valve to be scheduled independently; no more explaining "programs" to end users, virtually eliminating call-backs. The large LCD display shows all of the programming for each zone at the same time.
- Simple graphic based user interface is easy to explain and presents every controller feature at your fingertips.

#### Easy to Install

- The ESP-RZXe Controller requires only two mounting screws. A guide for 1/2" or 3/4" conduit allows for professional installation of field wires into the cabinet.

#### Controller Hardware

- Plastic wall-mount case
- 2 x AAA batteries for time and date backup
- Wire nuts for outdoor models

#### Controller Features

- WiFi compatible with the Rain Bird LNK WiFi Module
- Large LCD display with easy to navigate user interface
- Weather Sensor input with software override
- Master valve/pump start circuit
- Non-Volatile (100- year) program memory
- Programmable under battery power

#### Scheduling Features

- Zone based scheduling, allows for independent schedules assigned to each zone. (Run times, Start Times and Watering Days are customizable by zone)
- Contractor Rapid Programming™ automatically copies the Start Times and Watering Days from zone 1 to all remaining zones at initial set up
- 6 independent Start Times per zone
- 4 Watering Days options by zone: Custom days of week, ODD calendar days, EVEN calendar days, Cyclical (every 1 – 14 days)
- Manually water ALL zones or SINGLE zone on demand

### Advanced Features

- Electronic diagnostic circuit breaker
- Contractor Rapid Programming™ and "Copy previous Zone" for faster initial set up
- Contractor Default™ Save / Restore
- Rain Sensor bypass
- Rain Sensor bypass by Zone
- Manual water SINGLE zone
- Manual water ALL zones

### Operating Specifications

- Zone timing: 0 to 199 min
- Seasonal Adjust: -90% to +100%
- Independent schedule per zone
- 6 Start Times per zone
- Program Day Cycles include Custom days of the week, Odd, Even, & Cyclical dates

### Electrical Specifications

- Input required: 230 VAC ± 10%, 50Hz
- Power back-up: 2 x AAA batteries maintain time and date while nonvolatile memory maintains the programming

### Certifications

- UL, cUL, CE, C-Tick, FCC Part 15, Industry Canada ICES-03, IRAM S-Mark

### Dimensions

INDOOR	OUTDOOR
• Width: 16.9 cm	• Width: 20.1 cm
• Height: 15.0 cm	• Height: 19.9 cm
• Depth: 3.9 cm	• Depth: 3.9 cm

### MODELS

- RZXe4i-230V Indoor, 4 stations
- RZXe6i-230V Indoor, 6 stations
- RZXe8i-230V Indoor, 8 stations
- RZXe4-230V Outdoor, 4 stations
- RZXe6-230V Outdoor, 6 stations
- RZXe8-230V Outdoor, 8 stations



Outdoor Model



ESP-RZXE Indoor Model





## ESP-Me Series Controllers

The industry's most flexible irrigation controller solution.  
Supports up to 22 stations

### Features

- Large LCD display with easy to navigate user interface
- Rain Sensor input with override capability
- Master valve/pump start circuit
- Non-Volatile (100 year) storage memory
- Remotely Programmable under 9V battery power (not included)
- Program based scheduling allows 4 individual programs with 6 independent start times per program for 24 total start times
- Watering schedule options: By days of week, ODD calendar days, EVEN calendar days, or Cyclic (every 1 – 30 days) Advanced Features
- Advanced diagnostics and short detection with LED alert
- Contractor Default™ Program Save/Restore saved program(s)
- Rain Sensor bypass by Station
- Total Run Time Calculator by program
- One Touch manual watering
- Delay Watering up to 14 days (applies only to stations not set to ignore Rain Sensor)
- Manual Watering option by program or station
- Seasonal Adjust applied to all programs or individual program
- Adjustable delay between valves (default set to 0)
- Master Valve on/off by station
- Upgradeable for WiFi-based remote monitoring and control via iOS and Android mobile devices (with LNK WiFi Module sold separately).
- Internet-based weather information can be used to make daily adjustments to the irrigation schedule, saving up to 30% in water (with LNK WiFi Module sold separately).

### Operating Specifications

- Station timing: 1 minute to 6 hours
- Seasonal Adjust: 5% to 200%
- Max operating temperature: 65°C



ESP-Me Series Controller  
and Modules

### Electrical Specifications

- Input Required: 120VAC  $\pm$  10%, 60Hz  
(International models: 230/240VAC  $\pm$  10%, 50/60Hz)
- Master Valve/Pump Start Relay
- Operating Voltage: 24VAC 50/60Hz
- Max Coil Inrush: 11VA
- Max Coil Holding: 5VA
  - Idle/Off power draw 0.06 amps at 120VAC
- Power back-up not required. Nonvolatile memory permanently saves the current programming and a 10 year life lithium battery maintains the controllers time and date during power outages.

### Certifications

- cULus, CE, RCM, FCC Part 15b, WEEE, RoHS, NOM, IPX4

### Dimensions

- Width: 27.2 cm
- Height: 19.5 cm
- Depth: 11.2 cm

### Models

Select models shown. Review your regional price list for complete availability.

- IESP4MEAMC: Basic 4-Station modular controller. Expandable to 22 stations
- IESP4MEEUR: Basic 4-Station modular controller. Expandable to 22 stations
- IESP4MEAUS: Basic 4-Station modular controller. Expandable to 22 stations
- IESP4MECSA: Basic 4-Station modular controller. Expandable to 22 stations
- ESP-SM3: 3-station extension module
- ESPSM6: 6-station extension module
- 639392: ESP-ME WIFI enabled panel Int.

### Accessories

- LNKWIFI: LNK WiFi Module for remote control and notification via iOS or Android device
- WR2: Wireless Rain + Freeze Sensors
- RSD Series Rain Sensors

## Digital Hose End Timer

Faucet attached Controller

### Applications

Automate your hose-end sprinklers, drip irrigation system or soaker hose for better scheduling consistency with this easy-to-use digital controller. Along with rugged dependability for season-long outdoor use, this professional grade controller offers sophisticated functions for worry-free watering convenience.

### Features

- Extra large readout screen and programming dial make it easy to set and review your watering schedules.
- In operation, the screen also displays program status such as next scheduled cycle and time remaining on a current cycle.
- Advanced features include programming up to two watering times per day on any day(s) of the week, plus “water now” and “cancel” buttons to override programs instantly when desired.
- Ideal for use with Rain Bird drip or any hose end sprinklers. Go automatic with your watering in any area of your yard: gardens, landscaping beds, newly seeded as well as established lawns.

### Specifications

- Digital settings allow tailoring schedules for greener results with less water
- Scheduled watering up to twice per day enables water to soak in, even on slopes or with clay soil
- Programming by day of week complies with watering restrictions
- Instant override buttons for Rain Delay (cancel watering) and Water Now (manual watering)
- Specific rain delay up to 96 hours can also be set without affecting the stored program
- Large screen lets you see all settings at a glance.
- Duration of watering time: 1 mn to 6h
- Number of station:1
- ¾" female threaded inlet ( BSP)
- ¾" male threaded outlet ( BSP)
- Intended for outdoor use with cold water only.
- Working water pressure: 1 bar (minimum) – 6 bar (maximum)
- Working temperature: Keep from freezing –maximum temperature : 43°
  - Mini Flow: 162 L/h
  - Max Flow: 2.2 m3/h
- Uses 2 x 1,5V AA alkaline batteries (not included)

### Model

- 1ZEHTMR



Digital Hose End Timer



## WPX Series

Battery-Operated Controller

### Features

#### Controller Features

- Waterproof case ensures long life, even when installed in a valve box
- Common programming features are easily accessed on one screen, making programming quick and easy
- Operates for approximately one full year using one 9-volt alkaline battery, or two years with two 9-volt alkaline batteries
- Large LCD display with easy to navigate user interface
- Sensor input with bypass override
- Mast valve/pump-start circuit (multi-zone units only)
- Non-volatile (100-year) program memory
- IP68 certified for protection against dust and water intrusion
- Plastic controller case has outstanding resistance to weather, yellowing and aging

#### Scheduling Features

- Dedicated manual watering button for easy operation
- Automatic zone-stacking ensures that only one valve irrigates at the same time. WPX will automatically irrigate the lower number zone first if zones are scheduled to water at the same time
- Contractor Rapid Programming™ automatically copies the start times and watering days from zone 1 to all remaining zones at initial setup
- Run times, start times, and watering days are customizable by zone
- 6 start times per zone
- 4 watering day options per zone: Custom days of the week, Cyclic, and ODD or EVEN calendar days
- Delay watering (1 to 9 days)

#### Controller Dimensions

- Width: 13.59 cm
- Height: 10.26 cm
- Depth: 6.15 cm
- Weight: 907 g

WPX Series  
Battery-Operated Controller



#### LCD Screen Size

- Width: 5.72 cm
- Height: 3.18 cm

#### Optional Wall Mount Dimensions

- Width: 10.76 cm
- Height: 17.60 cm
- Depth: 4.99 cm
- Weight: 107 g

#### Certifications

- cULus, FCC, IC, CE, RCM, IP68, RoHS, WEEE

#### Models

- WPX1: 1-Zone Controller
- WPX2: 2-Zone Controller
- WPX4: 4-Zone Controller
- WPX6: 6-Zone Controller
- WPX1SOL: 1-Zone + 9V Solenoid
- WPX1DVKIT: 1-Zone + 1" DV Valve
- 9VMOUNT: Wall-mount kit



Optional wall mount bracket

## TBOS-BT

Bluetooth Battery-Operated Controller.  
Install anywhere. Program from a Smartphone.



### Features

#### Rain Bird App Features (TBOS-BT)

- Create, review and transmit irrigation programs
- Capability to set zones or programs to manually irrigate
- Basic programming includes 3 independent programs A,B and C, each with 8 start times per day
- Stations can be assigned to several programs with different watering run times
- Run time is from 1 minute to 12 hours in 1-minute increments
- Five watering day cycle modes (Custom, even, odd, odd-31, cyclical) selectable by program for maximum flexibility and watering
- Program and global Monthly Seasonal Adjust; 0% to 300% (1% increments)
- Built-in ID with naming capability. The control module and stations can be individually named.
- Optional passcode
- Delay watering from 1 to 14 days
- Permanently turn the controller off to prevent irrigation
- Battery indicator reports the status of the control module's battery
- Capability to clear the control module's irrigation program

#### Controller Features

- Operates for approximately one full year using one 9-volt alkaline battery
- Completely potted to obtain IP68 conformity
- Independent station operation allows sequential start times (with stacking in case of overlap) restriction compliance
- Master valve output (on TBOS-II 2, 4, and 6 Control Modules)
- No loss of irrigation program after a battery replacement
- Backwardly compatible with the TBOS-II Field Transmitter

#### Valve Compatibility

- Rain Bird TBOS Potted Latching Solenoid (K80920)
  - DV, DVF, ASVF, PGA, PEB, PESB, GB, EFB-CP, BPE and BPES series
- Hunter 458200
- Irritrol DCL
- Toro DCLS-P

#### Certifications

- cULus, CE, RoHS, WEEE, FCC

#### TBOS-BT System Components

##### Rain Bird App (TBOS-BT)

- Available for Android and IOS devices

### Models

- TBOS-BT1 (1 Station)
- TBOS-BT2 (2 Station)
- TBOS-BT4 (4 Station)
- TBOS-BT6 (6 Station)

### Accessories

- TBOS Potted Latching Solenoid
- RSD Series Rain Sensors
- The TBOS solenoid adapters will adapt the potted latching solenoid for use in retrofit applications with selected Irritrol® (Hardie/Richdel) and Buckner® valves or Champion® and Superior® valve actuators.



TBOS-BT  
Bluetooth  
Battery-Operated  
Controller





## ESP-LXME/F Controllers

Modular - Easily expandable from 8 or 12 stations up to 48 stations with 8- and 12-station modules

### Features

- Hot-swappable modules, no need to power down the controller to add/remove modules
- 8- or 12-stations base unit expandable to 48 stations with 8- and 12-Station Modules
- Flow Smart Module™ factory installed (ESP-LXMEF) or field upgradable (ESP-LXME)
- Dynamic station numbering eliminates station numbering gaps
- Master valve/pump start circuit
- Weather Sensor input with override switch
- 6 user-selectable languages
- Standard 10kV surge protection
- Non-Volatile (100-year) program memory
- Front panel is removable and programmable under battery power
- Compatible with Rain Bird Landscape Irrigation and Maintenance Remote
- Plastic, locking, UV resistant, wall-mount case, Optional Metal and Stainless Steel Case & Pedestal

### Water Management Features

- Optional Flow Smart Module™ with Learn Flow utility and flow usage totalizer — standard on ESP-LXMEF
- FloWatch™ protection for high and low flow conditions with user defined reactions (requires flow sensor)
- FloManager™ manages hydraulic demand, making full use of available water to shorten total watering time
- SimulStations™ are programmable to allow up to 5 stations to operate at the same time
- Station sequencing by station numbers or station priorities
- Water Windows by program plus Manual MV Water Window
- Cycle+Soak™ by station
- Rain Delay
- 365-Day Calendar Day Off
- Programmable Station Delay by program
- Normally Open or Closed Master Valve programmable by station
- Weather Sensor programmable by station to prevent or pause watering
- Program Seasonal Adjust
- Global Monthly Seasonal Adjust

### Operating Specifications

- Station run times: 0 min to 12 hrs
- Seasonal Adjust; 0% to 300% (16 hrs maximum station run time)
- 4 independent programs (ABCD)
- ABCD programs can overlap
- 8 start times per program
- Program Day Cycles include Custom days of the week, Odd, Odd31, Even, & Cyclical dates
- Manual station, program, test program

### Electrical Specifications

- Power Supply Voltage: 120 VAC ± 10%, 60Hz (International models: 230 VAC ± 10%, 50Hz; Australian models: 240 VAC ± 10%, 50Hz)
- Output: 26.5 VAC 1.9A
- Power back-up: Lithium coin-cell battery maintains time and date while nonvolatile memory maintains the programming
- Multi-valve capacity: Maximum five 24 VAC, 7VA solenoid valves simultaneous operation including the master valve, maximum two solenoid valves per station module
- Certifications: cULus, CE, RoHS, WEEE, RCM, FCC Part 15b, IPX4

### Dimensions

- Width: 36.4 cm
- Height: 32.2 cm
- Depth: 14.0 cm

### Models

- IESP8LXME: 8-Station Controller for International Market, 230VAC
- FSMLXME: Flow Smart Module for ESPLXME/F Controller
- ESPLXMSM8: 8-Station Module for ESP-LXME/F Controller
- ESPLXMSM12: 12-Station Module for ESP-LXME/F Controller
- ESPLXMEFP: ESPLXME Controller Front Panel Only

### Accessories

- Painted Metal and Stainless Steel Pedestal/Enclosure Options available
- IQ Communication Cartridge (see page 86)
- Rain Bird FS-Series Flow Sensors (see page 77)

**For more information call the ESP-LX Hotline: 1-866-544-1406**



ESP-LXME Controller

## ESP-LXD Decoder Controller

50 – 200 station capable Two-Wire Decoder Commercial Controller

### Controller Features

- 50-station capability standard expandable to 200 stations with optional ESPLXD-SM75 modules
- Four available sensor inputs (one wired plus up to three decoder-managed) with override switch
- Five flow sensors supported
- Supported decoders: FD-101TURF, FD-102TURF, FD-202TURF, FD-401TURF, FD-601TURF
- Supports SD-210TURF sensor decoders (flow sensing and weather sensor support) and LSP-1 line surge protectors (one per 500 feet of two-wire path required)
- Central Control capable with Rain Bird IQ Communications Cartridges and software (see pg. 86)
- Advanced Features From Cycle+Soak™ to Contractor Default Program™, the ESP-LXD offers innovative features proven to cut installation expenses, troubleshooting time and water use
- Six user-selectable languages
- Removable front panel is programmable under battery power
- Plastic, locking, UV resistant, wall-mount case, Optional Metal and Stainless Steel Case & Pedestal
- Compatible with Rain Bird Landscape Irrigation and Maintenance Remote - Flow Smart Module™ factory installed or field upgradable
- Plastic, locking, UV resistant, wall-mount case, Optional Metal and Stainless Steel Case & Pedestal

### Operating Specifications

- Station timing: 0 min to 12 hrs
- Program level and global Monthly Seasonal Adjust; 0% to 300% (16 hrs maximum station run time)
- 4 independent programs (ABCD); ABC programs stack, ABCD overlap
- 8 start times per program
- Program Day Cycles include Custom days of the week, Odd, Odd no 31st, Even, and Cyclical dates
- Manual station, program, test program
- Certifications: cULus, CE, RoHS, WEEE, RCM, FCC Part 15b, IPX4

### Upgrade Options

- IQ-NCC Network Communication Cartridge
- ESP-LXD-SM75 75-station module



LXMMSSPED Shown  
with ESP-LXD in LXMMSS  
Stainless Steel Cabinet

### Electrical Specifications

- Power Supply Voltage: 120 VAC ± 10%, 60Hz (International models: 230 VAC ± 10%, 50Hz; Australian Models: 240 VAC ± 10%, 50Hz)
- Power back-up: Lithium coin-cell battery maintains time and date while nonvolatile memory maintains the schedule
- Multi-valve station capacity: up to 2 solenoid valves per station; simultaneous operation of up to eight solenoids and/or master valves

### Dimensions (W x H x D)

- 36.4 x 32.2 x 14.0 cm

### Model

- IESPLXD: 50-station for international markets, 230 VAC
- IESPLXDEU: 50-station for Europe, 230 VAC
- IESPLXDAU: 50-station for Australia, 240 VAC

### Accessories

- FD-TURF: two-wire decoders
  - SD-210TURF: two-wire sensor decoder
  - LSP1TURF: two-wire line surge protection
  - DPU-210: two-wire decoder programming unit
  - Painted Metal and Stainless Steel Pedestal/Enclosure Options available
  - IQ-NCC: Network Communication Cartridge for ESP-LX Series Controllers (see page 86)
  - See page 77 for information on Rain Bird FS-Series Flow Sensors
- <sup>1</sup>FD-TURF decoders include peel-off barcode address labels  
<sup>2</sup>Barcode scanning pen not included – sold separately; Unitech MS100NRCB00-SG recommended (www.ute.com)

For more information call the ESP-LX Hotline: 1-866-544-1406



ESP-LXD Decoder  
Controller

## Flow Sensors and Transmitters

Maxicom,<sup>2®</sup> SiteControl, IQ, ESP-LX Series Controllers or IQ™

### Features (Sensors)

- Simple six-bladed impeller design
- Designed for outdoor or underground applications
- Available in PVC, brass or stainless steel construction
- Pre-installed in tee or saddle mounted insert versions

### Operating Specifications (Sensors)

- Accuracy: +/- 1% (full scale)
- Velocity: 0.15 - 9.2 meters per second depending on model
- Pressure: 27.5 bar (max) on metal models; 6.9 bar (max) on plastic models
- Temperature: 105° C (max) on metal models; 60° C (max) on plastic models

### Features (Transmitters)

- Programmable from a computer (PT322 – Maxicom and SiteControl Systems only – not required for ESP-LXMEF or ESP-LXD)
- Reliable solid-state design, available with or without LCD display
- Operates with MAXILink,<sup>™</sup> and (hard-wire) two-wire satellite systems
- Easy-to-program, menu-driven design
- Mounted in optional NEMA enclosure (PT3002 only)

### Operating Specifications (Transmitters)

- Input required:
  - 12-30 VDC/VAC on PT322
  - 12-24 VAC/VDC on PT 3002
- Output: Pulse output
- Operating Temp: -20° C to 70° C
- Units: Domestic and International units available on PT3002

### Dimensions

- PT322: 93mm x 44mm x 25mm
- PT3002: 96mm x 96mm x 56mm
- FS100P: 89mm x 100mm x 33mm
- FS150P: 127mm x 131mm x 60mm
- FS150PBSP: 127mm x 131mm x 60mm
- FS200P: 143mm x 143mm x 73mm
- FS200PBSP: 143mm x 143mm x 73mm
- FS300P: 165mm x 173mm x 107mm
- FS400P: 187mm x 199mm x 137mm
- FS400PBSP: 187mm x 199mm x 137mm
- FS100B: 138mm x 126mm x 56mm
- FS150B: 165mm x 132mm x 64mm
- FS200B: 108mm x 212mm x 75mm
- FS350B: 181mm x 76mm (diameter)
- FS350SS: 181mm x 76mm (diameter)

### • Configuration

- **For ESP-LXD Decoder Systems**, the Flow Sensor is installed with a Two-Wire Decoder Sensor Decoder (SD210TURF)
- **For ESP-LXMEF Systems**, the Flow Sensor is attached to the FSM-LXME Flow Smart Module
- **For (Hard Wire) Two-Wire Satellite Systems (Maxicom<sup>2®</sup> and SiteControl)**, the Flow Sensor is installed with a Pulse Transmitter and a Rain Bird Pulse Decoder (DECPULLR)
- **For Link Radio Satellite Systems (Maxicom<sup>2</sup> and SiteControl)**, the Flow Sensor is installed with a Pulse Transmitter (no pulse decoder required)
- **For ESP-SITE Satellite Systems (Maxicom<sup>2</sup>)**, the Flow Sensor is installed with a Pulse Transmitter (no decoder required)
- **For SiteControl Decoder Systems**, the Flow Sensor is installed with a Two-Wire Decoder Sensor Decoder (SD210TURF)
- Surge protection (FSSURGEKIT) is recommended for Maxicom & SiteControl systems – One at the Pulse Transmitter, and if more than 50' of wire run, one at the Flow Sensor. FSSURGEKIT is not compatible with ESP-LXMEF and ESP-LXD Controllers



Flow Sensors



Flow Sensor Transmitters and Accessories

## Flow Sensors and Transmitters (cont.)

### Models

#### • Brass TEE's

- FS200B: 2" (50mm) Brass Tee Flow Sensor
- FS150B: 1 1/2" (40mm) Brass Tee Flow Sensor
- FS100B: 1" (25mm) Brass Tee Flow Sensor

#### • Plastic TEE's

- FS400P: 4" (110mm) PVC Tee Flow Sensor
- FS300P: 3" (75mm) PVC Tee Flow Sensor
- FS200P: 2" (50mm) PVC Tee Flow Sensor
- FS150P: 1 1/2" (40mm) PVC Tee Flow Sensor
- FS100P: 1" (25mm) PVC Tee Flow Sensor

#### • Inserts

- FS350SS: 3" and higher, Stainless Steel Insert
- FS350B: 3" and higher, Brass Insert
- FSTINSERT: Replacement insert for Tee type sensors

#### • Pulse Transmitters (not necessary with ESP-LX Controllers)

- PT322: Pulse Transmitter, no display
- PT3002: Pulse Transmitter, LCD display

#### • Accessories

- PTPWRSUPP: Pulse Transmitter power supply
- NEMACAB: NEMA Enclosure for PT3002
- FSSURGEKIT: Flow Sensor surge protection kit
- DECPULLR: Pulse Decoder for two-wire satellites
- SD210TURF: Sensor Decoder for decoder systems
- FSMLXME: Flow Smart Module for ESP-LXME Series Controllers

### Rain Bird Flow Sensor Suggested Operating Range

The following tables indicate the suggested flow range for Rain Bird Flow Sensors. Rain Bird Sensors will operate both above and below the indicated flow rates. However, good design practice dictates the use of this range for best performance. Sensors should be sized for flow rather than pipe size.

Model	Suggested Operating Range (Liters / Minute)	Suggested Operating Range (Cubic Meters / Hour)
FS100P	20 - 200	1.2 - 12
FS150P	19 - 380	1.1 - 23
FS200P	40 - 750	2.3 - 45
FS300P	75 - 1130	4.5 - 70
FS400P	150 - 1900	9 - 110
FS100B	7.6 - 150	0.5 - 9
FS150B	15 - 300	1 - 18
FS200B	38 - 380	2.3 - 23
FS350B	Depends on Pipe Type and Size - please reference Flow Sensors tech spec	
FS350SS		

## RSD-BEx

Wired Rain Sensor

### Features and Benefits

- Automatic rain shutoff prevents overwatering due to natural precipitation
- Robust, reliable design reduces service call backs
- Moisture sensing disks work in a variety of climates
- Different sensor mounts permit speed and flexibility on the job site
- Latching hinge maintains alignment

### Mechanical Properties

- Multiple rainfall settings from 5 - 20 mm are quick and easy with just the twist of a dial
- Adjustable vent ring helps control drying time
- High-grade, UV resistant polymer body resists the elements
- Comes with 12.7 cm latching aluminum bracket
- Not compatible with ESP-SMT or ESP-SMTe controllers

### Electrical Specifications

- Application: Suitable for low voltage 24 VAC control circuits, 9V battery operated controller, and 24 VAC pump start relay circuits\*
- Switch electrical rating: 3A @ 125/250 VAC
- Capacity: Electrical rating suitable for use with up to ten 24 VAC, 7 VA solenoid valves per station, plus one master valve
- Wire: 7.6 m length of #20, 2 conductor UV resistant extension wire
- Certifications: cULus, CE, RCM, WEEE, RoHS

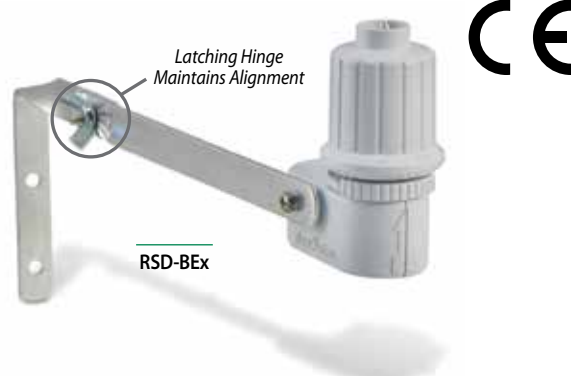
\* Not recommended for use with high voltage pump start, pump start relay circuits or devices.

### Dimensions

- Overall length: 16.5 cm
- Overall height: 13.7 cm
- Bracket hole pattern: 3.2 cm

### Model

- RSD-BEx: Rain sensor w/ latching bracket, extension wire



### How to Specify

#### RSD - BEx

Extension Wire  
7.6 m length  
Mounting  
BE: Metal Bracket

Model  
RSD: Rain Sensing Device



## WR2 Series Wireless Rain + Freeze Sensors

Superior responsiveness to rainfall and cold temperatures, save up to 35% on water usage

### Features & Benefits

- Enhanced antenna array provides superior signal reliability that overcomes most line-of-sight obstructions
- Sensor signal strength indicator enables one person set up, reducing installation time
- Convenient adjustment and monitoring of rain or freeze settings at the controller interface
- Simple battery replacement without the need to disassemble the sensor
- Highly intuitive icon-driven controller interface simplifies programming
- Easy to install, self-leveling sensor bracket mounts to flat surfaces or rain gutters
- Antennas concealed within the units for greater visual appeal and product robustness
- "Quick Shut Off" interrupts active irrigation cycle during a rain event

### Electrical Specifications

- Application: suitable for use with 24 VAC controllers (with or without pump start / master valve)
- Electrical rating suitable for use with up to six 24VAC 7VA solenoids plus an additional master valve or pump start that does not exceed 53VA
- Controller Interface Wire: 76 cm length of #22 gauge (0.64 mm) UV resistant extension wire
- Certifications: cULus, CE, RCM, FCC, ISED (IC), WEEE, RoHS, ICASA
- FCC approved spread spectrum 2 way radio transceivers with FCC Class B approvals
- Signal transmission distance of 213.4 m Line of Sight
- Battery life: four or more years under normal operating conditions
- 6 KV surge / lightning protection

### Mechanical Properties

- Adjustable rainfall settings from 3 – 13 mm
- Adjustable low temperature settings from 0.5° – 5°C
- Three irrigation modes to select: Programmed, Suspend Irrigation for 72 hours, Override sensor for 72 hours

*Note: The WR2-48 model replaces the Suspend Irrigation for 72 Hours mode with 48-Hour Irrigation Hold Active mode.*

- "Quick Shut Off" suspends active irrigation cycle within approximately two minutes
- High-grade, UV resistant polymer units resist harmful environmental effects

### Models

- WR2-RFC-868: Rain + Freeze Combo



#### Step 1



Program in seconds

#### Step 2



Determine best sensor location

#### Step 3



Install sensor easily using mounting bracket

## SMRT-Y Soil Moisture Sensor Kit

Accurate • Reliable • Smart



### Features and Benefits

- Turns any controller into a water saving smart controller
- Healthier landscapes less prone to nutrient depletion, fungus and shallow root growth
- Typical water savings exceed 40%
- TDT digital sensor enables highly accurate readings that are independent of soil temperature and electrical conductivity (EC)
- Displays soil moisture content, soil temperature and EC
- Corrosion-resistant in-ground sensor made of high-grade 304 stainless steel
- All SMRT-Y models are RoHS compliant

### Operating Specifications

- 25 Volts AC at 12W
- Operating temperature: -20°C to 70°C
- Survival temperature: -40°C to 85°C
- Certifications: cULus, RCM

### Dimensions

#### Controller Interface

- W: 76mm; H: 76mm; D: 19mm

#### In-Ground Soil Moisture Sensor (without wires)

- W: 50mm; L: 200mm; D: 12mm
- 18 AWG wire leads @ 106.7 cm length

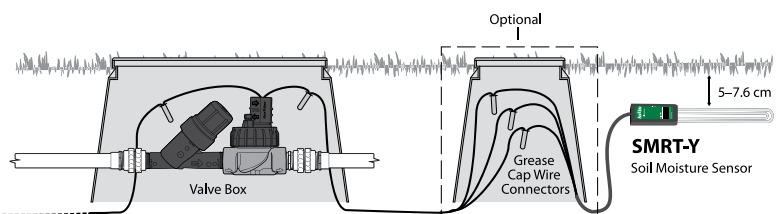
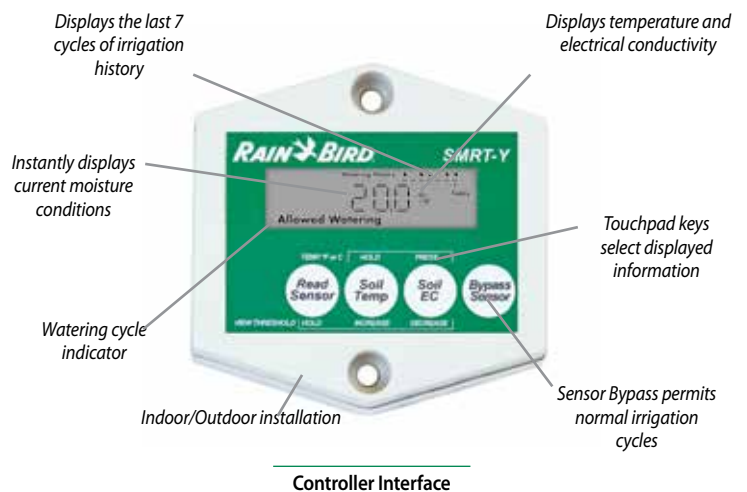
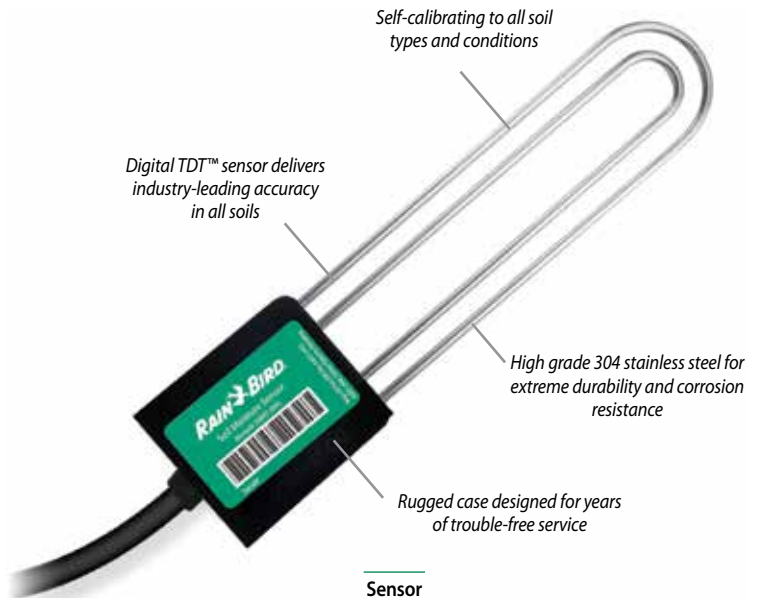
### SMRT-Y Kit

#### Includes

- Controller Interface
- In-Ground Soil Moisture Sensor
- Anodized, rust-proof screws, 3.8 cm (two per package)
- Wire nuts – 5 blue, 2 gray, 1 yellow
- Multilingual instruction manual, "Quick Start" Guide and Soil Moisture sticker

#### Models

- SMRT-Y: Soil Moisture Sensor Kit







Introduction

Spray Bodies

Spray Nozzles

Rotors

Valves

Controllers

Central Controls

Drip Irrigation

Filtration

Resources

## Central Controls



### Water Saving Tips

- Maxicom<sup>2</sup>, SiteControl, and IQ™ Systems provide fully-automated ET (evapotranspiration) adjustment of irrigation programs for maximum water savings.
- Maxicom<sup>2</sup> and IQ™ FloWatch™ utility monitors and records real-time flow and automatically diagnoses and eliminates flow problems caused by broken pipes, vandalism or stuck valves.
- The New Rain Bird® IQ™ Platform. The ultimate tool for remote water management. With no hidden fees, It's the perfect remote water management solution. With the new IQ-Cloud v. 3.0, you can control your irrigation system from any device, anywhere. With set up that takes less than five minutes, multi-user access and no recurring annual fees, you finally have the option you've been waiting for. Visit [www.rainbird.com/iq](http://www.rainbird.com/iq) and take control now.

## Major Products

System Name	IQ™ v3.0	SiteControl	Maxicom®
<b>System Type</b>	<b>Modular multi-site central control system</b>	<b>Modular single site central control system</b>	<b>Multi-satellite central control system</b>
Traditionally wired or two-wire decoder	Works with both	Works with both	Traditionally wired
Typical applications	Multi-site management with modular features. Ideal solution for water managers, schools, parks, corporate campuses and transportation departments	Single site management with modular features. Ideal for large resorts, cemeteries, shopping centers, theme parks and sports stadiums	Multi-site commercial or industrial irrigation applications. Ideal for municipalities, school districts, homeowner associations and park and recreation departments
Number of sites/system	999	1	200+
Local and/or remote site control	Local and remote	Local	Local and remote
Maximum number of simultaneous stations per site/system	5 per ESP-LXME 8 per ESP-LXD	3,584 per site	112 per CCU
Number of ET (weather) sources	100	4	16
Program adjustments by ET	Yes	Yes	Yes
Program adjustments by percentage	Yes	Yes	Yes
Programming by volume/gallons	No	No	Yes
Number of programs	4 per satellite	100 total per system	999 per CCU
Flow management capabilities	Yes	Yes	Yes
Flow monitoring/recording capabilities	Yes	Yes	Yes
High-flow shutdown	Mainline and laterals	Mainline only	Mainline and laterals
Low- or zero-flow shutdown	Mainline and laterals	No	Mainline and laterals
Alarms/warnings	Yes	Yes	Yes
Sensor input and manual bypass	Yes	Yes	Yes
Number of weather sensor inputs	One per ESP-LXME Four per ESP-LXD	Up to 200 sensor inputs per system	Up to 56 per CCU
Number of flow sensor inputs	One per ESP-LXMEF Five per ESP-LXD	Up to 200 sensor inputs per system	Up to 6 (two wire) or 20 (Link) per CCU
Software/password log-on protection	Yes	N/A	Yes
Remote control capabilities	Yes, IQ Mobile	Yes, Freedom System	Yes, Freedom System
Cycle+Soak™	Yes	Yes	Yes
Water window by program/schedule	Yes	Yes	Yes
Computer included with software	No	Yes	Yes
Computer programming	Yes	Yes	Yes
24/7 system monitoring	Yes, by the controller	Yes, by the computer	Yes, by the CCU
24/7 communication & feedback	No	Yes, computer to satellites and decoders	CCU to satellite
Remote site telephone, cellular, radio, Ethernet, Wi-Fi communication	All	No	All
Automatic remote site communication	Yes	No	Yes
Satellite controllers or decoders	ESP-LXME or ESP-LXD Satellites	ESP-SAT Satellites or FD-Series Decoders	ESP-SAT or ESP-SITE Satellites
Modular station capacity	ESP-LXME: 8-48 ESP-LXD: 50-200	No	No
Number of site/system interfaces	N/A – No interfaces required	8	>200
Number of satellites/system	16,000+	896	>5,600
Number of satellites/site interface	Up to 150 satellites per IQNet	Up to 112 per TWI	Up to 28 per CCU
Number of satellite stations/site	ESP-LXME: Up to 7,200 per IQNet ESP-LXD: Up to 30,000 per IQNet	Up to 21,504 per system	Up to 672 per CCU
Number of decoder addresses per site	Up to 30,000 per IQNet	Up to 4,000	N/A
Interactive map interface	No	Yes	No
GPS, CAD, SHP, BMP Import	N/A	Yes	BMP, PDF, JPEG
Valve control: stations or decoders	Both	Both	Satellite stations only
Estimated/actual water use report	Yes	Yes	Yes
Event recording (station operation)	Yes	Yes	Yes
Projected operation (dry/run) capability	Yes	Yes	Yes
Supported by Global Services Plan	Yes	Yes	Yes
Can also manage lighting and security systems	Yes	Yes	Yes



## IQ™ v3.0 Central Control Software

Modular Multi-Site Central Control

The IQ Platform offers state-of-the-art command and control features in an easy to learn and use interface. IQ provides advanced water management features saving money and time. The IQ Platform consists of three options: IQ-Desktop v. 3.0, IQ-Cloud v. 3.0, and IQ-Enterprise v. 3.0.

### Applications

All IQ versions provide remote programming, management, and monitoring of ESP-LX Series Controllers from the computer in your office. IQ is the perfect irrigation control solution for parks departments, school districts, property managers, landscape maintenance contractors, and water managers. IQ can manage small single-controller sites as well as large multi-controller sites and supports both ESP-LX Series traditionally-wired and 2-wire decoder controllers.

IQ-Desktop is installed and operated on a single desktop computer. IQ-Desktop is ideal for organizations with one administrator who can control the system from their computer in their office. The IQ-Desktop software package provides 5-satellite controller capacity. IQ software satellite controller capacity can be upgraded in 5-satellite increments with the IQ5SATSWU.

IQ-Cloud is a cloud based service allowing users to login and control their irrigation system from any internet connected device.

IQ-Cloud is ideal for organizations with multiple irrigation system administrators and/or users that require mobility. IQ-Cloud features IQ-Mobile which provides quick access to key features in an interface designed for touchscreen devices found in smartphones or tablets. Users are not restricted to an initial capacity and can add satellites at will. Internet access is required.

IQ-Enterprise is installed on a server and enables organizations with internet access security/restrictions and a robust local area network to install their own private IQ-Cloud. Users can get all the mobility benefits of IQ-Cloud and comply with IT restrictions. IQ-Enterprise software package provides 5-satellite controller capacity. IQ software satellite controller capacity can be upgraded in 5-satellite increments with the IQ5SATSWU.

### IQ Platform Software Features

- Software 5-satellite controller capacity upgradable in 5-satellite increments (Desktop & Enterprise)
- Compatible with ESP-LXM & ESP-LXME traditionally-wired and ESP-LXD 2-wire decoder controllers

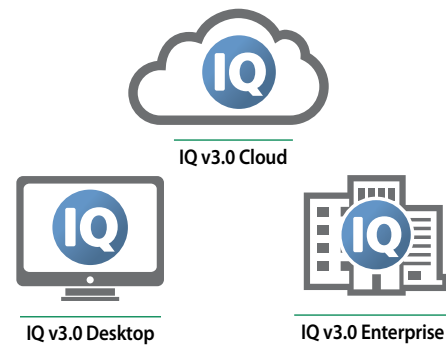
Visit [www.rainbird.com/iq](http://www.rainbird.com/iq) to learn more about the features included the IQ Platform.

### Additional 5-Satellite Capacity Upgrade

- IQ Software satellite controller capacity can be upgraded in 5-satellite increments
- Additional capacity is added through a purchased software activation keycode

### Recommended Computer Requirements for IQ-Desktop

- Operating System: Windows® XP, 7 or 8, 32-bit or 64-bit
- Processor: Intel I5-540M or equivalent
- RAM Memory: 3 GB
- Available Hard Disk Space: 10 GB
- CD-ROM Drive: 8X speed minimum
- Display Resolution: 1024 x 768 minimum
- Network Connection (for Ethernet, WiFi, GPRS)
- Serial Port or USB to Serial Adapter (for Direct Connect and External Modem communication)
- Operating System: Windows® XP, 7 or 8, 32-bit or 64-bit



IQ v3.0 Desktop

IQ v3.0 Enterprise



IQ v3.0 Software

### How to Specify

#### IQ V3.0 SOFTWARE

- IQADVCECD: 5-Satellite Capacity with advanced feature packs included
- IQ5SATSWU: Software 5-Satellite Capacity Upgrade

## TBOS Integration in IQ Cloud

TBOS-II Controller Series enables remote control from IQ Cloud via radio communication. This feature is available through installation of an IQ TBOS Master Radio Module into an IQ ESP-LX satellite

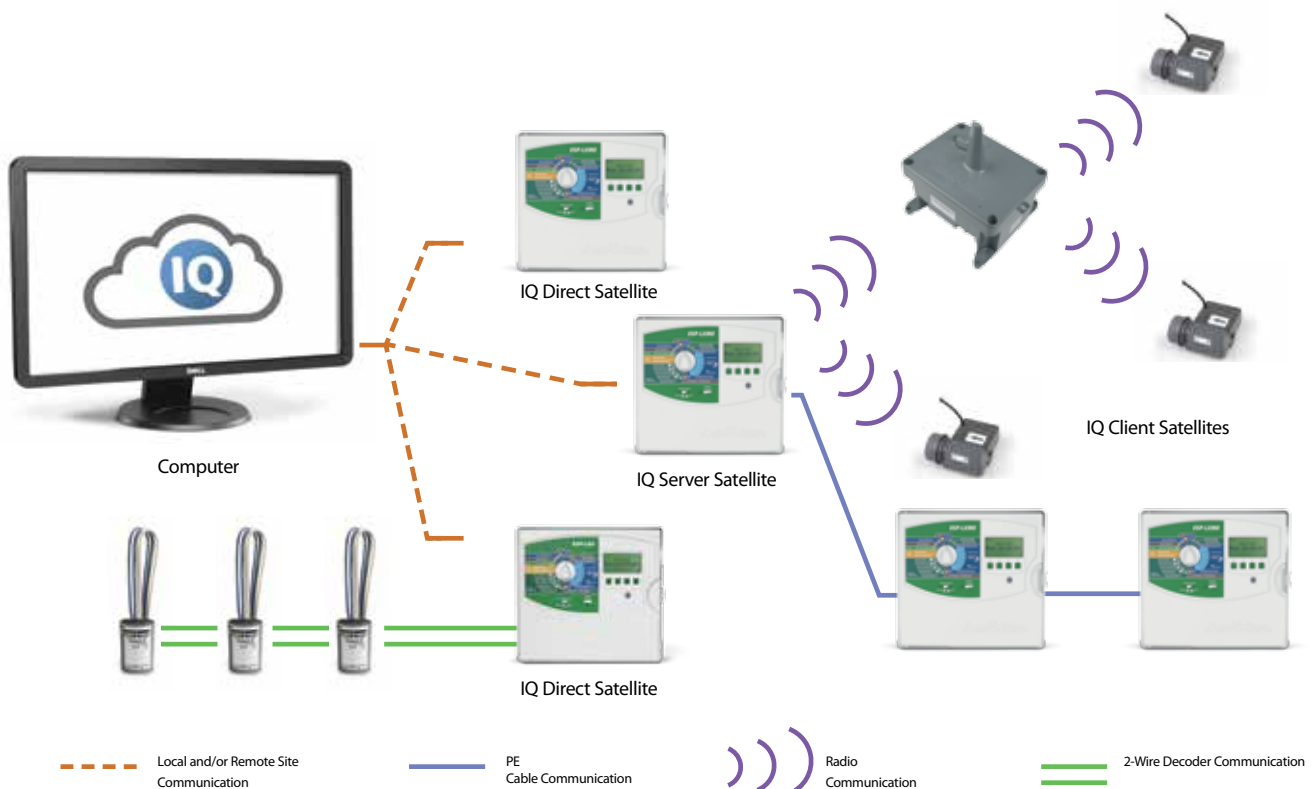
### Specifications

- IQ Cloud enables support of 250 TBOS Networks
- IQ TBOS Master Radio Module is installed in an ESP-LX series server satellite controller to remotely controlled TBOS/TBOS-II control modules in the field
- A TBOS Radio Network consists in one Master Radio Module, zero to fifteen TBOS Radio Relay(s) and one or several TBOS/TBOS-II Control Modules (equipped with TBOS-II Radio Adaptors)
- Each Radio Relay (including IQ TBOS Master Radio Module) can manage up to 32 TBOS/TBOS-II Control Modules via Radio (equipped with TBOS-II Radio Adaptors), for a maximum total of 512 TBOS clients per TBOS Net

### Central Control Features

- Backward compatibility: all TBOS control modules can be centralized on IQ Cloud if equipped with TBOS-II adapter
- IQ Cloud can manage up to 250 IQ TBOS Master Radio Module (1 per SERVER satellite)
- IQ Cloud enables to automatically learn TBOS radio network in order to communicate with in-field TBOS/TBOS-II controllers

- IQ Cloud enables naming control modules and stations. Reverse Synchronize operation overwrites station and controller names with actual device names on the field
- IQ Cloud reflects the battery charge level of TBOS-II control modules, radio adapters and TBOS radio relays
- IQ Cloud enables TBOS dry-run
- IQ Cloud enables all manual and programming commands: start station, start program, cancel all, test all stations, rain delay, Off command, On command
- IQ Cloud enables programming and data synchronization and reverse synchronization
- IQ Cloud enables IQ TBOS Master Radio Module and TBOS Radio Relay firmware upgrade
- TBOS-II control module standard sensor connection accommodates dry contract sensors (rain) but when centralized on IQ also accommodates pulse dry contact sensor (flow)
- Flow sensor alerts retrieve in IQ Cloud every 12 hours or per user request



## Hardware

### IQ TBOS Master Radio Module

- IQ TBOS Master Radio Module is installed in an ESP-LX series server satellite controller to remotely controlled TBOS/TBOS-II Control Modules in the field
- It provides:
  - Serial communication with Network Communication Cartridge (send and receive data from remote PC)
  - Radio communication with max. 15 TBOS Radio relays
  - Radio communication with max. 32 nearby TBOS-II radio adaptors
  - Sensor alarm management
  - Installed in one of the 4 ESP-LX station Module slot (max. one per controller)
- Radio communication operates on license free ism bands
- A TBOS net radio network consists in one (1) Master Radio Module, zero (0) to fitting (15) TBOS Radio Relay(s) and one or several TBOS-II Radio adapter
- An IQ TBOS Master Radio Module enables remote control of 32 TBOS/ TBOS-II control modules within its radio range.  
ITBOS MRM EU (P/N: F48320)



IQ TBOS Master Radio Module

### TBOS Radio Relay

- Radio operates on license-free ism bands
- IP44 class
- TBOS radio relays are expected to be installed on high points. In some external installations power supply may be available only by night. An internal Battery pack (sealed-lead battery, 6V, 2.5Ah) is included. The battery is delivered disconnected so as to preserve its service life. Once the battery is connected, it switches to "active" mode and needs to be regularly recharged. The following cycle is necessary to fully charge the battery: 8h charging at night on public lighting, 16h discharging during the day (with or without radio traffic)
- Supply between 207V and 244V AC
- Relay input voltage between 12 and 14V
- Radio range in open field:
  - between 2 TBOS Radio Relays: approx. 1200 m
  - between TBOS Radio Relay and TBOS-II Radio Adapter: approx. 300 m
  - between TBOS Radio Relay and TBOS-II field transmitter: approx. 100 m (ITBOS RR EU)



TBOS Radio Relay

### Operation Specifications

- Operating temperature: -10° to +65°C
- Operating humidity: 95% max. at +4°C to +49°C

### Electrical Specifications

- Supply between 207V and 244V AC
- Relay input voltage between 12 and 14V

### Model

- IQ TBOS: Feature Pack is standard in IQ Cloud and optional for IQ Desktop and IQ Enterprise

## IQ NCC Network Communication Cartridge

Upgrades any ESP-LX Series Controller to an IQ Central Control Satellite Controller

### Features

- IQ is the perfect irrigation control solution for parks departments, school districts, property managers, landscape maintenance contractors and water managers. IQ can manage small single-controller sites as well as large multi-controller sites. IQ NCC cartridges are compatible with the ESP-LXME Controller with 1- to 48-station capacity and ESP-LXD Decoder Controller with 1- to 200-station capacity
- IQ NCC cartridges are initially configured through a setup wizard provided in the ESP-LX Series Controller IQ Settings dial position. Communication setting parameters are configured through the IQ software or the NCC Configurator Software designed for netbook/laptop use on the job site

### Direct Satellites

- Single controller sites would use an IQ NCC cartridge configured as a Direct satellite. A Direct satellite has an IQ central computer communication connection but no network connections to other satellites in the system

### Server & Client Satellites

- Multi-controller sites would use one IQ NCC cartridge configured as a Server satellite and the other NCC cartridges configured as Client satellites. The Server satellite has an IQ central computer communication connection and shares this communication connection with the Client satellites through high-speed data cable or radios. The communication connection between Server and Client satellites is called the IQNet™
- Satellites on a common IQNet can share weather sensors and master valves
- Server and Client satellites using high-speed data cable for IQNet communication require installation of an IQ CM Communication Module. Server and Client satellites using radio communication for IQNet communication require installation of an IQSSRADIO radio. Each cartridge kit includes cables to connect the NCC cartridge to connection module and/or radio

### IQ NCC 3G Cellular Cartridge

- Includes embedded 3g/Cellular Data Modem with antenna connector
- Includes internal antenna for plastic controller enclosures (optional external antenna available for metal case controller enclosures)
- Requires Cellular data service plan with static IP address from Cellular Service Provider
- Available with 1st year of communication service included. Cartridge with included communication service not offered in all areas

### IQ NCC-EN Ethernet Cartridge

- Includes embedded Ethernet Network Modem with RJ-45 port
- Includes RJ-45e patch cable (requires LAN network static IP address)

### IQ NCC-RS RS232 Cartridge

- Includes RS-232 Port for IQ Direct Cable or External Modem communication connection to the IQ central computer, and external modem cable (IQ Direct Cable provided with IQ Software Package)
- Used for Direct or Server Satellite applications requiring direct cable connection or external modem (radio or other 3rd-party device) communication with the IQ central computer, and for Client Satellite applications requiring IQNet high-speed data cable or radio communication with the Server Satellite

### IQ FSCM-LXME Flow Smart Connection Module

- Provides IQNet high-speed data cable connections for ESP-LXME Controller
- Includes Flow Smart Module and Base Module functions
- Replaces standard ESP-LXME Base Module

### IQ CM-LXD Connection Module

- Provides IQNet high-speed data cable connections for ESP-LXD Controller
- Installs in ESP-LXD 0 (zero) module slot

### IQ SS-Radio Radio Modem

- Provides IQNet wireless radio communication between Server and Client satellite controllers
- Can also be used with the IQ NCC-RS RS232 Cartridge for IQ central computer to Direct or Server satellite radio communication
- Includes power supply and external antenna (programming software and cable provided separately)



IQ NCC Network  
Communication Cartridge



## SiteControl

A Full-Featured Central Control System for Single Site Applications

### Features

- Advanced Graphical Tracking- Maps generated by GPS technology or AutoCAD recreate your site. Interactive mapping and on-screen graphics show your complete site with location of individual valves and sprinklers allows you to measure and calculate areas from your map
- Smart Weather™ is designed to take complete advantage of Rain Bird's most advanced line of weather stations, tracks ET and rainfall via a weather station and reacts to current weather conditions based on user-defined options. Advanced warning system accepts user-defined sensor thresholds. System operator is immediately alerted if thresholds are exceeded
- RainWatch™ uses tipping bucket rain can(s) to detect and suspend irrigation while measuring rainfall. When rain stops, irrigation resumes with run times reduced according to measured rain
- Minimum ET- allows setting minimum ET threshold values for irrigation to take place. Promotes deep watering for optimum turf conditions
- Automatic ET automatically adjust run times in relation to fluctuations in Evapotranspiration (ET) values
- Remote System Control allows you to take control of your system and operate SiteControl from anywhere on your site using the Rain Bird FREEDOM System. Phone (landline or cellular) or radio communication options
- Hybrid System operates Satellite Controllers and/or Two-Wire Decoders
- SiteControl Plus operates four Large Decoder Interfaces (LDI), each capable of operating up to 1,000 solenoids with Hybrid system, can further expand capabilities by combining Two-Wire Decoder and/or Satellite Controller options up to four total interface devices

### Superior Monitoring and Scheduling

- Flo-Graph™ allows visibility of real-time graphics with individual station information presented in colorful charts
- Flo-Manager™ balances system demands and maximum capacities with efficiency helping to lower water demand, reduce system wear and tear and save energy
- Cycle + Soak™. Better control the application of water on slopes and in areas with poor drainage
- QuickIRR™ Quick and easy method to build irrigation schedules and programs based on your parameters

### Other Features

- Up to 200 points of connection
- Up to 200 pulse sensors
- Water usage logs
- Station run-time logs
- Posted and dry run logs
- ET spreadsheet
- 1 year Global Service Plan included

### Models

- SCON: Desktop PC with SiteControl software, includes 1 year Global Support Plan (GSP)

### Software Module Options

- Smart Weather
- Rain Bird Messenger (for Smart Weather)
- Automatic ET
- Hybrid Module
- Smart Sensor
- Map Utilities
- Freedom
- 8 Additional Locations
- Additional Wire-Path (2nd)
- Additional Wire-Path (3rd)
- Additional Wire-Path (4th)
- SiteControl Plus
- Smart Pump
- MI (Mobile Interface)

### Global Service Plan (GSP)

- Visit [rainbird.com/gsp/index.htm](http://rainbird.com/gsp/index.htm) for more information.



SiteControl

## SiteControl Hardware

### TWI Satellite Interface

- Allows real-time, two-way communication between SiteControl Central Controller and field satellites
- Allows use of advanced in-field capabilities of ESP-SAT twowire or LINK versions
- Modular capacity can grow with the site

### Two-Wire Decoder Interface

- Allows real-time, two-way communication between SiteControl Central Controller and decoders
- Connects the powerful capabilities of SiteControl with the ease of installation and security of a two-wire decoder system
- System can be set up and expanded according to project needs

### ESP-SAT Satellite Controller

- 40 Stations Satellite Controller
- Field Satellite Controller for Maxicom<sup>2</sup> or SiteControl Central Control systems
- The power of an advanced water-management tool, in an easy-to-use package
- All the features and stand-alone capabilities of the Rain Bird ESP-MC Controller line

### Spread Spectrum Radio

- Frequency hopping to avoid interference
- Reduced cost of ownership, no FCC license required
- No FCC restrictions on antenna height (User should check local laws)
- Radios can be set up as repeater to achieve great distances and overcome obstacles

### Ethernet Devices

- Use Ethernet networks to:
  - Communicate from Central Control Computer to CCUs, SiteSats, TWIs and weather stations
  - Communicate from CCU and TWIs to ESP-Sats

### WS-PRO Weather Stations

- Scientific accuracy sensors located three meters above the ground for added vandal-resistance
- Powerful, internal micro-logger for climatic data collection, logging and analysis, constant communication with weather sensors, and storage of 30 days of data
- Rugged yet lightweight metal construction;

### Sensor-Pulse Decoders

- Complete feedback system
- Extends central control system versatility
- Color-coded wire leads for ease of installation
- Programmable address codes for individual operation

### RAINGAUGE Rain Sensor

- Accurate rain counter switch counts rainfall in 1/100th inch increments
- Heavy-duty metal construction
- Mounting bracket
- Debris screen

### ANEMOMETER Wind Sensor

- Accurate wind speed measurement for high-wind shutdown or interrupt of irrigation programs
- Heavy-duty metal mounting bracket
- Requires PT322 or PT3002 Pulse Transmitter for use with Maxicom<sup>2</sup> System

### Maxi Interface Boards

- Upgrades an ESP-MC Controller (wall mount or pedestal) to an ESP-SAT Satellite Controller
- No additional enclosures or external wiring required
- Installs on stand-offs on controller output board

### MSP-1 Surge Protection

- Protects central control components from electrical surges on a two-wire communication path
- Can be installed in satellite or CCU pedestal or in valve box in conjunction with MGP-1 (Maxicom<sup>2</sup>® Grounding Plate)

### MGP-1 Surge Grounding Plate

- Provides a mounting location for MSP-1 or other grounding wires directly to a grounding rod or pipe
- Installed on grounding rod or pipe



TWI Interface



ESP-SAT Satellite Controller



ESP-MIB-TW



DEC-SEN-LR DEC-PUL-LR

## Maxicom<sup>®</sup> version 4.4 now available

Multi-Site Central Control Ideal for Large Commercial Systems

### New for version 4.4

- Windows 8 compatibility
- Seek & Eliminate Low Flow (SELF) – Automatically diagnose a low flow problem
- Station Lockout – Quarantine zones that have had high/low flow alarms until the user takes action
- Station Priorities for Flow Manager – allows the user to alter the sequence of irrigation zones by assigning priorities when flow manager is being used
- Queued irrigation max run time limit increased from 99 minutes to 999 minutes
- Adjustable rain can settings
- Seek & Eliminate Excessive Flow (SEEF) improvement to account for manual adjustments
- Database trim setting is no longer fixed and is user-selectable so users can decide how far back the records go
- Phone number/address field works with URLs and longer IP Addresses
- Field Device Configuration Report now includes satellite names and sensor names

### System Features

- Maxicom<sup>2</sup> Central Controller Package comes with Maxicom<sup>2</sup> software, pre-configured computer, Global Service Plan (GSP), and training
- Control hundreds of ESP-SITE-SAT Satellites (single controller sites) and Cluster Control Units (CCUs) which can each control up to 28 individual ESP-SAT Satellite Controllers on multi-controller sites
- Monitor dozens of Weather Sources including WSPRO2 Weather Stations, ET Managers, or rain counting sensors (Raingauge)
- Freedom Remote Control allows manual operation of system through a cellular phone or radio
- Multiple log and water usage reports are generated automatically to track system operation and water savings

### Water Management Features

- Cross satellite schedule operation; 999 separate schedules per CCU provides precision watering of areas and microclimates
- ET Checkbook™ manages Evapotranspiration (ET) and automatically adjusts Satellite Controller station run-time or day cycle intervals to match the landscapes water requirements
- FloManager™ manages the total flow demand placed on the water source(s), optimizing both the available water and watering window
- FloWatch™ monitors flow sensors at each water source, records flow, and automatically reacts to problem flows by shutting down the effected portion of the system (individual valve or mainline)
- RainWatch™ monitors rain counting sensors, records rainfall, and automatically reacts to rainfall by interrupting irrigation, waiting to see how much rain has fallen, and determines if the irrigation should be resumed or cancelled

### Operational Features

- Communication Control Engine automatically sends updated programming to sites before watering begins and retrieves logs after irrigation is completed; manual operation can be performed at any time
- Start day cycles: Custom (day of the week), Odd/Even, Odd31, or Cyclical and include Event Day Off Calendar scheduling
- Station run-times programmable from 1 minute to 16 hours
- Cycle + Soak™ optimizes water application to soil infiltration rate, reducing runoff and puddling
- Control non-irrigation functions such as lighting, fountains, door locks and gates

### Maxicom<sup>2</sup> Communications Options

- Central Controller to CCU: Phone, direct connect, radio, cellular, network (Ethernet, Wi-Fi, fiber-optics)
- CCU to ESP-SAT2: Two-wire path
- CCU to ESP-SATL: Radio, MasterLink, network (Ethernet, Wi-Fi, fiber-optics)

### Global Service Plan (GSP)

- Visit [rainbird.com/gsp/index.htm](http://rainbird.com/gsp/index.htm) for more information.

### Models

- MC2GOLD1: New System - Desktop PC with Maxicom software, includes 1 year Global Support Plan (GSP)
- GSPMCP3: Current GSP Or Expired GSP Subscribers, Desktop PC with Maxicom software, includes 3 Years Platinum Plus Global Support Plan
- GSPMXPCIA: Current GSP Subscribers, Desktop PC with Maxicom software, based on 3 Year Platinum Plus Global Support Plan, includes year 1 GSP, requires year 2 and 3 GSP to be purchased separately (M95543A2)
- GSPMXPPCIM: Current GSP Subscribers, Desktop PC with Maxicom software, based on 3 Years Platinum Plus Global Support Plan, includes month 1 GSP, requires month 2 - 36 GSP to be purchased separately (M95544M2)
- GSPMXPPNIA: New GSP or Expired GSP Subscribers, Desktop PC with Maxicom software, based on 3 Years Platinum Plus Global Support Plan, includes year 1 GSP, requires year 2 and 3 GSP to be purchased separately (M95541A2)
- GSPMXPPNIM: New GSP or Expired GSP Subscribers, Desktop PC with Maxicom software, based on 3 Years Platinum Plus Global Support Plan, includes month 1 GSP, requires month 2 - 36 GSP to be purchased separately (M95542M2)
- MC2UPG: Maxicom Upgrade Software - CD Only, upgrade existing Maxicom 1.X, 2.X and 3.X system to latest Maxicom Version



Maxicom

## Maxicom<sup>2</sup>® Hardware

### Cluster Control Unit CCU Interface

- Runs real-time operations of a site consisting of up to 28 satellites
- Adapts station sequence to changing conditions for maximum efficiency
- Instantly responds to unexpected conditions and sensor inputs

### ESP-SAT Satellite Controller

- 40 Stations Satellite Controller
- Field Satellite Controller for Maxicom<sup>2</sup> or SiteControl Central Control systems
- The power of an advanced water-management tool, in an easy-to-use package
- All the features and stand-alone capabilities of the Rain Bird ESP-MC Controller line

### ESP-SITE-SAT Satellite Controller

- 24, 40 Stations Satellite Controller
- Combines power of a Cluster Control Unit (CCU) with capabilities of a single ESP-Satellite controller for small Maxicom<sup>2</sup> sites
- Advanced water-management tool, in an easy-to-use package
- All the features and stand-alone capabilities of the Rain Bird ESP-MC Controller line

### Spread Spectrum Radio

- Frequency hopping to avoid interference
- Reduced cost of ownership, no FCC license required
- No FCC restrictions on antenna height (User should check local laws)
- Radios can be set up as repeater to achieve great distances and overcome obstacles

### Ethernet Devices

- Use Ethernet networks to:
  - - Communicate from Central Control Computer to CCUs, SiteSats, TWIs and weather stations
  - - Communicate from CCU and TWIs to ESP-Sats

### WS-PRO Weather Stations

- Scientific accuracy sensors located three meters above the ground for added vandal-resistance
- Powerful, internal micro-logger for climatic data collection, logging and analysis, constant communication with weather sensors, and storage of 30 days of data
- Rugged yet lightweight metal construction

### Sensor-Pulse Decoders

- Complete feedback system
- Extends central control system versatility
- Color-coded wire leads for ease of installation
- Programmable address codes for individual operation

### RAINGAUGE Rain Sensor

- Accurate rain counter switch counts rainfall in 1/100th inch increments
- Heavy-duty metal construction
- Mounting bracket
- Debris screen

### ANEMOMETER Wind Sensor

- Accurate wind speed measurement for high-wind shutdown or interrupt of irrigation programs
- Heavy-duty metal mounting bracket
- Requires PT322 or PT3002 Pulse Transmitter for use with Maxicom<sup>2</sup> System

### Maxi Interface Boards

- Upgrades an ESP-MC Controller (wall mount or pedestal) to an ESP-SAT or ESP-SITE Satellite Controller
- No additional enclosures or external wiring required
- Installs on stand-offs on controller output board

### MSP-1 Surge Protection

- Protects central control components from electrical surges on a two-wire communication path
- Can be installed in satellite or CCU pedestal or in valve box in conjunction with MGP-1 (Maxicom<sup>2</sup>® Grounding Plate)

### MGP-1 Surge Grounding Plate

- Provides a mounting location for MSP-1 or other grounding wires directly to a grounding rod or pipe
- Installed on grounding rod or pipe



CCU-28-W



ESP-40SAT-2W Satellite



MSP-1



MGP-1



RAINGAUGE



## WS-PRO Weather Stations

Maxicom<sup>2</sup>® (WS-PRO2 only), SiteControl, IQ™ v3.0 (WS-PRO2 and WSPROLT)

### Features

- Scientific accuracy sensors located three meters above the ground for added vandal-resistance
- Powerful, internal micro-logger for climatic data collection, logging and analysis, constant communication with weather sensors, and storage of 30 days of data
- Rugged yet lightweight metal construction
- Self-diagnostic test mechanisms: internal moisture, battery voltage level, test port for local sensor check, and simple-to-service sensors and internal components
- State-of-the-art weather software calculates ET values, stores daily and historic ET values, monitors and displays current weather conditions, and graphically displays weather parameters

### SiteControl Features

- WS-PRO2 and WS-PRO-LT Weather Station compatibility is standard for SiteControl v3.0 or later software
- SiteControl can interface with up to 6 weather stations
- Automatic communication between Central Controller and Weather Station requires SiteControl Automatic ET Software Module
- SiteControl Smart Weather Software Module enables automatic, user defined reactions to weather events (rain, freeze, high wind, etc.)

### IQ™ v3.0 Features

- WS-PRO2 or WS-PRO-LT Weather stations are compatible with IQ™ v3.0 or later software with advanced ET Feature Pack (IQAETFP)
- Automatic communication between the IQ™ v3.0 central and weather station requires the communication feature pack (IQACOMFP)
- Weather data retrieval hourly or custom retrieval times up to 5 per day
- IQ can interface with 100 weather stations

### Maxicom<sup>2</sup>® Features (WS-PRO2 only)

- WS-PRO2 Weather Station compatibility is standard for Maxicom<sup>2</sup>® v3.6 or later software
- Each site can have its own Weather Station or can share between sites
- Automatic communication standard
- Up to 24 automatic weather data retrievals can be configured per day

### Weather Station Sensors

- Air Temperature
- Solar Radiation
- Relative Humidity
- Wind Speed
- Wind Direction
- Rainfall

### System Compatibility

- Maxicom<sup>2</sup> (WS-PRO2 only)
- SiteControl (requires Automatic ET Software Module)
- IQ™ v3.0 with Advanced ET Feature Pack
- ET Manager Weather Reach Server Software

### Models

- WS-PRO2-DC Direct Connect model – 2-pair wire connection with Central Controller via short-haul modem
- WS-PRO2-PH Phone Connect model – dial-up phone modem for phone communication with Central Controller
- WS-PRO-LT-SH Short Haul model – 2-pair wire connection with Central Controller via short-haul modem



WS-PRO2  
Weather Station

## Global Service Plans

Support for your Central Control System — Software Support, Hardware Support, Upgrades, Exchanges, System Protection

### IQ Software Support

- Professional diagnosis and assistance with toll-free phone support and direct on-line access to your system
- Sharpen your knowledge and stay up to date with the latest technical training and news
- The latest central control software and service packs included
- Piece-of-mind that your system is protected.

### Maxicom and SiteControl Support

- Unlimited toll free GSP phone support
- A Rain Bird GSP Central Control Computer included with most service plans
- Automatic daily database cloud backups available for qualifying plans
- Upgrades to the latest central control software version
- MI Series Software included for SiteControl with most service plan options
- Minimize downtime with rapid hardware replacement and loaner equipment

**Rain Bird has several plans and payment options to choose from. You can select from a fully comprehensive coverage plan to a basic coverage plan.**

### Board Exchange Services

Use Rain Bird factory-tested replacement components to improve and upgrade your controllers. We offer a variety of replacement components for your field controllers, interface devices, and weather stations. These include cables, transformers, pedestals, brackets, enclosures, and sensors. We also carry radios and wireless accessories to support LINK™, 900MHZ, and cellular communication.

- All boards are new or reconditioned with original Rain Bird quality parts
- Most support plans include an additional 20% discount on replacement boards
- Extensive stock of Rain Bird circuit boards including hard to find items

**Contact us today at [gspmarketing@rainbird.com](mailto:gspmarketing@rainbird.com) to learn more about how we can support you.**





# Drip Irrigation

Major Products						
Primary Applications	Single outlet emitter	Multi-outlet emitter	Bubbler emitter	Spray	Inline emitter (Dripline)	RWS
Thick bushes		•	•	•	•	
Single bush	•					
Small trees	•	•			•	•
Large trees	•	•	•			•
Ground cover		•		•	•	
Annuals			•	•	•	
Mixed vegetation	•	•			•	
Potted plants	•		•	•	•	
Hedges	•				•	
Vegetation on slopes	•				•	

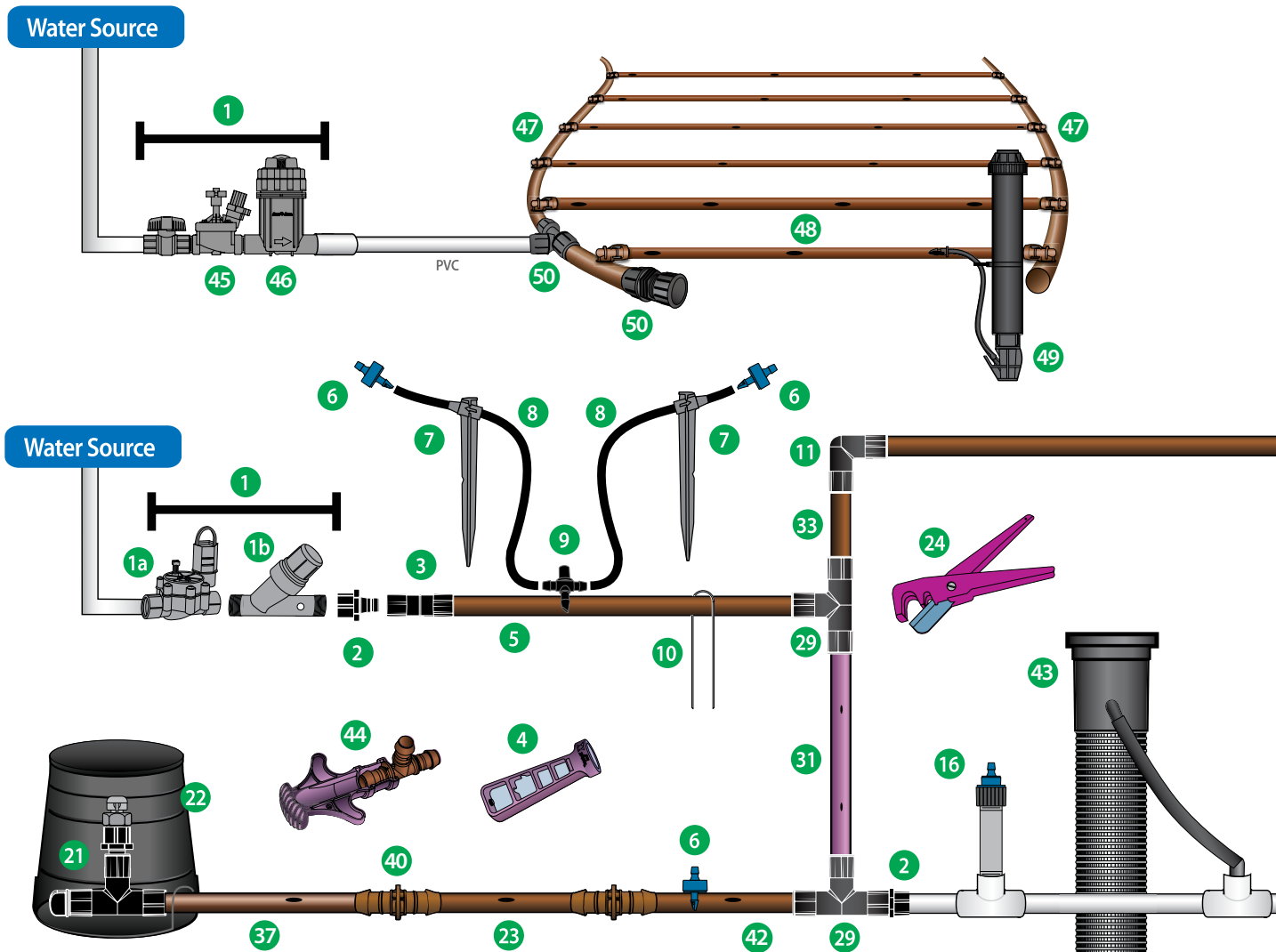


## Water Saving Tips

- Drip products deliver water directly to the root zone. Use dripline for dense plantings where it's cost effective to distribute low-volume water evenly. Use a system of precise emitter devices for sparse plantings where it's cost effective to separately irrigate each plant.
- Use drip to eliminate overspray, and you'll eliminate waste. Eliminate unsightly spray stains on buildings and fences. Eliminate soil erosion, water runoff, and potential litigation. Walkways, roads, and vehicles stay dry.
- Ask your tax advisor about capital depreciation when calculating your return-on-investment for a drip retrofit. Save water, and save money at the same time.



## Landscape Drip System Overview



- |  |  |  |
|--|--|--|
| 1. Control Zone Kit (pg. 116)            | 8. XQ ¼" Distribution Tubing (pg. 117) | 17. ¼" Self-Piercing Barb Connector (pg. 98) |
| 1a. Low Flow Valve (pg. 121)             | 9. ¼" Barb Tee (pg. 115)               | 18. SQ Series Square Nozzle (pg. 101)        |
| 1b. Pressure Regulating Filter (pg. 123) | 10. Tie-Down Stake                     | 19. Xeri-Pop (pg. 103)                       |
| 2. Easy Fit Female Adapter (pg. 115)     | 11. Easy Fit Elbow (pg. 115)           | 20. Xeri-Bubbler SPYK (pg. 98)               |
| 3. Easy Fit Coupling (pg. 115)           | 12. Diffuser Bug Cap (pg. 105)         | 21. XBER12 Air Relief Valve Kit (pg. 116)    |
| 4. Xeriman Tool (pg. 97)                 | 13. PC Emitter Diffuser Cap (pg. 95)   | 22. SEB-7X Emitter Valve Box                 |
| 5. XF Series Blank Tubing (pg. 116)      | 14. PC Module-1032 (pg. 100)           | 23. XFD Dripline (pg. 107)                   |
| 6. Xeri-Bug Emitter (pg. 96)             | 15. PolyFlex Riser Assembly (pg. 101)  | 24. Tubing Cutter (pg. 117)                  |
| 7. ¼" Tubing Stake (pg. 105)             | 16. Xeri-Bug Emitter - ½" FPT (pg. 96) | 25. Xeri-Bird 8 (pg. 99)                     |



### Targeted Watering with Landscape Drip

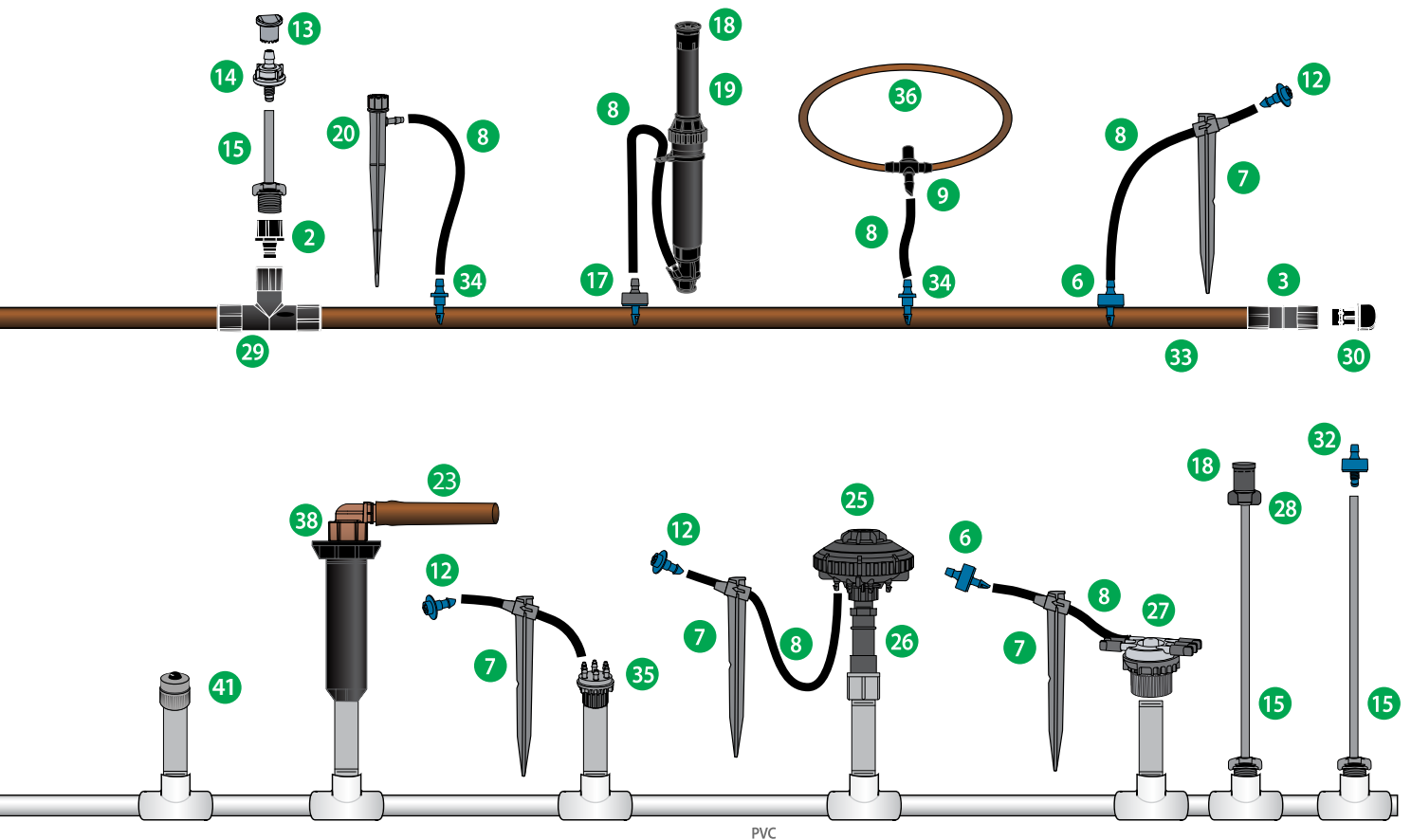
Rain Bird Xerigation®/Landscape Drip products are made especially for low-volume irrigation systems. By delivering water at or near the plants' root zones, Rain Bird Xerigation® products offer targeted watering with the following advantages:

- Water conservation
- Greater efficiency (target each plant)
- Design flexibility; simple construction and easily expandable
- Healthier plants
- Reduced liability (e.g. no overspray, no runoff)
- Minimization of weed growth
- Cost savings

### Broadest Product Line in the Industry

With over 150 products, Rain Bird has the products needed for your application. Systems can be designed to meet any site requirements and offer many exclusive Rain Bird advances including:

- Flexible XF Series dripline with advanced polymers that provide kink-resistance and reduced coil memory for easier installation
- Compact Control Zones with combined pressure regulator and filter to reduce parts, potential leak problems, and allow for fitting more Control Zones in a valve box
- Precision low volume SQ spray nozzles that offer a square wetting pattern and adjust to either 0.8 m or 1.2 m throw distances
- Point-source emitters that provide pressure compensation with a wide selection of flow rates and three inlet options (Barb, 1032 threaded, and ½" FPT)
- XFS dripline with Copper Shield Technology™ for use in sub-surface applications under turf or shrub and groundcover areas. The copper chip effectively protects the emitter from root intrusion



- 26. Retrofit Pressure Regulator (pg. 123)
- 27. 6 Outlet Manifold (pg. 98)
- 28. SQ Series Nozzle Adapter (pg. 101)
- 29. Easy Fit Tee (pg. 115)
- 30. Easy Fit Flush Cap (pg. 115)
- 31. Purple XF Dripline (pg. 107)
- 32. Xeri-Bug Emitter - 1032 (pg. 96)
- 33. XF Series Blank Tubing (pg. 116)
- 34. ¼" Barb Connector (pg. 115)

- 35. Multi-Outlet Xeri-Bug (pg. 98)
- 36. ¼" Landscape Dripline (pg. 116)
- 37. XFS Sub-Surface Dripline with Copper Shield Technology
- 38. RETRO-1800 Spray-to-Drip Retrofit Kit
- 39. XT-025 ½" FPT x Barb Grey Transfer Fitting
- 40. XFF Coupling (pg. 114)
- 41. PCT Bubbler (pg. 100)

- 42. XFCV Dripline with Heavy-Duty check valve (pg. 109)
- 43. RWS (Root Watering System) (pg. 106)
- 44. XF Insertion Tool (pg. 114)
- 45. PEB Valve (pg. 56)
- 46. Pressure Regulating Filter (pg. 124)
- 47. QF Dripline Header (pg. 113)
- 48. XF Series Dripline (XFD/XFS/XFCV) (pg. 107-111)
- 49. Operation Indicator (pg. 113)
- 50. Twist Lock Fittings (pg. 112)

## Xeri-Bug™ Emitters

Point-Source Low-Flow Emitters for Watering the Root Zones of Plants, Trees, and Container Plants

### Features

- The only emitters with self-piercing barbs, making them the easiest to install using the Xeriman™ tool
- Widest selection of pressure-compensating emitters, with 3 flow rates
- Most compact and unobtrusive emitters
- Flow-rates of 2, 4 and 8 l/h
- Pressure-compensating design delivers uniform flow throughout a wide pressure range (1.0 to 3.5 bar)
- Available with self-piercing barb for quick, one-step insertion into ½" (12 mm) or ¾" (16 mm) drip tubing
- Outlet barb securely retains ¼" (6 mm) Distribution Tubing (XQ)
- Design makes installation and maintenance easy
  - Self-flushing action minimizes clogging
  - Robust design made from highly inert materials that are resistant to chemicals
  - Durable plastic construction is UV-resistant
- Color-coded to identify flow rate

### Operating Range

- Flow: 2 to 8 l/h
- Pressure: 1.0 to 3.5 bar
- Required filtration: 75 to 100 micron

### Models: barb inlet x barb outlet

Select models shown. Review your regional price list for complete availability.

- XB-05PC: Blue, 2 l/h
- XB-10PC: Black, 4 l/h
- XB-20PC: Red, 8 l/h


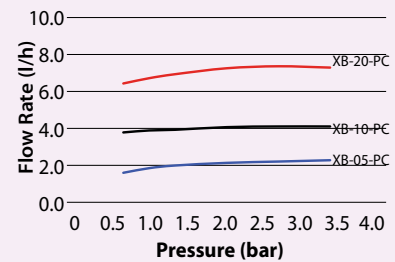
### Xeri-Bug Emitter Specifications and Models

Model	Inlet Type/Color	Nominal Flow l/h	Filtration Required micron
XB-05PC	Barb/Blue	2	75
XB-10PC	Barb/Black	4	100
XB-20PC	Barb/Red	8	100

### Xeri-Bug Emitter Bag Quantities and Models

Flow Rate	Color	Bag Quantity	Model Number
2 l/h	Blue	100	XB05PCBULK
		8000	XB05MAXPAK
4 l/h	Black	100	XB10PCBULK
		8000	XB10MAXPAK
8 l/h	Red	100	XB20PCBULK
		8000	XB20MAXPAK

### Xeri-Bug Emitter Performance

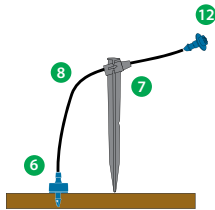


(For reference numbers below, please see the System Overview page 94)



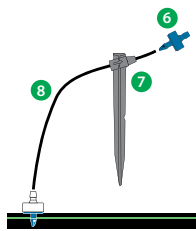
**Installation Option 1\***

Using a Xeriman Tool, insert an emitter directly into 1/2" (12mm) or 3/4" (16mm) drip tubing or between dripline emitters as needed.



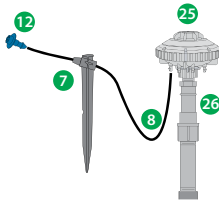
**Installation Option 2\***

For more precise water placement, use 6 mm distribution tubing, a 1/4" (6 mm) tubing stake, and a bug cap.



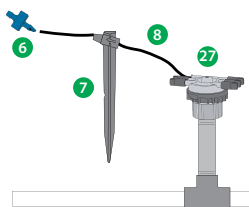
**Installation Option 3**

For precise water placement, a barbed connector can be punched into distribution tubing. The emitter is then placed at the end of the 1/4" (6mm) distribution tubing. NOTE: should the emitter become dislodged, unregulated flow will occur.



**Installation Option 4\***

The Xeri-Bird 8 provides a centralized location for up to eight emitters. A mix of Xeri-Bug and/or PC emitters can be used to provide the flow rates needed for different plant materials. Tentacles of 1/4" (6 mm) distribution tubing, 1/4" (6 mm) tubing stakes, and bug caps allow for precise water placement.



**Installation Option 5**

The 6 Outlet Manifold provides a centralized water distribution connection for up to six emission devices. Connect the 1/4" (6mm) distribution tubing to one of the outlets. Use a 1/4" (6mm) tubing stake to ensure precise water placement. The emitter is placed on the end of the 1/4" (6mm) distribution tubing to regulate the water flow. NOTE: should the emitter become dislodged, unregulated flow will occur.

\* Preferred installation options, which provide flow regulation at the source.

**Xeriman™ Tool**

**Features**

- Provides fast, easy, one-step installation of Xeri-Bug™ emitters and PC Modules directly into 12 mm or 16 mm drip tubing, XF Dripline or Landscape Dripline
- Cuts emitter installation time
- All-in-one tool inserts emitters, removes emitters, inserts 6 mm barbed fittings and installs goof plugs

**Model**

- XM-TOOL



XM-TOOL



One Step Xeri-Bug™ Insertion



Xeri-Bug™ Removal



Goof Plug Insertion



Xeri-Bug™ Emitter, TS025-1/4" (6 mm) stake, and DBC025 Diffuser Bug Cap

## Multi-Outlet Xeri-Bug™

### Features

- Pressure compensating design delivers uniform flow throughout a wide pressure range (1.0 to 3.5 bar)
- Six-outlet emitter supplied with one outlet opened. Simply clip the outlet tips open with snips or clippers for additional operational ports
- Barbed outlets retain ¼" (6 mm) Distribution Tubing (XQ)
- Self-flushing action minimizes clogging
- Durable, UV-resistant color-coded plastic housing

### Operating Range

- Flow: 4 l/h
- Pressure: 1.0 to 3.5 bar
- Filtration: 100-microns

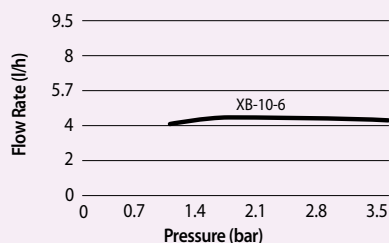
### Models: barb inlet x barb outlet

- XB-10-6: Black, 4 l/h



XB-10-6

### Multi-Outlet Xeri-Bug Emitter Performance



## 6 Outlet Manifold - EMT-6XERI

### Features

- ½" (15/21) FPT FPT inlet threads onto ½" (15/21) riser and provides a manifold with six free-flowing ¼" (6 mm) barb outlets
- Each barb outlet is sealed with a durable plastic cap
- Plastic caps remove easily, allowing for a drip area that can be customized with up to six different emission devices
- Attach ¼" (6 mm) Distribution Tubing (XQ) onto each outlet for use with: Xeri-Bugs, PC Modules, Xeri-Pops, Xeri-Sprays, and Xeri-Bubblers

### Operating Range

- Pressure: 1.0 to 3.5 bar
- Required filtration: 100 microns

### Model

- EMT-6XERI



EMT-6XERI

## ¼" Self-Piercing Barb Connector

### Features


- Used to connect ¼" (6 mm) Distribution Tubing into ½" (12 mm) or ¾" (16 mm) distribution tubing
- Self-piercing barb inlet is easily inserted into ½" (12 mm) or ¾" (16 mm) distribution tubing using a Xeriman™ Tool (XM-Tool)
- Outlet barb accepts ¼" (6 mm) Distribution Tubing (XQ). Gray outlet barb indicates unit has unrestricted flow

### Operating Range

- Pressure: 0 to 3.5 bar

### Model

- SPB-025



SPB-025



## Xeri-Bird™ 8-Outlet Emission Device

The Most Flexible and Feature-Rich Multi-Outlet Device on the Market, Ideal for New Projects and Retrofit Applications

### Features

- The only multi-outlet device on the market with 8 configurable ports and 10 flow options for each port for maximum flexibility
- XBD-81 model contains a built-in filter. Makes retro-fitting easy when installed with the optional in-stem pressure regulator (PRS-050)
- Easy to maintain, because body can be easily removed from riser
- Threads onto any ½" (15/21) riser and delivers water to multiple locations for increased system flexibility
- Each port accepts a Xeri-Bug™ Emitter or PC Module for independent flows from 2 to 90.84 l/h or use a self-piercing barb connector (SPB-025) for unrestricted flow
- XBD-81 model features an integral 75 micron filter which is easily serviceable from the top of the unit
- Eight bottom-mounted, sure-grip barbed outlets securely retain 6 mm Distribution Tubing (XQ)
- Unique union base nut allows removal of Xeri-Bird 8 body from riser for easy installation and maintenance
- Emitters must be installed inside the Xeri-Bird to prevent excess back pressure

### Operating Range

- Flow: 2 to 90.84 l/h per outlet
- Pressure: 1.0 to 3.5 bar

### Models

- XBD-81: Xeri-Bird 8 unit (includes eight 4 l/h Xeri-Bug emitters factory installed, and filter)



XBD-81



Each port can be configured on the Xeri-Bird™ by installing flow controlled emitters. Above shows a combination of 2, 4, and 8 l/h Xeri-Bug emitters.



**Helpful Hint:** Always install emitters with the pointed end (inlet barb) or threaded end up, as shown

\* Must be installed second  
\*\* Must be installed first

## Pressure-Compensating Modules

Point-Source Medium-Flow Emitters for Watering Larger Shrubs and Trees

### Features

- The only emitters with self-piercing barbs, making them the easiest to install using the Xeriman™ tool
- Widest selection of pressure-compensating emitters, with 6 flow rates and 2 inlet options
- Most compact and unobtrusive emitters
- Flow rates from 18.93 to 90.84 l/h
- Pressure-compensating design delivers uniform flow throughout a wide pressure range (0.7 to 3.5 bar)
- Available with 2 different inlets:
  - Self-piercing barbs for quick one-step emitter insertion into 1/2" (12 mm) or 3/4" (16 mm) drip tubing
  - 1/2" (15/21) FPT inlet that easily threads onto a 1/2" (15/21) PVC riser
- Robust design - durable plastic construction is UV-resistant and color-coded to identify flow rate

### Operating Range\*

- Flow: 18.93 to 90.84 l/h
- Pressure: 0.7 to 3.5 bar
- Required filtration: 150 micron

### Models: barb inlet x barb outlet

Select models shown. Review your regional price list for complete availability.

- PC-05 : Light brown, 18.93 l/h
- PC-07 : Violet, 26.50 l/h
- PC-10 : Green, 37.85 l/h
- PC-12: Dark brown, 45.42 l/h
- PC-18: White, 68.13 l/h
- PC-24: Orange, 90.84 l/h

### Models: 1/2" (15/21) FPT thread Inlet

Select models shown. Review your regional price list for complete availability.

- PCT-05: Light Brown, 18.93 l/h
- PCT-07: Violet, 26.50 l/h
- PCT-10: Green, 37.85 l/h



PCT-05, PCT-07, PCT-10  
1/2" (15/21) FPT inlet that easily threads onto a 1/2" (15/21) PVC riser



PC-05, PC-07, PC-10



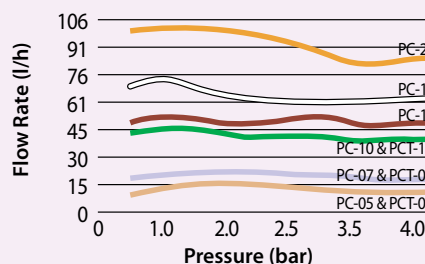
PC-12, PC-18, PC-24

## Pressure-Compensating Modules

### Pressure-Compensating Module Models

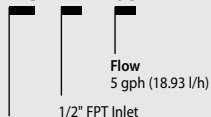
Model	Inlet Type/ Outlet/Color	Nominal Flow l/h	Filtration Required micron
PC-05	Barb / light brown	18.93	150
PC-07	Barb / violet	26.50	150
PC-10	Barb / green	37.85	150
PC-12	Barb / dark brown	45.42	150
PC-18	Barb / white	68.13	150
PC-24	Barb / orange	90.84	150
PCT-05	NPT / light brown	18.93	150
PCT-07	NPT / violet	26.50	150
PCT-10	NPT / green	37.85	150

### Pressure-Compensating Modules & Bubblers Performance



### How to Specify

PC - T - 05



Model  
PC: Pressure-Compensating

## PC Diffuser Caps

PC Diffuser Caps are designed to fit onto outlet of pressure-compensating drip modules

### Model

- PC-DIFFUSER: Black



PC-DIFFUSER

## SQ Series, Square Pattern Nozzles

The Most Precise and Efficient, Low-Volume Spray Solution for Irrigation of Small Areas with Dense Plantings

### Features

- Square spray pattern and pressure compensation offer increased efficiency and control, reducing overspray, property damage and liability
- Simplify design and installation with the flexibility of applications: one nozzle throws 0.8 m or 1.2 m and can be used on a variety of spray heads and risers
- Meets micro irrigation system requirement for less than 98.4 l/h flow rate at 2.0 bar
- Square spray pattern with edge-to-edge coverage allows you to easily design and install in small spaces
- Pressure compensation design delivers uniform flow over the pressure range
- Available in 3 models—quarter, half and full patterns with matched precipitation rate
  - Virtually no-mist performance from 1.4 bar to 3.4 bar
  - Two throw distances in each nozzle. One simple click adjusts to 0.8 m or 1.2 m
  - Shipped with blue filter screen (0.5 mm x 0.5 mm) to maintain precise distance of flow, and to prevent clogging
- Compatible with all 1800 Sprays, Xeri pops and UNI-Sprays

### Operating Range

- Pressure: 1.4 to 3.5 bar
- Flow rates: 23, 39 and 76 l/h
- Required filtration: 375 micron

### Models

- SQ-QTR: SQ Nozzle, quarter pattern (Purple)
- SQ-HLF: SQ Nozzle, half pattern (Brown)
- SQ-FUL: SQ Nozzle, full pattern (Red)



SQ Nozzles with Screens

### One Nozzle...Two Throws

With a simple turn of the nozzle to the next preset stop, the Rain Bird SQ Nozzle adjusts from a 0.8 m throw to a 1.2 m throw. It's like having two nozzles in one.



### Can be used on...

The SQ Nozzle is an ideal solution for a wide range of difficult-to-design areas, thanks to its compatibility with popular irrigation products.



1800° Series  
Spray Heads

Xeri-Pop  
Spray Heads



SQ-QTR

SQ-HLF

SQ-FUL

## SQ Nozzle Performance

0.8 m throw @ 0.15 m height above grade

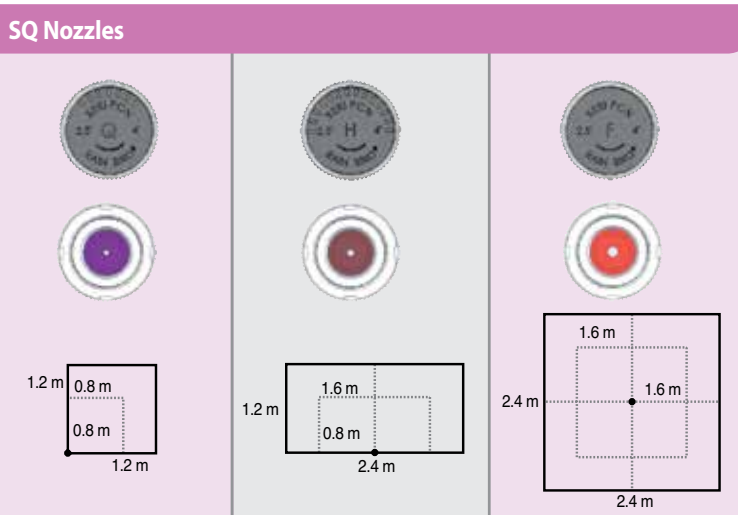
Nozzle	Pressure bar	Throw Radius m	Flow lph	Flow lpm	Precip.Rate w/no overlap mm/h
Q	1.4	0.8	23	0.38	42
	2.1	0.8	27	0.44	48
	2.8	0.9	27	0.45	34
	3.4	0.9	27	0.45	34
H	1.4	0.8	39	0.65	33
	2.1	0.8	41	0.68	40
	2.8	0.9	41	0.68	31
	3.4	0.9	41	0.68	31
F	1.4	0.8	76	1.27	33
	2.1	0.8	92	1.53	39
	2.8	0.9	103	1.72	31
	3.4	0.9	103	1.72	31

## SQ Nozzle Performance

1.2 m throw @ 0.15 m height above grade

Nozzle	Pressure bar	Throw Radius m	Flow lph	Flow lpm	Precip.Rate w/no overlap mm/h
Q	1.4	1.2	23	0.38	16
	2.1	1.2	27	0.44	19
	2.8	1.4	27	0.45	15
	3.4	1.4	27	0.45	15
H	1.4	1.2	39	0.65	13
	2.1	1.2	41	0.68	16
	2.8	1.4	41	0.68	14
	3.4	1.4	41	0.68	14
F	1.4	1.2	76	1.27	13
	2.1	1.2	92	1.53	15
	2.8	1.4	103	1.72	14
	3.4	1.4	103	1.72	14

Performance data taken in zero wind conditions



SQ Nozzle Installed on PolyFlex Riser with Nozzle Adapter



## Xeri-Pop™ Micro-Spray

The Xeri-Pop™ Micro-Spray Makes It Easy to Integrate a Durable Micro-Spray into a Low-Volume Irrigation Design

### Features

- The only pop-up spray that works in low-volume low-pressure application, and this is the perfect solution to vandal-prone areas
- Xeri-Pops can be installed and located in nearly any location and are ideal for small, odd-shaped planting beds
- Xeri-Pops work with Rain Bird 5' and 8' MPR nozzles and SQ Series Nozzles — nozzles with square spray patterns and adjustable throws of 0.8 m and 1.2 m
- The Xeri-Pop can operate with 1.4 to 3.5 bar base pressure when water is supplied via ¼" (6 mm) Distribution Tubing (XQ)
- The flexibility of ¼" (6 mm) tubing allows the Xeri-Pop to be easily located and relocated as planting conditions dictate
- A durable, plastic snap-collar secures the ¼" (6 mm) tubing to the outside of the Xeri-Pop case
- The Xeri-Pop's ¼" (6 mm) Distribution Tubing can readily connect to ½" (12 mm) or ¾" (16 mm) polyethylene tubing or to a multi-outlet manifold (EMT-6XERI). Connections to polyethylene tubing are accomplished with either an SPB-025 ¼" (6 mm) Self-piercing barb Connector
- External parts are UV-resistant

### Operating Range

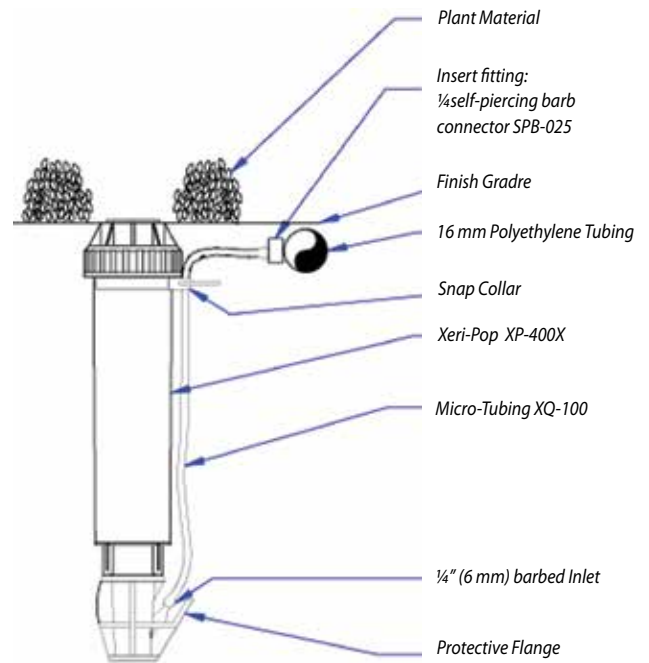
- Pressure: 1.4 to 3.5 bar
- Filtration: Depends on nozzle used with Xeri-Pop

### Models

- XP-400X: 10 cm pop-up

### Nozzle Options

- SQ Series Nozzles (page 101)
- 5 Series MPR Nozzle (all configurations)
- 8 Series MPR Nozzle (8H, 8T and 8Q)



### How to Specify

**XP - 400X**

Model  
Xeri-Pop

Pop-Up Height  
400X = 10 cm Pop-up

Always install a PCS-010, -020, 030, or -040 Pressure-Compensating Screen whenever a 5B Bubbler Nozzle is installed on a Xeri-Pop.



## SXB-360 SPYK and XS-360TS-SPYK

Adjustable Flow Micro-spray on Spike

### Applications

These adjustable micro-sprinklers with full circle pattern are shipped ready to install. Ideal for shrub plantings, trees, containers and flower beds

### Features

- Micro-Sprinkler mounted on 12.7cm spike
- 360° spray pattern
- Adjust flow and radius by turning outer cap
- Shipped with 4-6 mm barb connection for installation into 13-16 mm tubing
- Excellent distribution uniformity

### Specifications

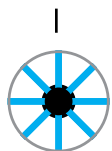
- Pressure: 1 to 2.0 bar
- Flow: adjustable from 0 to 49l/h for SXB-360-SPYK and 0 to 90 l/h for XS-360TS-SPYK
- Radius: adjustable from 0 to 46 cm for SXB-360-SPYK and from 0 to 2 m to XS-360TS-SPYK

### Models

Select models shown. Review your regional price list for complete availability.

- XS-360TS-SPYK: Adjustable flow micro-spray on spike
- SXB-360-SPYK: Adjustable flow micro-spray on spike

### WETTING PATTERNS



SXB-360



SXB-360 SPYK

## XS-90, XS-180, XS-360 Series

Adjustable Flow Sprays

### Applications

These sprays have a uniform emission pattern to provide excellent distribution. Adjustable flow/radius by turning integral ball valve. Ideal for ground cover and annual flower beds

### Features

- Uniform emission pattern and excellent distribution
- 10-32 self-tapping threads fit into stake and riser assembly (PFR/RS)

### Specifications

- Pressure: 0.5 to 2.5 bar
- Flow: 0 to 130 l/h
- Radius:
  - XS-90: adjustable from 0 to 3.3 m
  - XS-180: adjustable from 0 to 3.4 m
  - XS-360: adjustable from 0 to 4.1 m

### Models

Select models shown. Review your regional price list for complete availability.

- XS-90: Adjustable flow/radius 90° spray
- XS-180: Adjustable flow/radius 180° spray
- XS-360: Adjustable flow/radius 360° spray

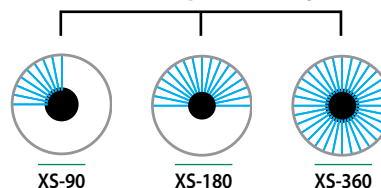


XS-90

XS-180

XS-360

### WETTING PATTERNS



XS-90

XS-180

XS-360

### Xeri-Bubbler Performance

Pressure	* (SXB-360)		● (XS-360TS-SPYK)	
	bar	cm	l/h	m
1.0	0-19	0-33	0-1.4	0-64
1.5	0-32	0-41	0-1.8	0-78
2.0	0-46	0-49	0-2.0	0-90

### Xeri-Sprays™ Performance

Pressure	XS-90 Radius of throw		XS-180 Radius of throw		XS-360 Radius of throw	
	bar	meters	meters	l/h	meters	l/h
0.5	0-1.5	0-53	0-1.9	0-53	0-2.5	0-53
1.0	0-2.4	0-78	0-2.4	0-78	0-3.4	0-78
1.5	0-2.9	0-98	0-3.0	0-98	0-4.1	0-98
2.0	0-3.1	0-115	0-3.2	0-115	0-4.1	0-115
2.5	0-3.3	0-130	0-3.4	0-130	0-3.6	0-130

## Jet Spike 310-90, 310-180, 310-360

Adjustable Flow Spray on Spike

### Features

- Ready to install. It is ideal for flower beds, ground cover and potted plants
- 31 cm spray on spike
- 20 cm extension
- Total height of spike with extension : 51 cm
- Micro-spray head made of acetal, spike made of polyethylene and extension made of HDPE
- 4/6 mm, pre-mounted, flexible PVC connection tube (length: 50 cm)

Jet Spike 310-90, 310-180, 310-360 Performance						
Pressure	90°		180°		360°	
	bar	l/h meters	l/h meters	l/h meters	l/h meters	l/h meters
0,5	0-58	0-1,7	0-58	0-1,9	0-58	0-2,5
1,0	0-82	0-2,5	0-82	0-2,3	0-82	0-3,4
1,5	0-101	0-2,9	0-101	0-2,7	0-101	0-3,9
2,0	0-117	0-3,2	0-117	0-3,0	0-117	0-4,1
2,5	0-130	0-3,5	0-130	0-3,3	0-130	0-4,2

### Specifications

- Pressure : 0.5 to 2.5 bar
- Flow: 0 to 130 litres/hour
- Radius : adjustable from 0 to 4.2 m

### Models

- JET SPIKE 310-90: 90° micro-sprinkler on spike
- JET SPIKE 310-180: 180° micro-sprinkler on spike
- JET SPIKE 310-360: 360° micro-sprinkler on spike with 18 jets



Jet Spike 310-90

## Diffuser Bug Cap

### Features


- Prevents bugs and other debris from clogging 1/4" (6 mm) Distribution Tubing
- Barbed inlet fits into 1/4" (6 mm) Distribution Tubing (XQ)
- Flanged shield diffuses water to minimize soil erosion at emission point

### Operating Range

- Pressure: 0 to 3.5 bar

### Models

- DBC-025: Black



DBC-025

## Universal 1/4" Tubing Stake

### Features

- Holds 1/4" (6 mm) Distribution Tubing and emitter or Diffuser Bug Cap firmly in place at the root zone of the plant
- Designed to securely hold Rain Bird and other manufacturers' 1/4" (6 mm) Distribution Tubing — 4 mm to 4.6 mm I.D. and 5.6 mm to 6.4 mm O.D.
- Rigid stake featuring a flat enlarged head designed to withstand hammering into tough soil

*Note: If emitter is installed at inlet to distribution tubing, use a Diffuser Bug Cap (DBC-025) at outlet of tubing to prevent bugs from clogging tubing and to help hold tubing in place*

### Model

- TS-025



TS-025

## PolyFlex Riser and Stake Assembly

### Features

- 30.5 cm riser that is pre-assembled with a 7" (17.8 cm) stake
- Use with any 10-32 threaded emission device to deliver water directly to a plant. These include Xeri-Bugs, PC Modules, Xeri-Bubblers and Xeri-Sprays
- Saves time and money when installing a low-volume irrigation system
- Extremely rugged and reliable PolyFlex Riser constructed of thick-walled, high-density polyethylene

### Operating Range

- Pressure: 1.0 to 3.5 bar

### Model

- PFR-RS: 30.5 cm PolyFlex Riser and 7" (17.8 cm) stake



PFR-RS

### RWS (Root Watering System)

Root Watering System promotes deep root growth, healthy tree development, and accelerated growth

#### Features and Benefits

- Subsurface aeration and irrigation prevents tree and shrub transplant shock
- Highest efficiency solution for tree irrigation - up to 95% emission uniformity with minimal wind, evaporation, or edge control losses
- Aesthetically designed subsurface bubbler contributes to a landscape's natural appearance
- Locking grate at grade deters vandals
- Helps prevent shallow root growth and hardscape damage
- Aesthetically attractive below grade installation
- Self-contained and factory assembled units for assured reliability

#### For the RWS Model:

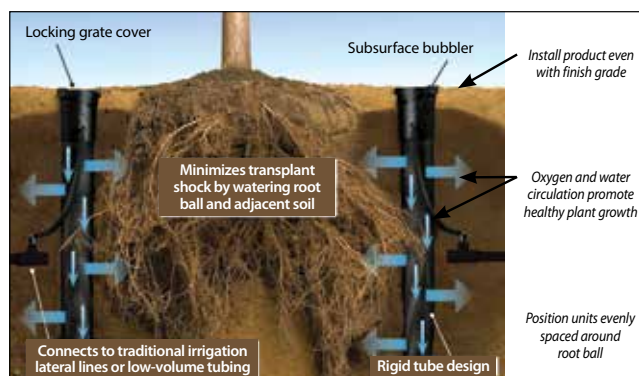
- 10.2 cm retaining cap and vandal resistant locking grate tops a 91.4 cm semi-rigid mesh tube
- Factory installed swing assemblies (excluding RWS) with a 1401 (0.95 l/m), or 1402 (0.5 gpm) bubbler on a fixed riser makes connecting to lateral lines easy
- Options: Check valve to keep lines from draining  
Sand sock for use in fine soils

#### For the RWS - Mini:

- 10.2 cm retaining cap and vandal resistant locking grate tops a 45.7 cm semi-rigid mesh tube
- Factory installed ½" spiral barb elbow with a 1401 or 1402 bubbler makes connecting to lateral lines easy
- Options: Check valve to keep lines from draining  
Sand sock for use in fine soils

#### For the RWS - Supplemental:

- 5.1 cm snap-on cap and base cap enclose a 25.4 cm semi-rigid mesh tube
- Factory installed ½" spiral barb elbow with PCT or 1401 bubbler makes connecting to lateral lines easy
- Options: Check valve to keep lines from draining  
Sand sock for use in fine soils



### Models /Specifications (Select models shown. Review your regional price list for complete availability.)

Model	Bubbler	Check Valve*	Swing Assembly w/ ½" (15/21) M NPT inlet	Spiral Barb Elbow w/ ½" (15/21) M NPT inlet
<b>Root Watering System (with 10.2 cm vandal-resistant locking grate)</b>				
RWS	Ideal for ¼" drip tubing or customer provided hardware	-	-	-
RWS-B-C-1401	57 l/h	✓ (91.4 cm)	✓	-
RWS-B-1401	57 l/h	-	✓	-
RWS-B-X-1401	57 l/h	-	✓ (45.7 cm with no elbow)	-
RWS-B-C-1402	114 l/h	✓ (91.4 cm)	✓	-
RWS-B-1402	114 l/h	-	✓	-
RWS-B-C-1404	228 l/h	✓ (91.4 cm)	✓	-
<b>Root Watering System - Mini (with 10.2 cm vandal-resistant locking grate)</b>				
RWS-M	Ideal for ¼" drip tubing or customer provided hardware	-	-	-
RWS-M-B-C-1401	57 l/h	✓ (45.7 cm)	-	✓
RWS-M-B-1401	57 l/h	-	-	✓
RWS-M-B-C-1402	114 l/h	✓ (45.7 cm)	-	✓
RWS-M-B-1402	114 l/h	-	-	✓
<b>Root Watering System - Supplemental (with 5.1 cm snap-on cap and base)</b>				
RWS-S-B-C-PCT5	1140 l/h	✓ (25.4 cm)	-	✓
RWS-S-B-C-1401	57 l/h	✓ (25.4 cm)	-	✓
RWS-S-B-1401	57 l/h	-	-	✓
<b>Root Watering - Accessories</b>				
RWS-SOCK (Root Watering Sock)				
RWS-GRATE-P (Root Watering System Purple Grate for RWS and RWS Mini)				

\* Check Valve is 4.3 m of holdback, or 0.4 bar



## XFD On-Surface Dripline

The most flexible, pressure-compensating in-line emitter tubing available to irrigate ground cover, dense plantings, hedge rows and more

### Features

- Extra flexible tubing for fast, easy installation
- Dual-layered tubing (brown over black or purple over black) provides unmatched resistance to chemicals, UV damage and algae growth
- Patent pending emitter design provides for increased reliability
- Longer lateral runs than competition
- Unique material offers significantly greater flexibility, allowing tighter turns with fewer elbows for easier installation
- Choice of flow rates, spacing and coil lengths provides design flexibility for a variety of non-turfgrass applications
- Use an Air/Vacuum Relief Valve Kit when installation is below soil (pg 116)

### Operating Range

- Pressure: 0.58 to 4.1 bar
- Flow rates: 1.6 l/h, 2.3 l/h and 3.5 l/h
- Temperature: Water up to 37.8° C; Ambient up to 51.7° C
- Required filtration: 125 micron

### Specifications

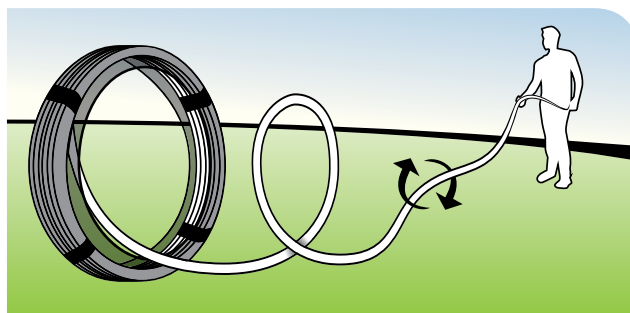
- Outside diameter: 16.1 mm
- Inside diameter: 13.6 mm
- Wall thickness: 1.2 mm
- Spacing: 33, 40 or 50 cm
- Lengths: 25, 50, 100 m coils
- Use with XF Dripline Insert Fittings



XFD Dripline



XFD dripline offers improved flexibility for kink resistance and easy installation. The dripline can bend down to a 7.62 Cm radius without kinking



Self-dispensing coil reduces layout time and improves ease of installation

## Compatible Fittings



XF Dripline Insert Fittings (pg. 114)



Easy Fit Compression Fittings (pg. 115)

### XF Dripline On-Surface Models

Model	Flow l/h	Spacing cm	Coil Length m
XF1633100	1.6	33	100
XF2333100	2.3	33	100
XF2340100	2.3	40	100
XF2350100	2.3	50	100
XF233350	2.3	33	50
XF233325	2.3	33	25
XFDB2333100	2.3	33	100
XFDB233350	2.3	33	50
XFDB233325	2.3	33	25
XFDB3533100	3.5	33	100
XFDB353350	3.5	33	50

### XF Dripline On-Surface Models

Model	Flow gph	Spacing in.	Coil Length ft.
XF06-12-100	0.60	12	100
XF06-12-250	0.60	12	250
XF06-12-500	0.60	12	500
XF06-18-100	0.60	18	100
XF06-18-250	0.60	18	250
XF06-18-500	0.60	18	500
XF09-12-100	0.90	12	100
XF09-12-250	0.90	12	250
XF09-12-500	0.90	12	500
XF09-18-100	0.90	18	100
XF09-18-250	0.90	18	250
XF09-18-500	0.90	18	500
XFDP-06-12-500 (Purple)	0.60	12	500
XFDP-06-18-500 (Purple)	0.60	18	500
XFDP-09-12-500 (Purple)	0.90	12	500
XFDP-09-18-500 (Purple)	0.90	18	500

### XF Dripline On-Surface Maximum Lateral Lengths (meters)

Inlet Pressure bar	Maximum Lateral Length (meters)					
	33 cm		40 cm		50 cm	
	Nominal Flow (l/h)					
	1.6	2.3	3.5	1.6	2.3	3.5
1.00	104	79	54	112	85	100
1.70	131	104	77	136	108	129
2.40	146	121	93	153	127	152
3.10	160	135	105	168	141	162
3.80	172	143	116	176	148	169

### XF Dripline On-Surface Maximum Lateral Lengths (Feet)

Inlet Pressure psi	Maximum Lateral Length (feet)			
	12" Spacing		18" Spacing	
	Nominal Flow (gph):		Nominal Flow (gph):	
	0.6	0.9	0.6	0.9
15	273	155	314	250
20	318	169	353	294
30	360	230	413	350
40	395	255	465	402
50	417	285	528	420
60	460	290	596	455

## XFCV Dripline with Check Valve

Rain Bird® XFCV Dripline with a heavy-duty 0.24 bar check valve for on-surface applications adds a valuable member to the Rain Bird XF Series of Dripline. The XFCV is the most effective dripline in the industry and is ideal for areas where no other dripline will work. When used in applications where elevation changes exist, the patent-pending check valve keeps the dripline charged, holding 8 feet (2.4m) of hold back. Rain Bird's XFCV offers better uniformity and helps to prevent over-watering at the low-point in the zone, avoiding puddling and water draining from the dripline.

It accepts Rain Bird Easy Fit Compression Fittings, XF Dripline Barbed Insert Fittings and other 17 mm barbed insert fittings.

### Features

#### Simple

- Rain Bird's patent-pending 0.24 bar check valve technology keeps the dripline charged with water at all times, increasing uniformity of watering, and conserves water by eliminating the need to recharge the line at the beginning of each watering cycle
- Through the use of a proprietary tubing material, the XFCV Dripline with heavy-duty check valve is the most flexible dripline tubing in the industry, making it the easiest dripline to design with and install
- Rain Bird's low-profile emitter design reduces in-line pressure loss, allowing longer lateral runs, simplifying design and reducing installation time
- Variety of emitter flow rates, emitter spacing and coil lengths provide design flexibility for on-surface areas with or without elevation changes

#### Made with Recycled Content

- All Rain Bird XF Dripline (XFD, XFS, XFCV) qualify for LEED credit 4.2 because they contain at least 20% Polyethylene post consumer recycled material by cost. These come in an assortment of coil sizes, flow rates and emitter spacing

#### Reliable

- The pressure-compensating emitter design provides a consistent flow over the entire lateral length ensuring higher uniformity for increased reliability in the pressure range of 1.38 to 4.14 bar

#### Durable

- Dual-layered tubing (brown over black) provides unmatched resistance to chemicals, algae growth and UV damage


#### Grit Tolerant

- Rain Bird's proprietary emitter design resists clogging by use of an extra wide flow path combined with a self-flushing action



XFCV Dripline for Elevated Applications

With XFCV's built-in 0.24 bar check valve, all lines are kept charged and up to 2.4 m of water is held back



## Operating Range

- Opening Pressure: 1.0 bar
- Pressure: 1.38 to 4.14 bar
- Flow rate: 2.3 l/hr
- Temperature:
  - Water: Up to 37.8° C
  - Ambient: Up to 51.7° C
- Required Filtration: 125 micron

## Specifications

- Dimensions:
  - OD: 16 mm
  - ID: 13.6 mm;
- Thickness: 1.2 mm
- 33 cm, 50 cm spacing
- Available in 100 m coils
- Coil Color: Brown
- Use with XF Dripline Insert Fittings or Rain Bird Easy Fit Compression Fittings

## Compatible Fittings



XF Dripline Insert Fittings (pg. 114)



Easy Fit Compression Fittings (pg. 115)

### XFCV Dripline Models

Model	Flow l/h	Spacing cm	Coil Length m
XFCV2333100	2.3	33	100
XFCV2350100	2.3	50	100

### XFCV Dripline Models

Model	Flow gph	Spacing in.	Coil Length ft.
XFCV-06-12-100	0.60	12	100
XFCV-06-12-500	0.60	12	500
XFCV-06-18-100	0.60	18	100
XFCV-06-18-500	0.60	18	500
XFCV-09-12-100	0.90	12	100
XFCV-09-12-500	0.90	12	500
XFCV-09-18-100	0.90	18	100
XFCV-09-18-500	0.90	18	500

### XFCV Dripline Maximum Lateral Lengths (Meters)

Inlet Pressure bar	Maximum Lateral Length (meters)	
	33 cm	50 cm
	Nominal Flow (l/h) 2.3	
1.38	84	93
2.07	102	117
2.76	115	135
3.45	125	155
4.14	137	178

### XFCV Dripline Maximum Lateral Lengths (Feet)

Inlet Pressure psi	Maximum Lateral Length (feet)			
	12" Spacing		18" Spacing	
	Nominal Flow (gph):		Nominal Flow (gph):	
	0.6	0.9	0.6	0.9
20	192	136	254	215
30	289	205	402	337
40	350	248	498	416
50	397	281	573	477
60	436	309	637	529



## XFS Sub-Surface Dripline with Copper Shield™ Technology

Sub-Surface Drip Irrigation (SDI) perfect for small, narrow and tight planting areas, switchbacks, as well as all turf landscapes

Rain Bird® XFS Sub-Surface Copper-Colored Dripline with Copper Shield™ Technology is the latest innovation in the Rain Bird Landscape Drip Family. Rain Bird's patent-pending Copper Shield Technology protects the emitter from root intrusion, creating a long-lasting, low maintenance sub-surface drip irrigation system for use under turf grass or shrub and groundcover areas.

A proprietary tubing material makes the XFS Sub-Surface Dripline with Copper Shield the most flexible tubing in the industry, and the easiest sub-surface dripline to design with and install.

### Features

#### Simple

- Rain Bird's low-profile emitter design reduces in-line pressure loss, allowing longer lateral runs, simplifying design and reducing installation time
- Variety of emitter flow rates, emitter spacing and coil lengths provide design flexibility for either sub-surface turf or sub-surface shrub and groundcover applications

#### Reliable

- XFS Sub-Surface Dripline emitters are protected from root intrusion by Rain Bird's patent-pending Copper Shield™ Technology resulting in a system that does not require maintenance or replacement of chemicals to prevent root intrusion
- The pressure-compensating emitter design provides a consistent flow over the entire lateral length ensuring higher uniformity for increased reliability in the pressure range of 0.58 to 4.14 bar

#### Durable

- Dual-layered tubing (copper over black) provides unmatched resistance to chemicals, algae growth and UV damage
- Grit Tolerant: Rain Bird's proprietary emitter design resists clogging by use of an extra-wide flow path combined with a self-flushing action

#### Operating Range

- Pressure: 0.58 to 4.14 bar
- Flow rates: 1.6 l/h and 2.3 l/hr
- Temperature:
  - Water: Up to 37.8° C
  - Ambient: Up to 51.7° C
- Required Filtration: 125 micron

#### Specifications

- Dimensions: OD: 16mm; ID: 13.6mm; Thickness: 1.2mm
- 33 cm spacing
- Available in 100 m coils
- Coil Color: Copper or Purple
- Use with XF Dripline Insert Fittings



XFS Sub-Surface Dripline



Irrigation  
Association  
Show Winner



XFS Sub-Surface Dripline with  
Copper Shield™ Technology



XFS Dripline offers increased  
flexibility for easy installation

## XFS Sub-Surface Dripline Models

Model	Flow l/h	Spacing cm	Coil Length m
XFS1633100	1.6	33	100
XFS2333100	2.3	33	100
XFSV2333100	2.3	33	100

## XFS Sub-Surface Dripline Models

Model	Flow gph	Spacing in.	Coil Length ft.
XFS-04-12-100	0.42	12	100
XFS-04-12-500	0.42	12	500
XFS-04-18-100	0.42	18	100
XFS-04-18-500	0.42	18	500
XFS-06-12-100	0.60	12	100
XFS-06-12-500	0.60	12	500
XFS-06-18-100	0.60	18	100
XFS-06-18-500	0.60	18	500
XFS-09-12-100	0.90	12	100
XFS-09-12-500	0.90	12	500
XFS-09-18-100	0.90	18	100
XFS-09-18-500	0.90	18	500
XFSP-04-12-500 (Purple)	0.42	12	500
XFSP-04-18-500 (Purple)	0.42	18	500
XFSP-06-12-500 (Purple)	0.60	12	500
XFSP-06-18-500 (Purple)	0.60	18	500
XFSP-09-12-500 (Purple)	0.90	12	500
XFSP-09-18-500 (Purple)	0.90	18	500

NOTE: Use only XF Dripline Insert Fittings in Sub-Surface applications.

## XFS Sub-Surface Dripline Maximum Lateral Lengths (meters)

Inlet Pressure bar	Maximum Lateral Length (meters)	
	33 cm	
	Nominal Flow (l/h)	
	1.6	2.3
1.00	104	79
1.70	131	104
2.40	144	121
3.10	150	126
3.80	175	147

## XFS Sub-Surface Dripline Maximum Lateral Lengths (Feet)

Inlet Pressure psi	Maximum Lateral Length (feet)					
	12" Spacing			18" Spacing		
	Nominal Flow (gph):			Nominal Flow (gph):		
	0.42	0.6	0.9	0.42	0.6	0.9
15	352	273	155	374	314	250
20	399	318	169	417	353	294
30	447	360	230	481	413	350
40	488	395	255	530	465	402
50	505	417	285	610	528	420
60	573	460	290	734	596	455

## Clamp

For 13-16 mm Tubing

### Applications

- Clamps are used for 13-16 mm tubing.

**Model** (Available in Europe only)

- Clamp for 13-16 mm tubing



Clamp

## C-12

Tie-Down Stake for 13-16 mm Tubing

### Applications

- Used to hold down 13-16 mm tubing to finish grade.

**Model** (Available in Europe only)

- C-12: Tie-Down Stake

C-12

## Galvanized Tie-Down Stake

9-gauge galvanized steel stake to secure distribution tubing, XF Dripline or XBS Tubing to finished grade

### Features

- Durability:** Sturdy 9 gauge galvanized steel provides long-lasting and corrosion resistant hold strength for distribution tubing.
- Easy installation:** Sharp tips provide easy insertion into all soil types
- Convenience:** robust packaging options provide ease of transportation and storage

### Specifications:

- Size: 15 cm
- Material: galvanized steel
- Thickness: 9 gauge

### Models

- TDS-6050: 15 cm galvanized tie down stake (50 piece)
- TDS-6500: 15 cm galvanized tie down stake (500 pieces, pail)



TDS-6050



TDS-6500

## 700-CF-22

Tubing End Closure

### Applications

- Figure 8 end closures are used at the end of 13-16 mm tubing

### Features

- Easily installed onto the end of 13-16 mm tubing
- Easily removed for flushing

### Specifications

- Pressure: 0 to 3.5 bar

### Model

- 700-CF-22: End Closure for 13-16 mm tubing



700-CF-22

## QF Dripline Header

NEW

A Quick and Flexible Solution to Dripline Headers

The QF Dripline Header is a patent pending product that is the landscape industry's first pre-fabricated header for dripline installations. A Quick and Flexible replacement for a site-built header, the QF Dripline Header saves time and labor expense. Using a proprietary blend of polyethylene, similar to Rain Bird's XF Series Dripline, the QF Dripline header allows installers to simply roll out the header and attach the dripline at guaranteed 30 cm or 45 cm spacing. Eliminating the need for measuring, cutting, gluing and taping, the QF Dripline Header saves time and money, making projects more profitable.

### Features

- The QF Dripline Header elbows rotate 360° and incorporate a protective ring — preventing damage and ensuring a proper seal.
- The ring also provides leverage to make attaching the dripline easier.
- The rotating barb manages trenching misalignment. Move left or right to accommodate the dripline – no need to re-trench.
- Elbows utilize the same design as Rain Bird's popular XFF Fitting requiring 50% less insertion force, and are compatible with the XFF Fittings Tool.

### Specifications

#### QF Header - 3/4"

- Outside Diameter: 23.9mm
- Inside Diameter: 20.8mm
- Wall Thickness: 1.5mm

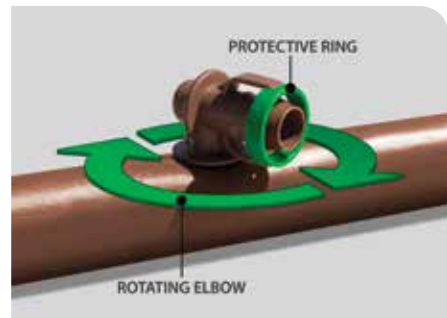
### Models

Select models shown. Review your regional price list for complete availability.

- XQF7512100: XQF 3/4" Dripline Header (30 cm Spacing, 30 m Coil)
- XQF7518100: XQF 3/4" Dripline Header (45 cm Spacing, 30 m Coil)



QF Dripline Header



### Compatible Fittings



XQF compatible fittings



### How to Specify

#### XQF - 75 - 12 - 100

75	12	100
Dripline Diameter: 75 = 1.9 cm	Emitter Spacing: 12 = 12" (30 cm) 18 = 18" (45 cm)	Coil Length: 100 = 100' (30 m)
Model XQF: Xerigation® Quick Flexible		

## XF Dripline Insert Fittings

### Features

- Complete line of 17mm insert fittings to simplify installation of XF Series Dripline
- High quality barbs grab tubing for a secure fit
- Unique barb design to reduce insertion force and still retain a secure fit
- Non-obtrusive colored fittings to compliment natural earth tones

### Operating Range

- Pressure: 1.0 to 3.5 bar if using 4.1 bar clamps will be required

### Models

Select models shown. Review your regional price list for complete availability.

- XFF-COUP: 17mm Barb x Barb Coupling
- XFF-ELBOW: 17mm Barb x Barb Elbow
- XFF-MA-050: 17mm Barb x 1/2" MPT Male Adapter
- XFF-TEE: 17mm Barb x Barb x Barb Tee
- XFF-TMA-050: 17mm Barb x 1/2" MPT x 17mm Barb Tee Male Adapter
- XFF-MA-075: 17mm Barb x 3/4" MPT Male Adapter
- XFF-FA-050: low profile barb elbow female adapter 17 mm x 1/2" FPT
- XFF-TFA-050: low profile barb tee female adapter 17 mm x 1/2" FPT x 17 mm



XFF-TMA-050



XFF-TEE



XFF-MA-050



XFF-FA-050



XFF-COUP



XFF-ELBOW



XFF-MA-075



XFF-TFA-050

### XF Insert Fittings 17mm



## XF Insertion Tool

The XF Insertion Tool reduces the effort required to insert the fittings into the tube by 50%.

### Features

- 50% Less effort required to install fittings than without a tool
- Firmly locks fittings into place while inserting Dripline
- Tool helps widen the dripline opening to make the fitting insertion easier
- Solid grip and comfortable fit in hand

### Model

- FITINS-TOOL



FITINS-TOOL

The XF Insertion Tool works with the following XF Fittings:



XFF-COUP



XFF-ELBOW



XFF-TEE



The XF Insertion Tool securely locks fittings into place to make inserting dripline easier.



The tool also has a sloped valley to allow room for the dripline when inserting a fitting onto the second side.



## Lock Type Fittings

Fittings for 13-16 mm tubing

### Applications

- Used to connect 13-16 mm tubing (drip application) and XF Dripline.

### Features

- High safety connection for 16mm outside diameter tubing
- Can be used with Dripline and blank tubing. Easy to handle
- Easy-to-use



### Specifications

- Made of polyethylene
- Exists in 8 different shapes : union , elbow and tee

### Models

*These models are available in Europe only. For other twist lock fittings type, please check local availability by consulting your regional price list or contacting your local sales representative.*

- BF-12 lock: Quick union coupling
- BF-22 lock: Quick elbow coupling
- BF-32 lock: Quick tee coupling
- BF-82-50 lock: 16 mm quick union coupling x 1/2" male threaded
- BF-62-50 lock: 16 mm quick union coupling x 1/2" female threaded
- BF-82-75 lock: 16 mm quick union coupling x 3/4" male threaded
- BF-62-75 lock: 16 mm quick union coupling x 3/4" female threaded
- BF-plug lock: Quick end-plug for 16 mm tubing
- BF-92: 3/4" Lock type
- BF-valve-lock: 3/4" male threaded x lock manual valve



## Easy Fit Compression Fitting System

Complete system of compression fittings and adapters for all tubing connection needs in a low-volume system

### Features

- Reduces inventory costs: Multi-diameter compression fittings work with a wide range of 16mm - 17mm tubing or dripline
- Saves time and effort: 50% less force is required to connect tubing and fittings versus competitive compression fittings. Adapters swivel for easy installation
- Provides increased flexibility: Just three Easy Fit Fittings and five Easy Fit Adapters are needed to make over 160 combinations of connections, accommodating countless installation and maintenance situations
- Works with all 16-17mm dripline and blank tubing
- Patented fittings and adapters are molded from UV-resistant and durable ABS materials
- Removable flush caps can be used to flush end of line and temporarily cap off lines for later expansion
  - Not recommended with subsurface irrigation

### Operating Range

- Pressure: 0 to 4.1 bar
- Accepts tubing with an O.D. of 16 -17mm
- Recommended for use above surface only



### Models

Select models shown. Review your regional price list for complete availability.

#### Easy Fit Fittings

- MDCF-COUP: Coupling
- MDCF-EL: Elbow
- MDCF-TEE: Tee

#### Easy Fit Adapters

- MDCF-CAP: Removable Flush Cap For Easy Fit Fittings (Black)

*Note: Easy Fit Adapters are not barbed fittings. They are to be used only with Easy Fit Compression Fittings.*

### Friction Loss per Fitting

Flow l/h	Loss bar
0.00	0.00
227.1	0.03
454.3	0.04
681.4	0.06
908.5	0.10
1135.6	0.13
1362.8	0.18

## Air/Vacuum Relief Valve Kit

### Features

- Use with Rain Bird XF-Series or Landscape Dripline inline emitter tubing when installation is below soil\*
  - Made of quality rust-proof materials
  - Fits inside an SEB 7XB emitter box
- \*Rain Bird recommends XFS dripline with Copper Shield™ for subsurface installations, including installations under turf grass.*



XBER-12

### Model

- XBER-12: ½" Air Relief Valve

## Maximum Length (meters) of Dripline Useable with the XBER-12

Emitter Spacing	XBER-12 Nominal Flow		
	1.6 l/h	2.3 l/h	3.5 l/h
33 cm	304	212	139
40 cm	369	257	169
50 cm	461	321	211

**XBER-12 Capacity**

Total Flow (l/m)	24.6
Total Flow (l/h)	1476

### Install Air/Vacuum Relief Valves correctly by:

Locate at the highest point(s) of the dripline zone. Install the valve in an exhaust header or a line that runs perpendicular to the lateral rows to ensure all rows of the dripline can take advantage of the air/vacuum relief valve

## XF Series Blank Tubing

### Features

- Greater flexibility is easier to install and saves time
- Brown color matches landscape and blends with mulch. Matches XF Series Dripline inline emitter tubing
- Compatible with XF Series Dripline (13.6 mm I.D. x 16.1 mm O.D.)
- Accepts Rain Bird Easy Fit Compression Fittings, XF Dripline Insert Fittings, and lock type fittings

### Specifications

- Outside Diameter: 16.1mm
- Inside Diameter: 13.6 mm
- Wall Thickness: 1.2 mm



XF SERIES:  
Blank brown tubing



DBL: Blank black tubing

### Models

Select models shown. Review your regional price list for complete availability.

- XDBL100: Blank Drip Tubing Black 100 m coil
- XFD1600: brown blank tubing, 100 m coil

## XF Blank Tubing Friction Loss Characteristics

O.D. 16.1mm I.D. 13.6mm

Flow l/h	Velocity m/s	Pressure Loss bar
113.56	0.21	0.06
227.12	0.43	0.22
340.69	0.64	0.46
454.25	0.85	0.79
567.81	1.07	1.20
681.37	1.28	1.68
794.94	1.49	2.23
908.50	1.71	2.86
1022.06	1.92	3.56
1135.62	2.13	4.32
1249.19	2.35	5.16
1362.75	2.56	6.06

bar Loss per 100 Meters of Pipe (bar/100m)

**Note:** Use of tubing at flows shown in dark shaded area is not recommended, as velocities exceed 1.5 m/s

## ¼" (6 mm) Landscape Dripline

Rain Bird ¼" (6 mm) Dripline is a perfect choice for small-sized areas such as planter boxes, container gardens, loops around trees, vegetable gardens and shrubs

### Features

- Simple to use, as the flexible tubing makes watering pots and container gardens easy
  - Clog resistance through built-in filtration and two outlet holes, 180 degrees apart
- Brown tubing complements Rain Bird XF Dripline
- Works with Rain Bird ¼" (6 mm) barbed Fittings

### Operating Range

- 0.7 to 2.7 bar
- Flow rate at 2.0 bar: 3.0 l/h
- Required filtration: 75 micron

### Specifications

- Outside diameter: 6 mm
- Inside diameter: 4 mm
- Wall thickness: 1 mm
- Spacing: 15 cm and 30 cm
- Length: 30 m coils



LDQ-08-06-100

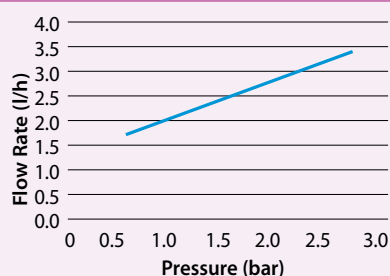
### Models

- LDQ0806100 • LDQ0812100

## Flow Characteristics

Model	Flow at 2.0 bar l/h	Spacing cm	Coil Length m
LDQ0806100	3.0	15	30
LDQ0812100	3.0	30	30

## ¼" (6 mm) Landscape Dripline Performance



## Maximum Length of Run (meters)

Emitter Spacing	Maximum Length of Run
15 cm	5.8 m
30 cm	10 m

## XQ 1/4" Distribution Tubing

The strongest and most flexible 1/4" Distribution Tubing available to extend emitter outlets to desirable discharge locations

### Features

- Unique blend of polymers that give it the flexibility of vinyl with hold of poly
- New textured finish improves handling
- Self extracting coiling feature makes it easy to use, store and eliminates waste
- Fits over barbed outlet ports and all Xerigation® emission devices and 1/4" (6 mm) transfer fittings
- Extruded from UV-resistant polyethylene resin materials

### Operating Range

- Pressure: 0 to 4.1 bar

### Specifications

- Outside Diameter: 6.3 mm
- Wall Thickness: 1.0 mm
- Inside Diameter: 4.3 mm
- Lengths: 30 m and 300 m coils

### Models

- XQ-100: 30m coil 1/4" (6 mm) distribution tubing
- XQ-1000: 300 m coil 1/4" (6 mm) distribution tubing
- XQ-1000-B: 300 m coil 1/4" (6 mm) distribution tubing in a bucket

## XQ 1/4" Distribution Tubing Friction Loss Characteristics

O.D. 6.3mm I.D. 4.3mm

Flow m <sup>3</sup> /h	Flow l/h	Velocity m/s	Loss bar
0.00	3.79	0.08	0.01
0.01	11.6	0.24	0.09
0.02	18.92	0.41	0.22
0.03	26.50	0.57	0.41
0.03	34.07	0.73	0.66
0.04	41.64	0.89	0.95
0.05	49.21	1.05	1.29
0.06	56.78	1.21	1.69
0.06	64.35	1.38	2.13
0.07	68.13	1.46	2.36
0.07	71.92	1.54	2.61
0.08	75.70	1.62	2.87
0.09	94.63	2.03	4.34
0.11	113.55	2.43	6.08

Bar Loss per 100 Meters of tubing

**Note:** Use of tubing at flows shown in dark shaded area is not recommended, as velocities exceed 1.5 m/s)



XQ-100 and XQ-1000 1/4" (6 mm) Tubing



XQ-1000-B 1/4" (6 mm) Tubing

## BF-1, BF-2, BF-3

Barb Transfer Fittings for 4-6 mm Tubing

### Features

- Used to connect 4-6 mm distribution tubing (DT-025-50/DT-025-1000)
- Rugged plastic construction
- Pressure: 0 to 3.5 bar

### Models

- BF-1: barb connector for 4-6 mm tubing
- BF-2: barb x barb elbow for 4-6 mm tubing
- BF-3: barb x barb x barb tee for 4-6 mm tubing



BF-1, BF-2, BF-3

## Tubing Goof Plug

### Features

- Used to plug unwanted holes in tubing
- New design works with Xeriman™ Tool (XM-TOOL) for a quick, easy installation while inserting self-piercing emission devices into a 13-16 mm tubing

### Model

- EMA-GPX



EMA-GPX

## T135SS

Tubing Cutter

### Features

- Designed for easy and clean cutting of all distribution tubing used in low volume irrigation installations.

### Specifications

- Length: 21.5 cm

### Model

- T135SS: tubing cutter



T135SS

## Low Flow Control Zone Kits with PR Filter

- Reliable Control Zone Kits that include the Low Flow Valve, the only valve on the market that can handle low flows (below 45 l/h) without weeping
- Shorter kits with only two components (valve plus pressure-regulating filter) mean that you can fit more Control Zone Kits in a valve box, saving time and money
- These PR Filter kits provide on/off control, filtration, and pressure regulation with fewer components; so there is less chance of leakage at the connections, both at installation and over the life of the system

### Operating Range

- Flow: 45 l to 1135 l/h
- Inlet pressure: 1.4 to 10.3 bar
- Regulated pressure: 2.1 bar
- Filtration: 75 micron stainless steel screen

### Models

- XCZ-075-PRF: ¾" Low Flow Valve with ¾" PR RBY Filter (Assembled - NPT/ BSP thread)
- ICZ-075-TBOS: ¾" Low Flow Valve with latching solenoid plus ¾" Pressure Regulating RBY Filter (NPT/BSP thread)
  - Flow: 0.8 to 18.91 l/m

### Replacement Screen

- RBY-200SSMX (75 micron stainless steel screen)

### Minimum Inlet Pressure for 2.1 bar outlet pressure

XCZ-075-PRF or ICZ-075-TBOS	
Flow (l/h)	Pressure (bar)
45	2.4
227	2.5
681	2.6
1135	3.0



Four Control Zone Kits in a Standard Valve Box



XCZ-075-PRF  
(NPT/BSP thread)



## Medium Flow Control Zone Kits with PR Filter

- Shorter kits with only two components (valve plus pressure-regulating filter) mean that you can fit more Control Zone Kits in a valve box, saving time and money
- These PR Filter kits provide on/off control, filtration, and pressure regulation with only two parts; so there is less chance of leakage at the connections, both at installation and over the life of the system

### Operating Range

- Flow: 684 to 3408 l/h
- Inlet pressure: 1.4 to 10.3 bar
- Filtration: 75 micron stainless steel screen
- Regulated pressure: 2.8 bar

### Models

- XCZ-100-PRF: 1" DV Valve with 1" PR Filter (Assembled - NPT thread)
- IXCZ-100-PRF: 1" DV Valve with 1" PR Filter (Assembled - BSP thread)
- IXZ-100-TBOS: 1" DV Valve with latching solenoid + 1" Pressure Regulating RBY Filter (Assembled - BSP thread)

### Replacement Screen

- RBY-200SSMX (75 micron stainless steel screen)



XCZ-100-PRF / IXCZ-100-PRF

Minimum Inlet Pressure for 2.8 bar outlet pressure	
Flow l/h	Inlet Pressure (bar) XCZ-100-PRF/IXCZ-100-PRF
684	3.0
1134	3.0
2274	3.3
3408	3.8

## Wide Flow Commercial Control Zone Kit with PESB Valve & Pressure Regulating, Basket Filter

- Complete kit is the simplest, smallest and most reliable Control Zone kit for commercial application between 68 and 4542 l/h
- Includes the reliable, proven PESB Valve which provides patented scrubbing action, making this kit ideal for commercial dirty water applications
- Includes the Pressure Regulating, Quick-Check Basket Filter that has a clear indicator which goes from green to red, telling you when to clean the filter. This reduces maintenance and takes the guesswork out of cleaning the filter. In addition, the threaded top makes it easy to remove and clean the stainless steel screen
- Basket Filter and Pressure Regulator have been combined for one smaller Pressure Regulating, Quick-Check Basket filter that is 24% smaller than the previous unit

### Operating Range

- Flow: 68 to 4542 l/h
- Inlet pressure: 1.4 to 10.3 bar
- Filtration: 75 micron stainless steel screen
- Regulated pressure: 2.8 bar

### Models

- XCZ-100-PRB-COM: 1" Ball Valve with 1" PESB Valve and 1" Pressure Regulating Quick-Check Basket Filter

### Replacement Screen

- QKCHK100M (150 micron stainless steel screen)
- QKCHK200M (75 micron stainless steel screen)

### Replacement cap

- QKCHKCAP (Complete cap with body o-ring)

For flows below 19 l/h, Rain Bird recommends use of upstream filtration to prevent debris from collecting below the diaphragm



XCZ-100-PRB-COM (NPT thread)

Minimum Inlet Pressure for 2.8 bar outlet pressure	
Flow l/h	Inlet Pressure (bar) XCZ-100-PRB-COM
68	2.82
227	2.86
684	2.9
1134	3.0
2274	3.3
3408	3.6
4542	4.3

## 1.5" Inline Commercial Control Zone Kit NEW

Run Up to 62 gpm (14080 l/h) for Large Zones

- High Flow Range: Allows for larger drip zone coverage with one control zone kit, saving labor cost, material cost and installation hassle.
- Low Friction Loss: Allows usage in zones with lower head pressure.
- Fully Assembled: Saves installation labor cost by ensuring all key components are included and that the direction of flow in individual components is assembled properly.
- Inline Configuration: Fewer connection points, which fits two kits instead of just one in a jumbo valve box. Also provides more access for maintenance and components.

### Pressure Loss Characteristics

Flow Rate (l/h)	XCZ-150-LCS	XCZ-150-LCDR
3414	0.21	0.14
4542	0.21	0.14
5676	0.21	0.21
6810	0.34	0.21
9084	0.41	0.41
11358	0.76	0.55
13626	1.03	0.55
14080	1.10	0.55

### Operating Range

- Flow Range: 3414 l/h to 14080 l/h
- Inlet Pressure: 1.03 to 7.9 bar
- Regulated Pressure: 2.8 bar
- Filtration: 130 micron
- Water Temperature: 0.5° C up to 43° C
- Ambient Temperature: 0.5° C up to 52° C

### Specifications

#### Dimensions

- XCZ-150-LCS: 52.7 cm L x 14.6 cm W x 24 cm H
- XCZ-150-LCDR: 60 cm L x 14.6 cm W x 24 cm H

#### Filtration

- XCZ-150-LCS: 3.81 cm Stainless Steel Screen Filter, 130 Micron; Surface Area: 270 cm<sup>2</sup>
- XCZ-150-LCDR: 3.81 cm Disc Filter, 130 Micron; Surface Area: 310 cm<sup>2</sup>

#### Valve Type

- XCZ-150-LCS: 1.5" PEB
- XCZ-150-LCDR: 1.5" PESB-R
- Power: 24 VAC 50/60 Hz (cycles/sec) solenoid
- Inrush Current: 0.41A (9.84 VA) at 60Hz
- Holding Current: 0.14A (3.43VA) at 60Hz
- Coil Resistance: 30-39 Ohms
- Two-wire compatible with ESP-LXD Decoders

#### Models

- XCZ-150-LCS
- XCZ-150-LCDR

#### Replacement Filters

##### Disc

- LGFC120MD

##### Screen

- LGFC120MS



## Low Flow Valves

Valves designed exclusively for the low flow rates of a drip irrigation system (0.6 to 37.8 l/m)

### Features

- The only valves in the industry made specifically for drip irrigation systems, making these the only valves that can effectively handle particles at low flow rates – patented design
- These valves contain all of the features of reliable Rain Bird DV valves, coupled with a unique diaphragm design that allows particles to pass through at extremely low flow rates, thereby preventing weeping of the valve
- Allows the filter to be safely placed downstream of the valve since these valves handle all sizes of particles
- Unique “double-knife” diaphragm coupled with 1/2" diameter seat for flawless operation at low flow rates
- Low Flow Valve is available in 3/4" In-line model
- Double-filtered pilot flow design for maximum reliability
- External bleed to manually flush the system of dirt and debris during installation and system start-up
- Internal bleed for spray-free manual operation.

### Operating Range

- Flow: 45 l/h to 2271 l/h
- Pressure: 1.0 to 10.3 bar

### Electrical Specifications

- 24 VAC 50/60 Hz (cycles/sec) solenoid
- Inrush current: 0.30 (7.2 VA) at 60 Hz
- Holding current: 0.19 A (4.56 VA)

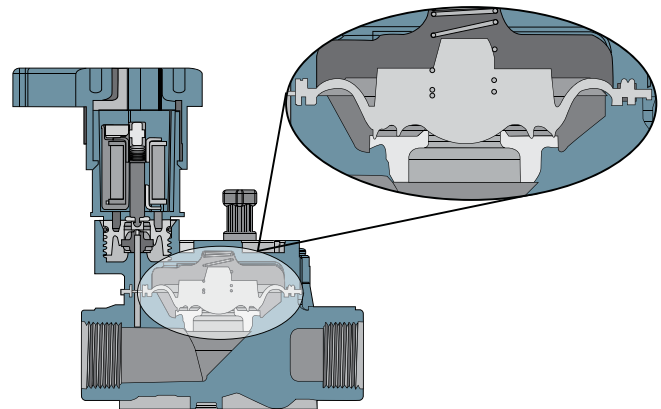
### Models

- LFBV-075: 3/4" (20/27) female threaded inlet and outlet Low Flow DV Valve
- LFBV-075-9V: 3/4" (20/27) female threaded inlet and outlet Low Flow DV Valve, 9-V latching solenoid
- LFBV-100\*: 1" Low Flow DV Valve

\*Available with BSP threads

### Pressure Loss Characteristics

Flow l/h	LFV-075 bar	LFV-100 bar
45	0.21	0.21
227	0.22	0.23
454	0.23	0.26
900	0.25	0.34
1368	0.28	0.44
1817	0.35	0.52



Unique Diaphragm Design



LFBV-075



LFBV-075-9V

## 1" & 1½" High Flow Inline Pressure Regulators

NEW

High flow Pressure Regulator family that delivers pre-set regulation for a wide flow range (114 to 15900 l/h) providing a solution for most irrigation applications

### Features

#### Flexibility

- Its high flow range (114 to 15900 l/h) capacity allows usage in a wide range of applications, making it ideal for drip or spray applications. It can be installed above or below grade
  - 1" Pressure Regulators flow range: : 114 to 7950 l/h
  - 1 ½" Pressure Regulator flow range: 3408 to 15900 l/h

#### Reliable Performance:

- Pre-set outlet pressure regulation at either 2.8 bar or 3.4 bar provides worry-free protection for your irrigation installations.

#### Durability:

- Tested to meet Rain Bird's high-quality standards. High Strength ABS construction and stainless steel springs provide the durability to withstand any job

#### Operating Range

- Pressure Regulation:
  - PSI-H40X-100: 2.8 bar
  - PSI-H50X-100 : 3.4 bar
  - PSI-H40X-150: 2.8 bar
- Flow Range:
  - PSI-H40X-100 & PSI-H50X-100: 114 l/h to 7950 l/h
  - PSI-H40X-150: 3408 l/h to 15900 l/h
- Inlet pressure: 1.0 bar to 10.3 bar

#### Specifications

- PSI-H40X-100 & PSI-H50X-100 : 1" Female NPT X 1" Female NPT
- PSI-H40X-150: 1 ½" Female NPT X 1 ½" Female NPT

#### Dimensions:

- PSI-H40X-100 & PSI-H50X-100: 14.7 cm in Length x 6.8 cm in Width
- PSI-H40X-150: 16.0 cm in Length x 8.4 cm in Width

#### Models

- PSI-H40X-100: 1" 40 psi inline Pressure Regulator
- PSI-H50X-100: 1" 50 psi inline Pressure Regulator
- PSI- H40X-150: 1½" 40 psi inline Pressure Regulator



1" & 1½" High Flow Inline Pressure Regulators

#### How to Specify

PSI - H XX X - 100

Model Pressure Regulator	Pre-Set Pressure Regulation 40 = 40 psi (2.8 bar) 50 = 50 psi (3.5 bar)	Inlet/Outlet Size 100 = 1 in (2.5 cm) 150 = 1½ in (3.8 cm)
--------------------------	---	--

Flow Range Capacity  
H = High Flow (up to 15900 l/h)



## Pressure-Regulating Filter (RBY)

Unique, compact unit that works with all valves to create a simple, efficient control zone. Combines filtration and pressure regulation in one piece for protection of downstream components in a low-volume irrigation system

### Features

- Reduces the number of components in a control zone, making it smaller and easier to install. More control zones can fit in one valve box!
- Combination unit comes with 75 micron stainless steel reduces the number of connections, making installation easier and faster
- Static RBY filter regulates pressure to a nominal 2.0 or 2.8 bar - PR RBY Filter Cap has sealing O-ring and unthreads to provide access to the filter element for easy cleaning
- 2.1 or 2.8 bar pressure regulator is integrated into the filter body
- Robust body and cap are made of glass-filled polypropylene and provide 10.3 bar pressure rating

### Operating Range

- Flow - ¾" units: 48 to 1134 l/h
  - 1" units: 684 to 3408 l/h
- Inlet pressure: 1.4 to 10.3 bar
- Regulated pressure: - ¾" units: 2.1 bar
  - 1" units: 2.8 bar

### Models

- PRF-075-RBY: ¾" PR RBY Filter (NPT thread)
- PRF-100-RBY: 1" PR RBY Filter (NPT thread)
- IPRF-100-RBY: 1" PR RBY Filter (BSP thread)

### Replacement Screen

- RBY-200SSMX (75 micron stainless steel screen)

Components  
of Control Zone  
Kits Found on  
pg. 118-125

Stainless  
Steel  
Screen



PRF-075-RBY and IPRB 100 RBY

### Pressure Loss Characteristics

Flow Rate l/h	PRF-075-RBY bar	PRF-100-RBY bar
48	0.21	N/A
228	0.28	N/A
684	0.42	0.06
1134	0.69	0.14
1818	N/A	0.26
2274	N/A	0.36
3408	N/A	0.83

Note: Pressure loss for 200 mesh (75 micron) filter screen

## Inline Pressure Regulators

### Features

- Can be installed above or below grade
- Preset outlet pressure: 1.0 to 2.1 bar
- ¾" (20/27) NPT female-threaded inlet and outlet

### Operating Range

- Flow
  - psi-L30X-075: 0.8 to 18.9 l/m
  - psi-M30X-075, psi-M40X-075: 7.8 to 37.9 l/m
  - psi-M15-M50: 0.45 to 5 m³/hr
- Inlet Pressure: 0.7 to 10.3 bar

### Models

- PSI-M15: preset outlet pressure: 1.0 bar
- PSI-M20: preset outlet pressure: 1.4 bar
- PSI-M25: preset outlet pressure: 1.8 bar
- PSI-M30: preset outlet pressure: 2.1 bar
- PSI-M40: preset outlet pressure: 2.8 bar
- PSI-M50: preset outlet pressure: 3.5 bar



PSI-M20, PSI-M30

## Retrofit Pressure Regulators

### Features

- Provides convenient 2.1 bar pressure regulation at the riser for any ½" FPT emission device or compression adapter
- Can be installed above or below grade
- Can be used with Xeri-bird™ 8 Multi-Outlet Emission Device (see page 99)

### Operating Range

- Flow: 1.9 to 15.1 l/m
- Inlet Pressure: 1.0 to 4.8 bar

### Dimensions

- ½" female-threaded inlet
- Height: 10 cm

### Model

- PRS-050-30

PRS-050-30



## Pressure Regulating Basket Filters

The only commercial-grade filter with built in pressure regulator for low-volume irrigation zones. Also available with a clean/dirty indicator.

### Features

- Reduces maintenance and labor costs - 40% larger filter surface than standard filters means less frequent cleaning
- Provides increased reliability – “No Spill” feature ensures dirt does not fall back into the filter during cleanup operation
- Simplifies installation and maintenance – threaded top with O-ring makes it easy to remove and clean that stainless steel filter screen
- Efficient design – combines filtration and pressure regulation in one compact unit with fewer connections
- Available in 1" model
- Comes pre-assembled with 75 micron stainless steel screen (other screen sizes available)
- Built-in 2,7 bar pressure regulator

### Operating Range

- Flow: 684 to 4542 l/h
- Inlet Pressure: 1.0 to 10.3 bar
- Regulating Pressure: 2.8 bar
- Filtration: 75 micron stainless steel
- Temperature: Up to 66° C

Components  
of Control Zone  
Kits Found on  
pg. 118-125

### Models

- IPRB-100: 1" Basket Filter with built-in Pressure Regulator (2.8 bar) and 75 micron stainless steel screen (BSP thread)
- PRB-100: 1" Basket filter with built in Pressure Regulator (2.8 bar) and 200 mesh (75 micron) stainless steel screen (NPT thread)
- IPRB-QKCHK-100: 1" Basket filter with built in Pressure Regulator (2.8 bar) and 200 mesh (75 micron) stainless steel screen (BSP thread)
- PRB-QKCHK-100: 1" Basket filter with built in Pressure Regulator (2.8 bar) and 200 mesh (75 micron) stainless steel screen (NPT thread)

### Replacement Filter Screens

- QKCHK-200M: 75 micron stainless steel screen, white

### Minimum Inlet Pressure for 2.8 bar Outlet Pressure

Flow Rate l/h	Inlet Pressure IPRB-100 bar
684	2.8
1134	2.9
2274	3.3
3408	3.6
4542	4.4

Stainless  
Steel  
Screen



IPRB-100



IPRB-QKCHK-100



QKCHK-200M

## Large-Capacity Filters

Large-Capacity high flow and low maintenance with a solid disc and screen filters

### Features

- Provides extra large filtration capacity for residential, commercial, and municipal applications
- Durable filters can be easily removed for cleaning, significantly reducing cleaning time
- Disc filters can decompress for easy cleaning
- Auxiliary connection with a threaded cap can be drilled to allow draining or depressurization

### Operating Range

- 3/4" Model: Maximum flow : up to 5m<sup>3</sup>/hr
  - Filtering surface (disc): 180 cm<sup>2</sup>
  - Filtering surface (screen): 160 cm<sup>2</sup>
- 1" Model: Maximum flow: Up to 6 m<sup>3</sup>/hr
  - Filtering surface (disc): 180cm<sup>2</sup>
  - Filtering surface (screen): 160 cm<sup>2</sup>
- 1.5" Models: Maximum flow: Up to 20 m<sup>3</sup>/hr
  - Filtering surface (disc): 535 cm<sup>2</sup>
  - Filtering surface (screen): 490 cm<sup>2</sup>
- 2" Models: Maximum flow: Up to 25 m<sup>3</sup>/hr
  - Filtering surface (disc): 525 cm<sup>2</sup>
  - Filtering surface (screen): 485 cm<sup>2</sup>
- Maximum Pressure: 8 bar
- Maximum Temperature: Up to 60° C

### Specifications

- Inlet / Outlet Size:
  - 3/4" Models: 3/4" BSP
  - 1" Models: 1" BSP
  - 1.5" Models : 1.5" BSP
  - 2" Models : 2" BSP

### Models

- ILCRBY075D: ¾" Large Capacity Disc Filter
- ILCRBY075S: ¾" Large-Capacity Screen Filter
- ILCRBY100D: 1" Large-Capacity Disc Filter
- ILCRBY100S: 1" Large-Capacity Screen Filter
- ILCRBY150D: 1.5" Large-Capacity Disc Filter
- ILCRBY150S: 1.5" Large-Capacity Screen Filter
- ILCRBY200D: 2" Large-Capacity Disc Filter
- ILCRBY200S: 2" Large-Capacity Screen Filter

### Filtration

- Stainless Steel Screen Filter: 130 Micron
- Plastic Filter Discs: 130 Micron

### Pressure Loss Characteristics - Disc Filter

Flow Rate l/m	1" Filter bar	1.5" Filter bar	2" Filter bar
18.93	0.04	0.01	0.01
41.67	0.08	0.01	0.01
83.33	0.18	0.03	0.01
125.0	0.30	0.05	0.02
166.67	—	0.07	0.03
208.33	—	0.10	0.04
250.00	—	0.15	0.06
291.67	—	0.21	0.08
333.33	—	0.27	0.11
375.00	—	—	0.14
416.67	—	—	0.17

### Pressure Loss Characteristics - Screen Filter

Flow Rate l/m	1" Filter bar	1.5" Filter bar	2" Filter bar
18.93	0.06	0.00	0.00
41.67	0.12	0.00	0.00
83.33	0.20	0.03	0.01
125.0	0.28	0.07	0.02
166.67	—	0.10	0.03
208.33	—	0.13	0.04
250.00	—	0.16	0.06
291.67	—	0.19	0.08
333.33	—	0.22	0.10
375.00	—	—	0.13
416.67	—	—	0.16


Note: Body dimensions are available on the Rain Bird website.

Note: Filter should be installed downstream of the valve, to prevent the filter from being under constant pressure.



ILCRBY200D

Disc & Screen Filters



Introduction

Spray Bodies

Spray Nozzles

Rotors

Valves

Controllers

Central Controls



Drip Irrigation

Filtration

Resources

# Filtration



## Rain Bird Filtration Products

Filtration is needed if there is sand, silt, algae or other types of unwanted items in the water which would clog irrigation system components

*Availability of products varies in each region. Please contact filters@rainbird.com*

### G-Series Hydraulic Suction Scanning Screen Filter

#### Features

- Ideal for use when there are several types of contaminants present in the water
- Horizontal configuration for high flow capacity
- 304 stainless steel construction
- 316L sintered stainless steel sintered screen
- 200 gpm to 600 gpm flow rate



### I-Series Hydraulic Suction Scanning Screen Filter

#### Features

- Ideal for use when there are several types of contaminants present in the water
- Vertical configuration saves space
- 304 stainless steel construction
- 316L sintered stainless steel sintered screen
- 600 gpm to 3,400 + gpm flow rate



### HDF Series Disc Filters

Removes algae from open water sources



HDF Series 2 Disc Filters

### CS Series Centrifugal Sand Separator

Removes sand from water



Centrifugal Sand Separator

### PSS Series Self-Cleaning Pump Suction Screen

Prevents large debris, such as fish, sticks, leaves and trash from damaging the intake pump and clogging the irrigation equipment



PSS Series





# Resources







## Rain Bird Training Services

Dedicated to the Development of Irrigation Professionals

### Rain Bird Online Technical Training

#### In-Depth Technical Training Anytime, Anywhere

- Technical irrigation training anytime and anywhere
- High-quality training in about an hour
- Many of the most requested questions answered



### Rain Bird Academy

#### General Irrigation Skills Training

- Top quality training on many manufacturers' products
- Prepare for Irrigation Association (IA) exams
- The Rain Bird Academy Boot Camp delivers the basics of irrigation in one week
  - Boot Camp classes are part of the IA Select Program



### Rain Bird Factory Trained

#### Comprehensive Training on Rain Bird Products

- Training is exclusive to Rain Bird Products
- Be an expert on installing, managing and maintaining Rain Bird irrigation systems
- Get the designation that proves to your customers that you are the best choice to do the job



### Rain Bird Customized Training

#### Customized and Private Classes

- Training is customized based on your organization's unique needs
- We come to your facility with everything needed to hold training
- From basic irrigation troubleshooting to central control, your staff will get the skills they need

For pricing and course registration, please visit: [www.rainbirdservices.com](http://www.rainbirdservices.com)

## How to Use This Catalog

### Precipitation Rates

Rain Bird has calculated for you the precipitation rates for our comprehensive lines of impacts, sprays, and rotors. These rates are an indication of the approximate rate at which water is being applied. The equations used to calculate the precipitation rates are as follows:

Square Spacing		Triangular Spacing	
U.S.:	Metric:	U.S.:	Metric:
$PR = \frac{96.3 \times \text{gpm}}{S \times S}$	$PR = \frac{1000 \times \text{m}^3/\text{h}}{S \times S}$	$PR = \frac{96.3 \times \text{gpm}}{S \times L}$	$PR = \frac{1000 \times \text{m}^3/\text{h}}{S \times L}$

96.3 = Constant (inches/square foot/hour)

1000 = Constant (millimeter/square meter/hour)

gpm = Gallons per minute (applied to area by sprinklers)

m<sup>3</sup>/h = Cubic meters per hour (applied to area by sprinklers)

S = Spacing between sprinklers

L = Spacing between rows (S x 0.866)

### Specification Information

The information in this catalog was accurate at the time of printing and may be used for proper specification of each product. For the most up-to-date information, go to the Rain Bird web site at [www.rainbird.com](http://www.rainbird.com).

### ASABE Test Certification Statement

Rain Bird Corporation certifies that pressure, flow rate, and radius data for its products were determined and listed in accordance with ASABE/ICC 802-2014 or ASAE S398.1, Procedure for Sprinkler Testing and Performance Reporting, and are representative of performance of production sprinklers at the time of publication. Actual product performance may differ from the published specifications due to normal manufacturing variations and sample selection. All other specifications are solely the recommendations of Rain Bird Corporation.

### Reference Charts

Information contained in this catalog is based upon generally accepted formulas, computations, and trade practices. Rain Bird Corporation, and its subsidiaries and affiliates, shall not be responsible or liable therefore if any problems, difficulties, or injuries should arise from or in connection with the use or application of this information, or if there is any error herein, typographical or otherwise.

*Not all models are listed. Not all models are available in all markets. Review your regional price list or contact your Rain Bird sales representative for local model availability.*

## Worry-Free Warranties

Our comprehensive product warranties make it even easier to choose Rain Bird and relax. Most Rain Bird Landscape Irrigation products are warranted to the trade for a period of either three or five years from the date of original purchase. A Rain Bird warranty is hassle-free support that enables maximum peak performance by irrigation system professionals. For you, it's the added peace of mind of knowing Rain Bird is there when you need it.

### Rain Bird's Professional Customer Satisfaction Policy

Rain Bird will repair or replace at no charge any Rain Bird professional product that fails in normal use within the warranty period stated below. You must return it to the dealer or distributor where you bought it. Product failures due to acts of God including without limitation, lightning and flooding, are not covered by this warranty. This commitment to repair or replace is our sole and total warranty.

### Implied Warranties of Merchantability and Fitness, if Applicable, are Limited to One Year from the Date of Sale.

We will not, under any circumstances be liable for incidental or consequential damages, no matter how they occur.

### I. Landscape Irrigation and Drainage Products

1800 Series Pop-Up Spray Heads, U-Series Nozzles, PA-8S and PA-8S-PRS Shrub Adapters, 1300 and 1400 Bubblers, 5000 Series Rotors, 5500 Series Rotors, 8005 Series Rotors, Falcon® 6504 Series Rotors, PEB/PESB/PESB-R Plastic Valves, DV/DVF and ASVF Plastic Valves, VB Series Valve Boxes, Internet Connected Water Meters (ICWM), and XF Series Dripline\* – 5 years

C2 Power Unit – 2 years

Pump Start Relays – 1 year for controls/electronics, 2 years for enclosure

All other Landscape Irrigation and Drainage products – 3 years

### II. Golf Products, Agricultural Products, and Pump Stations

For complete information and details please visit:  
<http://www.rainbird.com/corporate/CustomerSatisfactionPolicy.htm>

### III. All Other Products - 1 year

**For more information, see your Rain Bird Distributor.  
To find the nearest authorized distributor in your area, visit [www.rainbird.eu](http://www.rainbird.eu)**



## Index

1" & 1½" High Flow Inline Pressure Regulators .	122	Multi-Conductor Irrigation Cable .	65	XF Series Blank Tubing .	116
¼" (6 mm) Landscape Dripline .	116	Multi-Outlet Xeri-Bug™ .	98	XFS Sub-Surface Dripline with	
¼" Self-Piercing Barb Connector .	98	P-33 Series: P-33 / P-33DK / PSH-0 .	61	Copper Shield™ Technology .	111
1.5" Inline Commercial Control Zone Kit .	120	PA .	13	XLR Series Water Jets .	48
6 Outlet Manifold - EMT-6Xeri .	98	PA-8S-PRS & PA-8S-P4S .	13	XQ ¼" Distribution Tubing .	117
25BPJ .	43	PA-80 .	13	XS-90, XS-180, XS-360 Series .	104
100 Series .	58	PC Diffuser Caps .	100		
300-BPES Brass Valves .	57	PEB / PESB Series .	56		
700-CF-22 .	112	PGA Series .	54		
1300A-F .	29	PolyFlex Riser and Stake Assembly .	105		
1400 Series .	29	Pressure-Compensating Modules .	29, 100		
1800®-EXT .	13	Pressure Regulating Basket Filters .	124		
1800®-SAM, 1800®-SAM-PRS .	11	Pressure-Regulating Filter (RBY) .	123		
1800® Series .	10	PRS-Dial .	60		
2045A Maxi-Paw™ and 2045-PJ Maxi-Bird™ .	42	PSS Series Self-Cleaning Pump			
3500 Series .	31	Suction Screen .	127		
5000 Series .	32	PVC MANIFOLD SYSTEM .	59		
5000 Series MPR Nozzles .	35	QF Dripline Header .	113		
8005 Series .	39	Rain Bird Training Services .	129		
Air/Vacuum Relief Valve Kit .	116	Rain Curtain™ Nozzle Cross Reference Guide .	41		
BF-1, BF-2, BF-3 .	117	RC Series: 5LRC .	61		
C-12 .	112	RD1800™ Series Spray Heads .	12		
Clamp .	112	Retrofit Pressure Regulators .	123		
CS Series Centrifugal Sand Separator .	127	Rotor Tool .	33		
DBM10 .	64	RSD-BEx .	78		
Diffuser Bug Cap .	105	R-VAN Nozzles .	17		
Digital Hose End Timer .	72	RWS (Root Watering System) .	106		
DV / DVF Series .	52	SA Series .	14		
Easy Fit Compression Fitting System .	115	SB Series Spiral Barb Fittings .	14		
ESP-LXD Decoder Controller .	76	SH Series: SHO and SH2BSP .	61		
ESP-LXME/F Controllers .	75	Single Conductor Electric Cable .	65		
ESP-Me Series Controllers .	71	SiteControl .	87		
ESP-RZxe Series Controllers .	70	SiteControl Hardware .	88		
ESP-TM2 Series Controller .	69	SMRT-Y Soil Moisture Sensor Kit .	80		
Falcon® 6504 Series .	36	SPX Series Swing Pipe .	13		
Flow Sensors and Transmitters .	77	SQ Series, Square Pattern Nozzles .	101		
Galvanized Tie-Down Stake .	112	SXB-360 SPYK and XS-360TS-SPYK .	104		
Global Service Plans .	92	T135SS .	117		
G-Series Hydraulic Suction		TBOS-BT .	74		
Scanning Screen Filter .	127	TBOS Integration in IQ Cloud .	84		
HDF Series Disc Filters .	127	TSJ/TSJ-PRS Series .	50		
HE-VAN Series Nozzles .	21	Tubing Goof Plug .	117		
Holdup Tool with Bubble Level .	33	UNI-Spray™ Series .	9		
How to Use This Catalog .	130	Universal ¼" Tubing Stake .	105		
HV Series .	53	U-Series Nozzles .	23		
Inline Pressure Regulators .	123	VAN Series Nozzles .	25		
IQ NCC Network Communication Cartridge .	86	VBA-Series .	62		
IQ™ v3.0 Central Control Software .	83	VB Series Valve Boxes .	63		
I-Series Hydraulic Suction		WC Series Wire Connector .	64		
Scanning Screen Filter .	127	Wide Flow Commercial Control Zone Kit			
Jet Spike 310-90, 310-180, 310-360 .	105	with PESB Valve & Pressure			
KING .	64	Regulating, Basket Filter .	119		
Landscape Drip System Overview .	94	Wire Stripper Tool .	65		
Large-Capacity Filters .	125	Worry-Free Warranties .	130		
LF Series .	44	WPX Series .	73		
LFX300/LFX600 Series .	46	WR2 Series Wireless Rain + Freeze Sensors .	79		
LNK WiFi Module .	68	WS-PRO Weather Stations .	91		
Lock Type Fittings .	115	Xeri-Bird™ 8-Outlet Emission Device .	99		
Low Flow Control Zone Kits with PR Filter .	118	Xeri-Bug™ Emitters .	96		
Low Flow Valves .	121	Xeriman™ Tool .	97		
Maxicom2® Hardware .	90	Xeri-Pop™ Micro-Spray .	103		
Maxicom® version 4.4 .	89	XFCV Dripline with Check Valve .	109		
Medium Flow Control Zone Kits with PR Filter .	119	XFD On-Surface Dripline .	107		
MPR Spray Nozzles .	27	XF Dripline Insert Fittings .	114		
MTT-100 .	59	XF Insertion Tool .	114		

## The Intelligent Use of Water.™

LEADERSHIP • EDUCATION • PARTNERSHIPS • PRODUCTS

At Rain Bird, we believe it is our responsibility to develop products and technologies that use water efficiently. Our commitment also extends to education, training and services for our industry and our communities.

The need to conserve water has never been greater. We want to do even more, and with your help, we can. Visit [www.rainbird.com](http://www.rainbird.com) for more information about The Intelligent Use of Water.™



### Rain Bird Corporation

6991 E. Southpoint Road  
Tucson, AZ 85756  
Phone: (520) 741-6100  
Fax: (520) 741-6522

### Rain Bird Europe SNC

BAT A - Parc Clamar  
240, rue René Descartes BP 40072  
13792 Aix-en-Provence Cedex 3  
FRANCE  
Tel: (33) 4 42 24 44 61  
Fax: (33) 4 42 24 24 72  
[rbe@rainbird.eu](mailto:rbe@rainbird.eu) - [www.rainbird.eu](http://www.rainbird.eu)

### Rain Bird France SNC

BAT A - Parc Clamar  
240, rue René Descartes BP 40072  
13792 Aix-en-Provence Cedex 3  
FRANCE  
Tel: (33) 4 42 24 44 61  
Fax: (33) 4 42 24 24 72  
[rbb@rainbird.eu](mailto:rbb@rainbird.eu) - [www.rainbird.fr](http://www.rainbird.fr)

### Rain Bird Technical Services

(800) RAINBIRD (1-800-724-6247)  
(U.S. and Canada)

### Rain Bird Corporation

970 West Sierra Madre Avenue  
Azusa, CA 91702  
Phone: (626) 812-3400  
Fax: (626) 812-3411

### Rain Bird Sverige AB

c/o Accountor  
Nordenskiöldsgatam 6  
21119 Malmö  
SWEDEN  
Tel : (46) 42 25 04 80  
[rbs@rainbird.eu](mailto:rbs@rainbird.eu) - [www.rainbird.se](http://www.rainbird.se)

### Rain Bird Ibérica S.A.

C/ Valentín Beato, 22 2ª Izq. fdo  
28037 Madrid  
ESPAÑA  
Tel: (34) 91 632 48 10  
Fax: (34) 91 632 46 45  
[rbib@rainbird.eu](mailto:rbib@rainbird.eu) - [www.rainbird.es](http://www.rainbird.es)  
[Portugal@rainbird.eu](mailto:Portugal@rainbird.eu) - [www.rainbird.pt](http://www.rainbird.pt)

### Rain Bird International, Inc.

1000 West Sierra Madre  
Azusa, CA 91702  
Phone: (626) 963-9311  
Fax: (626) 852-7343

### Rain Bird Deutschland GmbH

Königstraße 10c  
70173 Stuttgart  
DEUTSCHLAND  
Tel: +49 (0) 711 222 54 158  
Fax: +49 (0) 711 222 54 200  
[rbd@rainbird.eu](mailto:rbd@rainbird.eu) - [www.rainbird.de](http://www.rainbird.de)

### Rain Bird Turkey

Çamlık Mh. Dinç Sokak Sk. No.4 D:59-60  
34760 Ümraniye, İstanbul  
Türkiye  
Tel: (90) 216 443 75 23  
Fax: (90) 216 461 74 52  
[rbb@rainbird.eu](mailto:rbb@rainbird.eu) - [www.rainbird.com.tr](http://www.rainbird.com.tr)