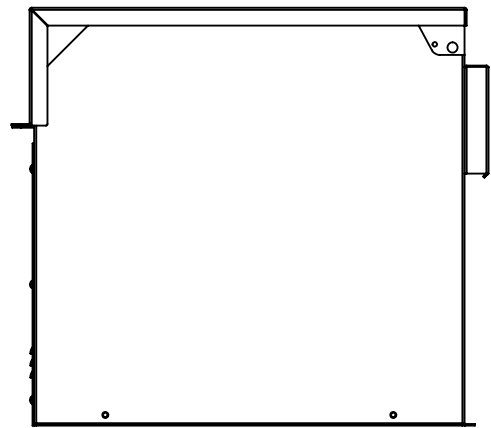
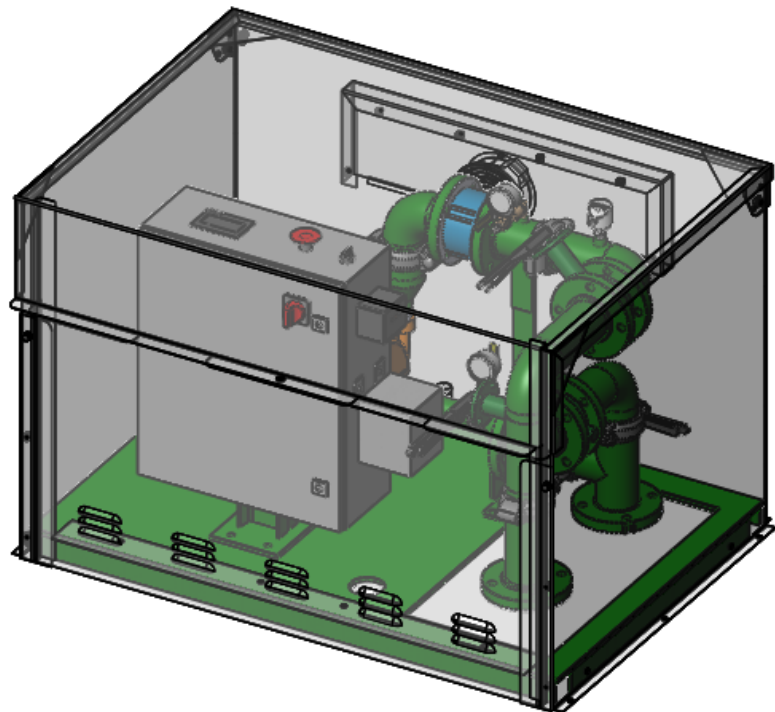
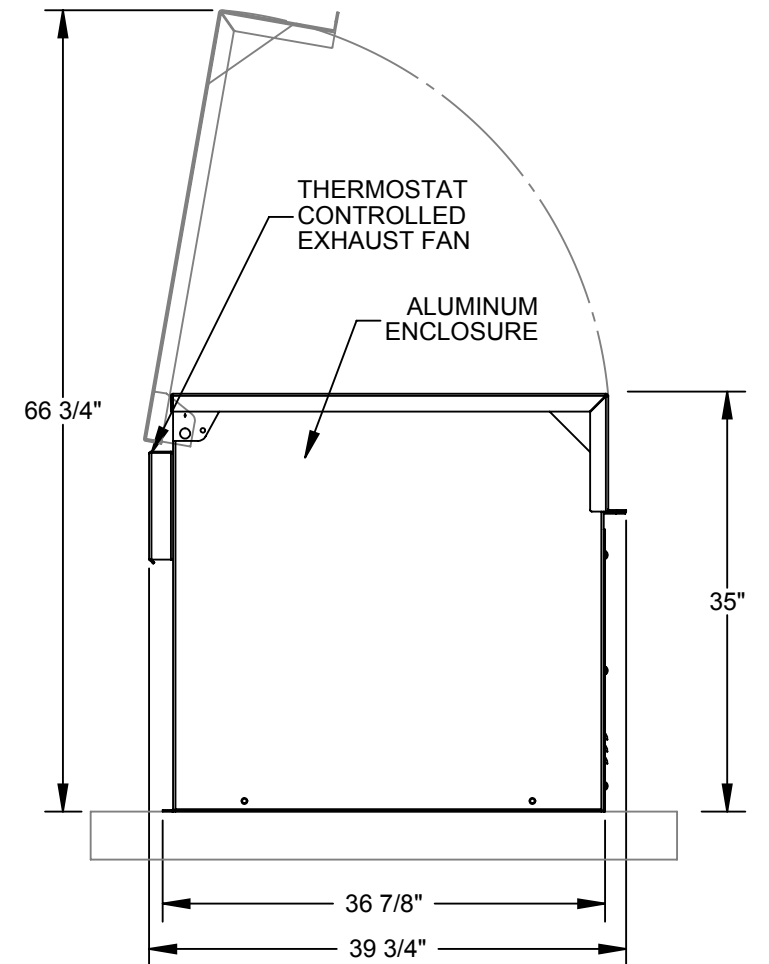
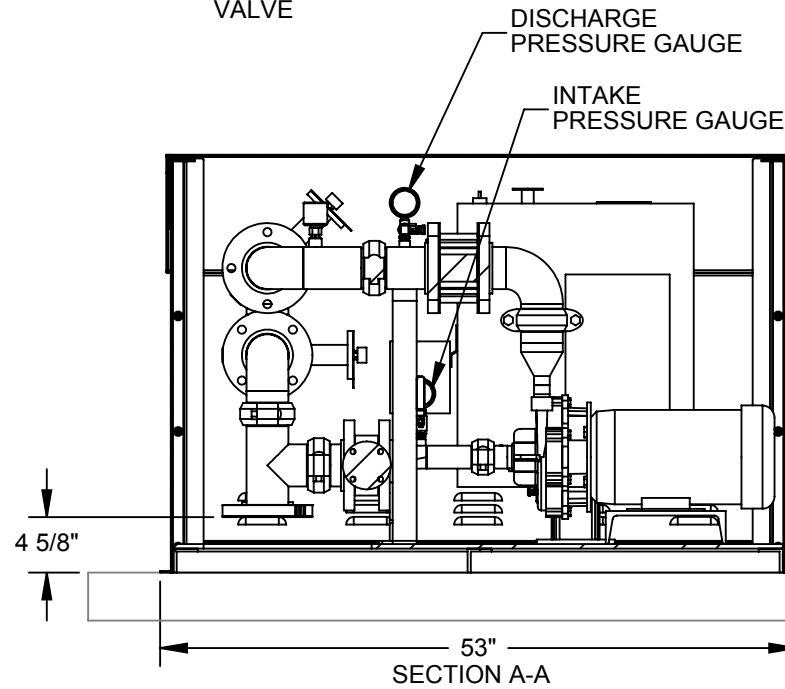
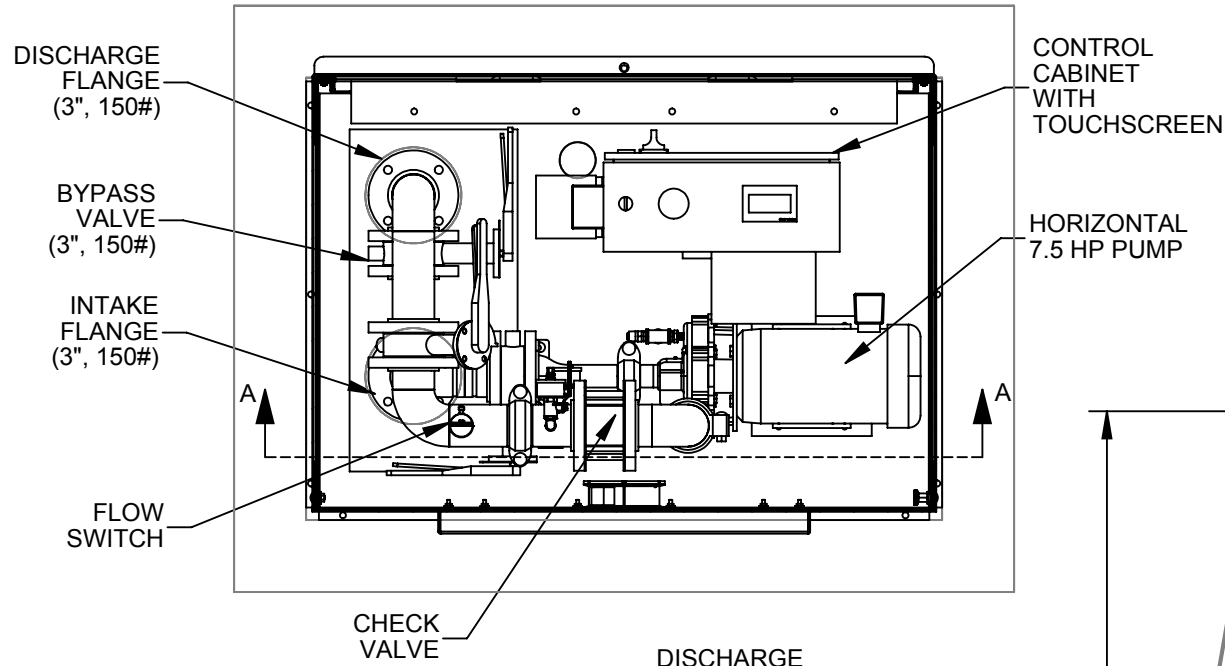
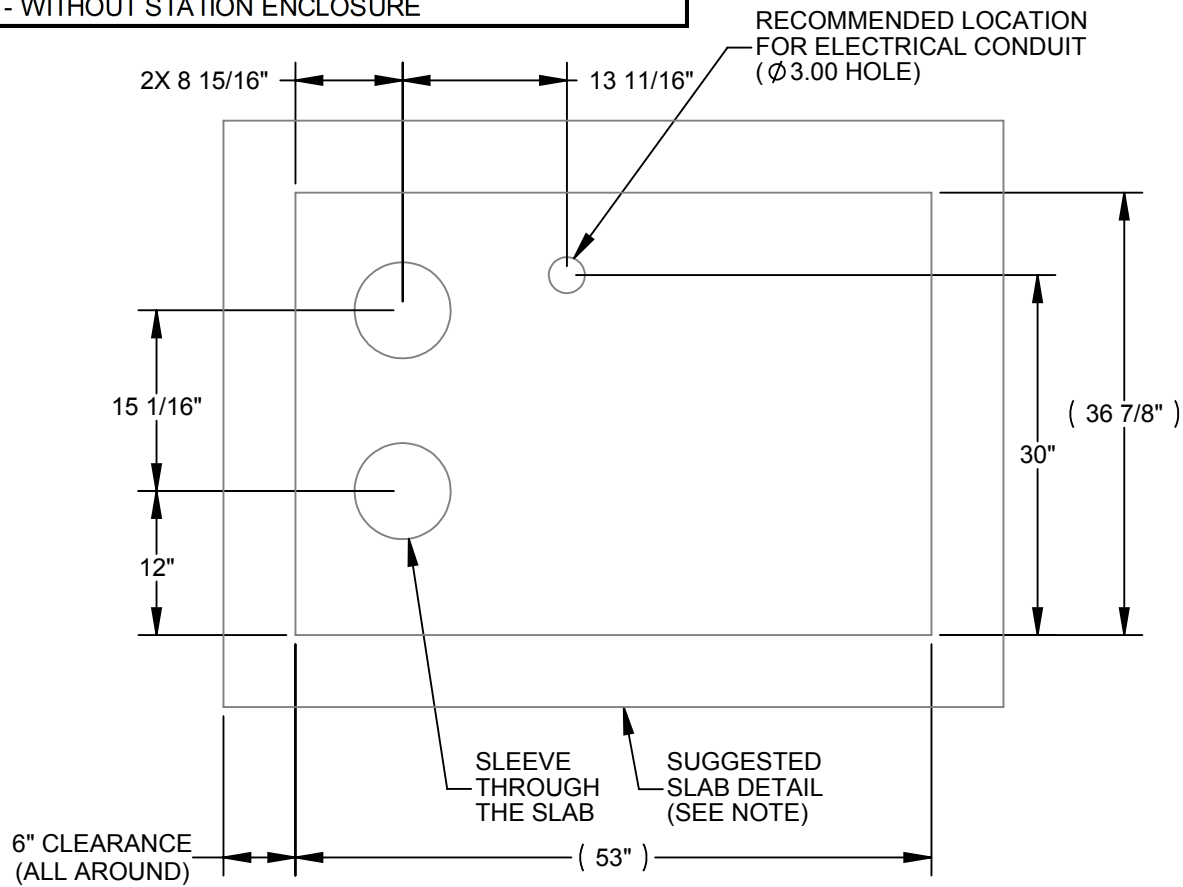


- OPTIONS:**
- ENVIRONMENTAL PACKAGE & SOUND REDUCTION
 - STATION FLANGED ADAPTERS (3"x2" OR 3"x4")
 - STATION Z PIPES (INTAKE & DISCHARGE)
 - WITHOUT STATION ENCLOSURE

TYPICAL STANDARD DRAWING
4/25/2013

POWER:	XXX/YY/Z V/HZ/PH
FULL LOAD AMP:	XX A
SERVICE REQ:	XX A
DESIGN FLOW:	XX GPM
MIN FLOW:	XX GPM
DISCHARGE PRESSURE:	XX PSI
BOOST PRESSURE:	XX PSI
INLET PRESSURE:	XX PSI



- NOTES:**
1. DIMENSIONS SHOWN ARE MINIMUM RECOMMENDED CLEARANCES FROM PUMP STATION TO SLAB EDGE.
 2. SLAB DETAIL IS PROVIDED FOR ILLUSTRATION ONLY. THE ARCHITECT OR PROJECT ENGINEER SHOULD BE CONSULTED FOR CONSTRUCTION DETAIL.
 3. SLAB AND PUMP HOUSE MUST BE BUILT IN ACCORDANCE WITH LOCAL BUILDING CODES.

<p>NOTICE:</p> <p>THIS DRAWING EMBODIES A CONFIDENTIAL PROPRIETARY DESIGN ORIGINATED BY RAIN BIRD CORPORATION. ALL DESIGN, MANUFACTURING, USE AND SALE RIGHTS REGARDING THE SAME ARE EXPRESSLY RESERVED. IT IS SUBMITTED UNDER A CONFIDENTIAL RELATIONSHIP FOR A SPECIFIC PURPOSE AND THE RECIPIENT AGREES BY ACCEPTING THIS DRAWING NOT TO SUPPLY OR DISCLOSE ANY INFORMATION REGARDING IT TO ANY UNAUTHORIZED PERSON, OR TO INCORPORATE IN OTHER PROJECTS ANY SPECIAL FEATURE UNIQUE TO THIS DESIGN. ALL PATENT RIGHTS HERETO ARE EXPRESSLY RESERVED.</p>	<p>UNLESS OTHERWISE SPECIFIED:</p> <p>FRACTIONAL TOLERANCE = ± 1/8"</p> <p>DRILLED HOLE Ø = ± 1/32"</p> <p>ANGULAR = ± 2°</p> <p>DECIMAL TOLERANCE X = ± .001" XXX = ± .010"</p>	<p>DRAWN JMM DATE 4/25/2013</p> <p>DESIGNED JMM DATE 4/25/2013</p> <p>SCALE 1:16</p> <p>DO NOT SCALE DRAWING</p> <p>LAST MODIFIED IN VERSION SolidWorks 2011</p> <p>DWG SYMBOLS PER ANSI</p>	<p>PROJ NAME 7.5 HP B1WPS THRU SLAB</p> <p>PROJ NO. 300663</p>	
		<p>RAIN BIRD</p> <p>SYSTEMS MFG. DIV.</p> <p>TUCSON, ARIZONA</p>		<p>TITLE 1-7.5 HP PUMP STATION</p>
		<p>LH1N0L00700XXX</p>		<p>DRAWING NUMBER TYPICAL -</p>
		<p>SHEET 1 OF 1</p>		<p>PART NO. REV.</p>