



Save Water, Time and Money with Reports From The IQ™ Platform

IQ reports provide easy access to valuable water-use data in one convenient spot.

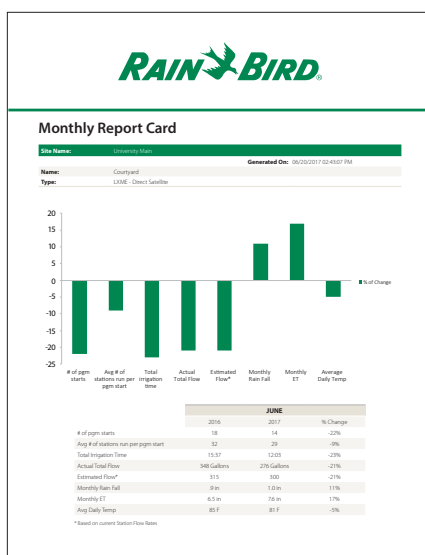
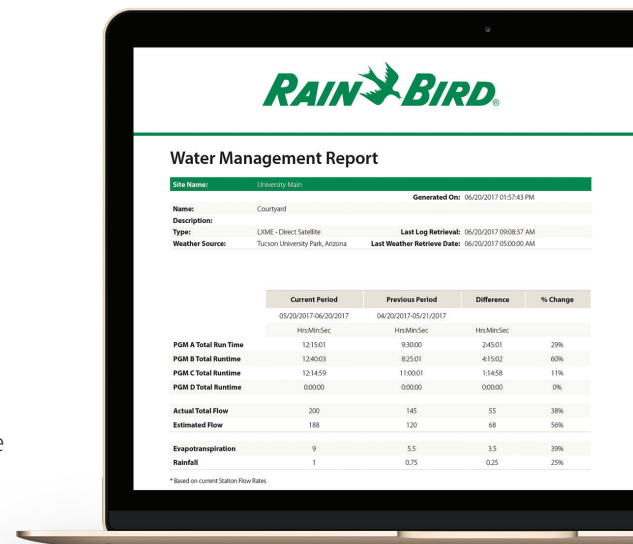
The impressive IQ™ Platform improves irrigation by providing 24/7 access to comprehensive, real-time reports and water-management tools. These functions make it easy for irrigation professionals and other stakeholders to actively monitor water flows, account for changing weather, compare water usage rates, evaluate key performance metrics and more.

Equipped with this information, critical irrigation adjustments can be implemented - at any time and from anywhere - to save water, time, and money.

Water Manager Report

The Water Manager report provides a wide range of usage and activity data to help irrigation managers take control and improve watering efficiency.

- Flexible reporting options generate comparisons of water use week-to-week, month-to-month, year-to-year, or over custom time spans
- Comparative data enables users to make intelligent programming decisions
- User-defined time periods can be compared to accurately show changes in irrigation amounts and how they're influenced by weather conditions
- By identifying irrigation trends and changes in flow rates and other factors, water managers can make water-saving adjustments when future, similar conditions arise



Monthly Report Card

The Monthly Report Card feature of the IQ™ Platform improves irrigation performance by allowing irrigation managers to easily monitor programming details and watering activity at their sites.

- Review total run times, flow usage, number of program starts, weather data, and more
- Tracking and correlating weather changes -- and how well the irrigation adjusts to those climate conditions -- can simplify planning for more efficient future water use
- Easy to read, organized information is useful for both irrigation and non-irrigation professionals

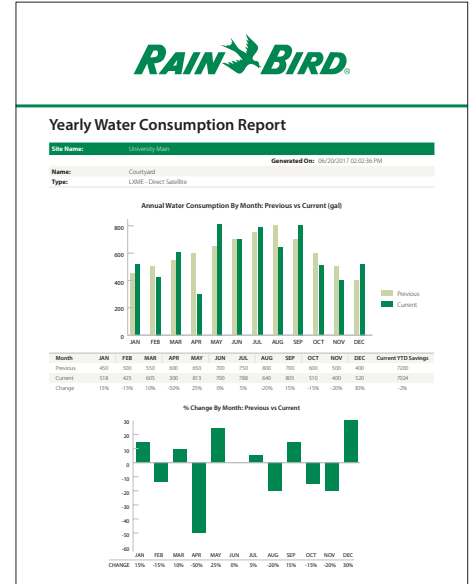
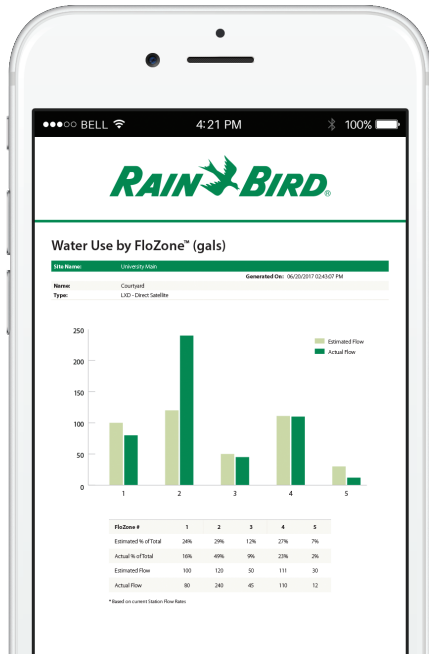
Turn watering information into watering improvements.

Rain Bird® is committed to developing innovative solutions for irrigation professionals, and the new reporting functions of the IQ™ Platform are perfect examples. By giving IQ users more information about their system's performance, our reports provide valuable, practical knowledge about how to irrigate more efficiently.

Yearly Water Consumption Report

Irrigation managers, budget personnel, and other decision makers all benefit by having quick access to this snapshot comparison of monthly water use vs. the previous year's water use.

- Track and chart progress towards water-saving goals
- Simplify planning and stay on budget
- Prevent spikes in water use and make timely adjustments



Water Use by FloZone™

In a perfect world, water goes where you expect it to go, and in precise amounts. But in the real world, using the right amount of water requires a watchful eye at all times... and the Water Use by FloZone report simplifies this process for everyone.

- Compare exact water usage data with forecasted amounts within a user-defined time period
- See the complete "flow" picture of sites and controllers with multiple master valves and flow sensors
- Identify breaks, stuck valves, leaks and other problems more easily

**Talk to Rain Bird about the advantages of IQ reports,
and take your water management to the next level.**

To learn more, contact a Rain Bird representative or go to www.RainBird.com/IQ

Call toll-free at **(888) 313-2312**