



XLR SERIES WATER JETS

**RAIN**  **BIRD**®

# The World's Most Advanced Long-Range Rotor.

For many applications, the ability to quickly and efficiently water large areas with just a few long-range rotors can make a big impact on the bottom line. Saving water, time and money—that's what the Rain Bird® XLR Series is all about. Built to the highest quality standards and loaded with industry-leading water- and cost-saving innovations, Rain Bird XLR Series Water Jets outperform and outlast competing long-range impact rotors.

## ► *Deflector Kit (standard) XLRDEFKIT*

### Intelligently Designed for Smart Savings

- The intelligent design of the deflector, barrel and nozzle require less water pressure to operate.
- Durable, lightweight materials require less force to initiate or change motion.

### XLR Nozzles (Sold Separately)

Choose from nine different nozzle sizes to get the throw range your job site needs. Each nozzle is manufactured with technical polymers, with a unique shape that minimizes pressure loss while maximizing throw.





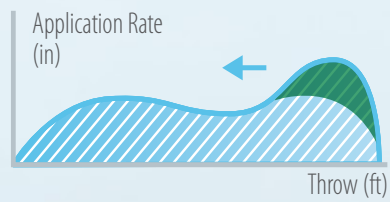
► *Jet-Breaker Kit (optional) XLRJETKIT and Brake Kit (standard) XLRBRKKIT*

### Never Waste a Drop

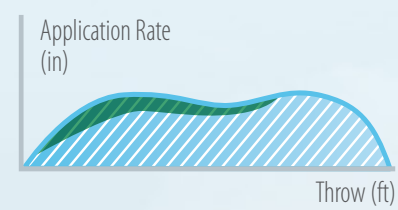
With a powerful throw and a dedicated focus on even water distribution, XLR Water Jets eliminate overwatering and runoff while maximizing your water efficiency. A self-adjusting automatic brake system ensures your rotors maintain a constant rotation speed while a dynamic jet-breaker corrects uneven distribution that's common in low-pressure settings.



*Low pressure water distribution profile*



*Improved distribution uniformity with Dynamic Jet-Breaker in low pressure condition and Solid-Set systems*



# Build Your Perfect Water Jet.

With three models and a variety of available nozzles that allow you to modify throw range based on your water pressure and work site, XLR Series Water Jets have the capacity to adapt to your exact needs.




## XLR 24

- Fixed 24° Trajectory
- Nine Available Nozzles
- Throw Range of 92' – 177' (28 m – 54 m)
- Full- and Part-Circle (20°–340°) in One Unit
- 2" Flange, NPT or BSP Inlet
- 1-Year Warranty



## XLR 44

- Fixed 44° Trajectory
- Nine Available Nozzles
- Throw Range of 85' – 174' (26 m – 53 m)
- Full- and Part-Circle (20°–340°) in One Unit
- 2" Flange, NPT or BSP Inlet
- 1-Year Warranty



## XLR ADJ

- Adjustable Trajectory from 15° to 45°
- Nine Available Nozzles
- Full- and Part-Circle (20°–340°) in One Unit
- 2" Flange, NPT or BSP Inlet
- 1-Year Warranty

### XLR 24 Nozzle Throw Range | Fixed 24° Trajectory

psi	0.47" (12 mm)		0.55" (14 mm)		0.63" (16 mm)		0.71" (18 mm)		0.79" (20 mm)		0.87" (22 mm)		0.94" (24 mm)		1.02" (26 mm)		1.10" (28 mm)	
	Flow gpm	Radius ft	Flow gpm	Radius ft	Flow gpm	Radius ft	Flow gpm	Radius ft	Flow gpm	Radius ft	Flow gpm	Radius ft	Flow gpm	Radius ft	Flow gpm	Radius ft	Flow gpm	Radius ft
30	35	81	48	88	62	96	78	98	97	99	117	101	139	102	164	103	189	104
40	40	93	55	100	71	107	90	114	112	120	135	122	161	125	190	127	219	130
50	45	103	62	110	80	117	101	125	125	133	151	137	180	141	212	146	245	151
60	50	109	67	117	87	124	111	133	137	141	165	147	197	152	232	159	268	166
70	54	113	73	121	94	129	119	138	148	147	178	154	212	160	251	168	289	176
80	57	118	78	126	101	135	128	144	158	153	191	160	227	167	268	176	309	185
90	61	122	83	131	107	141	135	150	168	158	202	166	241	174	284	184	328	193
100	64	125	87	135	113	145	143	154	177	163	213	171	254	180	300	189	346	198
110	67	128	91	138	118	148	150	157	186	166	224	175	266	184	314	193	363	202

The performance data were obtained under ideal testing conditions and may be adversely affected by wind and other factors. Pressure refers to pressure at nozzle. A lowered trajectory angle improves the irrigation efficiency in windy conditions. For every 3° drop of the trajectory angle the throw is reduced by approx. 3 to 4%.

### XLR 44 Nozzle Throw Range | Fixed 44° Trajectory

psi	0.47" (12mm)			0.55" (14mm)			0.63" (16mm)			0.71" (18mm)			0.79" (20mm)			0.87" (22mm)			0.94" (24mm)			1.02" (26 mm)			1.10" (28 mm)		
	Flow gpm	Radius ft	Height ft	Flow gpm	Radius ft	Height ft	Flow gpm	Radius ft	Height ft	Flow gpm	Radius ft	Height ft	Flow gpm	Radius ft	Height ft	Flow gpm	Radius ft	Height ft	Flow gpm	Radius ft	Height ft	Flow gpm	Radius ft	Height ft	Flow gpm	Radius ft	Height ft
40	40	82	37	55	90	37	71	98	38	90	105	38	112	113	39	135	117	39	161	121	40	190	125	40	219	128	41
50	45	91	43	62	99	44	80	108	45	101	116	46	125	125	47	151	130	48	180	135	48	212	140	49	245	144	50
60	50	97	48	67	107	49	87	116	51	111	126	52	137	135	54	165	140	55	197	146	56	232	151	57	268	157	58
70	54	102	51	73	112	53	94	122	55	119	132	57	148	142	59	178	148	61	212	154	62	251	160	64	289	165	66
80	57	107	54	78	117	57	101	127	59	128	138	61	158	148	64	191	154	66	227	160	68	268	166	70	309	172	72
90	61	110	56	83	121	59	107	132	62	135	142	65	168	153	68	202	159	70	241	165	72	284	171	75	328	177	77
100	64	113	58	87	124	61	113	135	65	143	146	68	177	157	71	213	163	73	254	169	76	300	176	79	346	182	82
110	67	115	60	91	126	63	118	137	66	150	148	70	186	160	73	224	166	76	266	172	79	314	179	82	363	185	85
120	70	116	61	95	127	64	124	139	68	156	150	72	194	161	75	234	168	78	278	175	81	328	181	84	379	188	87

The performance data were obtained under ideal testing conditions and may be adversely affected by wind and other factors. Pressure refers to pressure at nozzle. Radius = radius of throw in feet. Nozzle at 5 feet above ground level. Height = maximum stream height in meters above nozzle.

### XLR ADJ Nozzle Throw Range | Adjustable Trajectory

- For every 3° drop of the trajectory angle, the throw is reduced by approximately 3 to 4%.
- Use the XLR 24 Nozzle Throw Range Table for your pressure and nozzle diameter.

# Highly Adaptable for Any Environment.

Every work site is unique—from water pressure and topography to size, shape and requirements. The XLR Series Water Jets were built for easy customization. Regardless of your challenge, these rotors are always up to the task.

## IRRIGATION

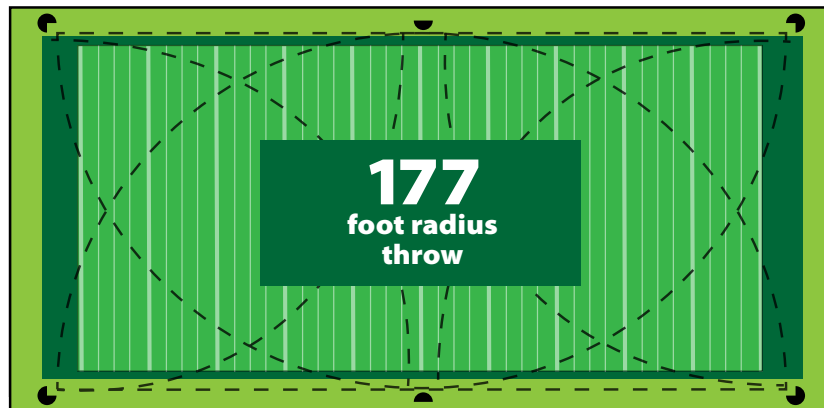
Highly uniform distribution means you can effectively irrigate large areas without flooding or pooling in overwatered zones.

- Synthetic Turf
- Natural Turf
- Agriculture
- Log Pile Irrigation

## DUST CONTROL

Designed to quickly and evenly put down water, you can tame dust in a fraction of the time.

- Feed Yards
- Stables
- Mining
- Equestrian



Use multiple part-circles to cover large areas.



## HOW TO SPECIFY

XLR	44	-	NPT	-	XLRJETKIT
MODEL	ANGLE		MOUNTING		OPTIONAL FEATURE*
XLR	24		NPT		XLRJETKIT = Jet Breaker Kit
	44		BSP		
	ADJ		Blank = Flange		

\*Order Separately



## The Intelligent Use of Water.™

LEADERSHIP • EDUCATION • PARTNERSHIPS • PRODUCTS

---

At Rain Bird, we believe it is our responsibility to develop products and technologies that use water efficiently. Our commitment also extends to education, training and services for our industry and our communities.

The need to conserve water has never been greater. We want to do even more, and with your help, we can. Visit [www.rainbird.com](http://www.rainbird.com) for more information about The Intelligent Use of Water.™

**Rain Bird Corporation**

970 W. Sierra Madre  
Azusa, CA 91702  
Phone: (626) 812-3400  
Fax: (626) 812-3411

**Rain Bird Technical Services**

(800) RAINBIRD (U.S. and Canada)

**Rain Bird Corporation**

6991 East Southpoint Road  
Tucson, AZ 85706  
Phone: (520) 741-6100  
Fax: (520) 741-6522

**Specification Hotline**

(800) 458-3005 (U.S. and Canada)

**Rain Bird International, Inc.**

P.O. Box 37  
Glendora, CA 91741  
Phone: (626) 963-9311  
Fax: (626) 963-4287

[www.rainbird.com](http://www.rainbird.com)

**Rain Bird Europe SNC**

240 ru René Descartes — PARC LE CLAMAR Bât. A  
Zac du Parc de la Duranne  
13290 Aix-en-Provence  
France  
Tel: (33) 4 42 24 44 61  
Fax: (33) 4 42 24 24 72

[rbe@rainbird.eu](mailto:rbe@rainbird.eu)