
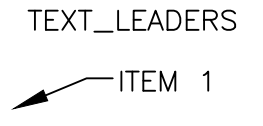


- ① FINISH GRADE/TOP OF MULCH
- ② POP-UP SPRAY SPRINKLER:
RAIN BIRD RD-12-SI
- ③ PVC SCH 80 NIPPLE
(LENGTH AS REQUIRED)
- ④ PVC SCH 40 ELL
- ⑤ PVC SCH 40 STREET ELL
- ⑥ PVC SCH 40 TEE OR ELL
- ⑦ PVC LATERAL PIPE

CHOOSING EQUIPMENT CALLOUT METHOD

CHOOSE EITHER LEADERS OR BUBBLE CALLOUTS BY TURNING ON THE APPROPRIATE LAYER:



TO TURN OFF THIS INSTRUCTION BOX, TURN OFF LAYER "INSTRUCT-CALLOUT".

CHOOSING NOZZLES AND OPTIONAL FEATURES

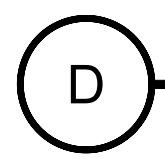
- NOZZLES
- HE-VAN NOZZLE
 - MPR NOZZLE
 - ROTARY NOZZLE
 - SQ NOZZLE
 - U-SERIES NOZZLE
 - VAN NOZZLE

- LAYER_NAME
- OPTION-NOZ-HEVAN
 - OPTION-NOZ-MPR
 - OPTION-NOZ-ROTARY
 - OPTION-NOZ-SQ
 - OPTION-NOZ-U-SERIES
 - OPTION-NOZ-VAN

- OPTION
- NON-POTABLE CAP
 - PRS 30PSI WITH FLOW SHIELD
 - PRS 30PSI WITH FLOW SHIELD NON-POTABLE CAP

- LAYER_NAME
- OPTION-NP
 - OPTION-PRS-F
 - OPTION-PRS-F-NP

NOTE:
SIDE INLET CONNECTION SHOULD NOT BE USED IN FREEZING CLIMATES.



POP-UP SPRAY SPRINKLER
RD-12 SIDE INLET WITH SWING JOINT

04-24-2012