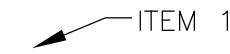


CHOOSING EQUIPMENT CALLOUT METHOD

CHOOSE EITHER LEADERS OR BUBBLE CALLOUTS BY TURNING ON THE APPROPRIATE LAYER:

TEXT_LEADERS

TEXT_BUBBLES



TO TURN OFF THIS INSTRUCTION BOX, TURN OFF LAYER "INSTRUCT-CALLOUT".

CHOOSING NOZZLES AND OPTIONAL FEATURES

NOZZLES

- HE-VAN NOZZLE
- MPR NOZZLE
- ROTARY NOZZLE
- SQ NOZZLE
- U-SERIES NOZZLE
- VAN NOZZLE

LAYER_NAME

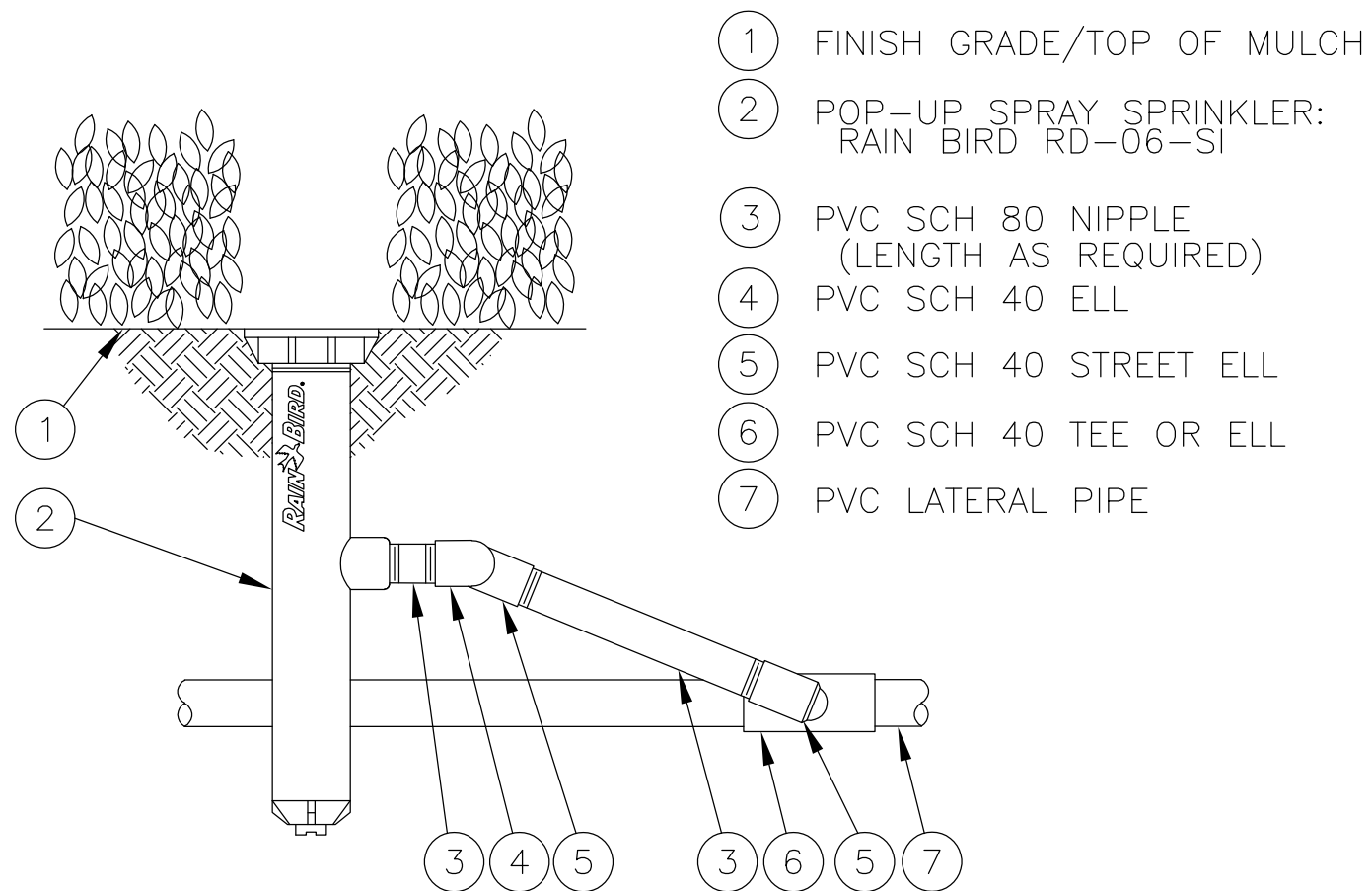
- OPTION-NOZ-HEVAN
- OPTION-NOZ-MPR
- OPTION-NOZ-ROTARY
- OPTION-NOZ-SQ
- OPTION-NOZ-U-SERIES
- OPTION-NOZ-VAN

OPTION


- NON-POTABLE CAP
- PRS 30PSI WITH FLOW SHIELD
- PRS 30PSI WITH FLOW SHIELD NON-POTABLE CAP

LAYER_NAME

- OPTION-NP
- OPTION-PRS-F
- OPTION-PRS-F-NP



NOTE:
SIDE INLET CONNECTION SHOULD NOT BE USED IN FREEZING CLIMATES.



POP-UP SPRAY SPRINKLER

N.T.S.

RD-06 SIDE INLET WITH SWING JOINT

10-17-2011