

# LFX600 LOW FLOW SPRINKLER

## TECHNICAL SPECIFICATIONS



The Rain Bird® LFX Low Flow Sprinkler was designed and built with efficiency in mind. The LFX600 offers unparalleled operational flexibility with both interchangeable brake assemblies and nozzles. Featuring unmatched water distribution at all trajectories, the LFX600 is perfect for a wide variety of applications.




No Tools Required  
Snap-Fit Assembly

### FEATURES

- Ensures even distribution with Rain Curtain™ Technology
- Provides gentle close-in watering to prevent wash out
- Easy installation and field maintenance without tools
- Durable acetal material withstands harsh field conditions
- Color-coded for quick identification and easy switch out to adapt to different irrigation requirements

### LFX600 DESIGN



### OPERATING RANGE

Pressure	25 to 50 psi	1.72 to 3.45 bar
Flow Rate	0.61 to 2.12 gpm	140 to 469 l/h
Radius of Throw	22 to 31 feet	6.7 to 9.4 meters

### APPLICATIONS

NUT TREES			FRUIT TREES				PASTURE
Walnuts	Pistachios	Almonds	Apples	Stone Fruit	Bananas	Strawberries	Grass
LOCATIONS			USEFUL FOR				
Agriculture	Greenhouse	Nursery	Climate Control	Desalination	Pest Control		

## Sprinkler Body Options



### NPT Male Pipe Thread

1/2" (13mm)  
SPECIFICATION: N



### Female ACME Thread

SPECIFICATION: A

## Stream Splitters



### Edge Guard/Road Guard

Reduce water waste by converting any LFX full circle sprinkler to a 190° irrigation pattern.  
MODEL# LFXG



### One-Sided Stream Splitter

Direct water away from unwanted areas by creating a 30° dry wedge.  
MODEL# LFXSS1



### Two-Sided Stream Splitter

Direct water away from unwanted areas by creating two (2) 30° dry wedges.  
MODEL# LFXSS2

## PACKAGING DATA

### FACTORY-ASSEMBLED QUANTITIES

BAG: 50    CASE: 300    Pallet: 9,600

### PART QUANTITIES

PART	MINIMUM ORDER	CASE QUANTITY
Nozzles	200	1,600
Brake Assemblies	200	3,600
Bodies	200	400

## HOW TO ORDER

LF06 - N - 15P - 78

**Core Family**  
LF06 - LFX600

### Deflector

09B - 9° Blue  
12P - 12° Pink  
15P - 15° Purple  
15G - 15° Gold

### Body

A - Female ACME Thread  
N - 1/2" Male NPT Thread

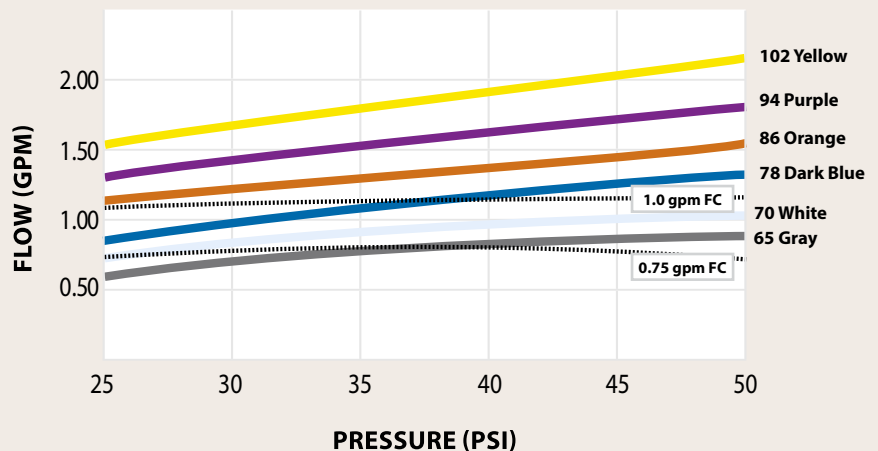
### Nozzle

65 - Gray  
70 - White  
78 - Dark Blue  
86 - Orange  
94 - Purple  
102 - Yellow  
F4 - FC 0.75 gpm  
F5 - FC 1.0 gpm

## Save water and improve yield by upgrading to the Flow Control (FC) nozzle





















Upgrade your standard flow nozzle to a Flow Control (FC) nozzle for consistent flow along laterals and terrain variations. As water pressure increases, the FC washer restricts flow to control output.

- Avoid over or under watering
- Increase yield with regulated flow
- Simple upgrade, no tools required
- Two flow rates available:
  - 0.75 gpm (170.3 l/h)
  - 1.00 gpm (227.3 l/h)
- Operating range from 25 to 50 psi (1.72 to 3.45 bar)



# LFX600 PERFORMANCE DATA (IMPERIAL)

## US Measurements






















Brake Assembly With Deflector	Nozzle	Stream Height	Flow Rate at Standard Pressures (gpm)						Model Numbers		
			Throw Radius at Standard Pressure (feet)						NPT	ACME	
			25 psi	30 psi	35 psi	40 psi	45 psi	50 psi			
 9 Degree Blue	Gray #65 0.065" (1.651mm)		17-28 in (43-71 cm)	0.61 23	0.67 23	0.72 24	0.77 25	0.82 25	0.86 25	LF06N09B65	LF06A09B65
	White #70 0.070" (1.778mm)		22-30 in (56-76 cm)	0.70 24	0.77 24	0.83 24	0.89 25	0.94 25	0.99 26	LF06N09B70	LF06A09B70
	Dark Blue #78 0.078" (1.981mm)		22-30 in (56-76 cm)	0.88 25	0.97 25	1.05 25	1.12 25	1.19 25	1.25 26	LF06N09B78	LF06A09B78
	F4 0.75GPM/170.3LPH		19-26 in (48-66 cm)	0.75 22.5						LF06N09BF4	LF06A09BF4
	F5 1.0GPM/227.1LPH		22-31 in (56-79 cm)	1.0 23.5						LF06N09BF5	LF06A09BF5
	 12 Degree Pink	Dark Blue #78 0.078" (1.981mm)		23-31 in (58-79 cm)	–	–	1.05 23	0.46 22	0.48 22	0.51 23	LF06N12P78
Orange #86 0.086" (2.184mm)			22-32 in (56-81 cm)	–	1.18 26	1.27 28	0.55 23	0.59 25	0.62 25	LF06N12P86	LF06A12P86
Purple #94 0.094" (2.388mm)			20-32 in (51-81 cm)	1.27 26	1.39 28	1.50 29	1.61 28	1.70 29	1.80 29	LF06N12P94	LF06A12P94
Yellow #102 0.102" (2.591mm)			21-34 in (53-86 cm)	1.50 27	1.65 28	1.78 30	1.90 30	2.02 29	2.12 29	LF06N12P102	LF06A12P102
Gray #65 0.065" (1.651mm)			27-41 in (69-104 cm)	0.61 26	0.67 24	0.72 25	0.77 25	0.82 27	0.86 26	LF06N15P65	LF06A15P65
White #70 0.070" (1.778mm)			31-44 in (79-112 cm)	0.70 26	0.77 27	0.83 27	0.89 29	0.94 29	0.99 29	LF06N15P70	LF06A15P70
 15 Degree Purple	Dark Blue #78 0.078" (1.981mm)		34-45 in (86-114 cm)	0.88 28	0.97 28	1.05 29	1.12 29	1.19 29	1.25 28	LF06N15P78	LF06A15P78
	F4 0.75GPM/170.3LPH		31-42 in (79-107 cm)	0.75 24						LF06N15PF4	LF06A15PF4
	F5 1.0GPM/227.1LPH		34-44 in (86-112 cm)	1.0 27.5						LF06N15PF5	LF06A15PF5
	Orange #86 0.086" (2.184mm)		27-50 in (69-127 cm)	1.07 26	1.18 28	1.27 28	1.36 29	1.44 29	1.52 30	LF06N15G86	LF06A15G86
	Purple #94 0.094" (2.388mm)		38-49 in (97-124 cm)	1.27 28	1.39 30	1.50 30	1.61 31	1.70 31	1.80 31	LF06N15G94	LF06A15G94
	Yellow #102 0.102" (2.591mm)		41-53 in (104-135 cm)	1.50 31	1.65 31	1.78 31	1.90 30	2.02 30	2.12 30	LF06N15G10	LF06A15G10

Performance data based on 12 in. riser.



# LFX600 PERFORMANCE DATA (METRIC)

## Metric Measurements

Matrix of Assemblies	Brake Assembly With Deflector	Nozzle	Stream Height	Flow Rate at Standard Pressures (l/h)								Model Numbers	
				Throw Radius at Standard Pressure (m)								NPT	ACME
				1.75 bar	2 bar	2.25 bar	2.5 bar	2.75 bar	3 bar	3.25 bar			
	Gray #65 0.065" (1.651mm)		17-28 in (43-71 cm)	140 7.0	149 7.0	158 7.3	167 7.5	175 7.6	183 7.6	190 7.6	LF06N09B65	LF06A09B65	
	White #70 0.070" (1.778mm)		22-30 in (56-76 cm)	161 7.3	172 7.3	182 7.3	192 7.5	202 7.6	211 7.6	219 7.9			LF06N09B70
	Dark Blue #78 0.078" (1.981mm)		22-30 in (56-76 cm)	203 7.6	216 7.6	230 7.6	242 7.6	254 7.6	265 7.6	276 7.9	LF06N09B78	LF06A09B78	
	F4 0.75GPM/170.3LPH		19-26 in (48-66 cm)	170 6.8									LF06N09BF4
	F5 1.0GPM/227.1LPH		22-31 in (56-79 cm)	227 7.2								LF06N09BF5	LF06A09BF5
	Dark Blue #78 0.078" (1.981mm)		23-31 in (58-79 cm)	-	-	230 7.0	242 7.2	254 7.3	265 7.6	276 7.9	LF06N12P78	LF06A12P78	
	Orange #86 0.086" (2.184mm)		22-32 in (56-81 cm)	-	263 7.9	279 8.5	294 8.7	308 8.8	322 8.8	335 8.8			LF06N12P86
	Purple #94 0.094" (2.388mm)		20-32 in (51-81 cm)	291 7.9	311 8.5	330 8.8	347 8.7	364 8.5	381 8.8	396 8.8	LF06N12P94	LF06A12P94	
	Yellow #102 0.102" (2.591mm)		21-34 in (53-86 cm)	344 8.2	368 8.5	390 9.1	411 9.1	431 9.1	450 8.8	469 8.8			LF06N12P102
	Gray #65 0.065" (1.651mm)		27-41 in (69-104 cm)	140 7.9	149 7.3	158 7.6	167 7.6	175 7.6	183 8.2	190 7.9	LF06N15P65	LF06A15P65	
	White #70 0.070" (1.778mm)		31-44 in (79-112 cm)	161 7.9	172 8.2	182 8.2	192 8.5	202 8.8	211 8.8	219 8.8			LF06N15P70
	Dark Blue #78 0.078" (1.981mm)		34-45 in (86-114 cm)	203 8.5	216 8.5	230 8.8	242 8.8	254 8.8	265 8.8	276 8.5	LF06N15P78	LF06A15P78	
	F4 0.75GPM/170.3LPH		31-42 in (79-107 cm)	170 7.3									LF06N15PF4
	F5 1.0GPM/227.1LPH		34-44 in (86-112 cm)	227 8.4								LF06N15PF5	LF06A15PF5
	Orange #86 0.086" (2.184mm)		27-50 in (69-127 cm)	246 7.9	263 8.5	279 8.5	294 8.7	308 8.8	322 8.8	335 9.1	LF06N15G86	LF06A15G86	
	Purple #94 0.094" (2.388mm)		38-49 in (97-124 cm)	291 8.5	311 9.1	330 9.1	347 9.3	364 9.4	381 9.4	396 9.4			LF06N15G94
	Yellow #102 0.102" (2.591mm)		41-53 in (104-135 cm)	344 9.4	368 9.4	390 9.4	411 9.3	431 9.1	450 9.1	469 9.1	LF06N15G10	LF06A15G10	

Performance data based on 30cm riser.





## Available Adapters



### Universal Stake Adapter

Interchangeable stake adapter for use with small diameter or large diameter stakes

1/4", 5/16", 1/2" or 3/4"  
MODEL# LFXUSA

6.4mm, 8mm, 12.7mm, or 19mm  
MODEL# LFXUSAM



### ACME to SLIP Adapter

ACME to 1/2" or 3/4" - Grey  
MODEL# LFXACX12

ACME to 20mm or 25mm - White  
MODEL# LFXACX20MM



### ACME to MNPT Adapter

Converts ACME to 1/2" MNPT  
MODEL# LFXACXNPT

Converts 3/4" ACME to MNPT  
MODEL# LFXACX38NPT

## Stakes



### PVC Stakes

1/2" (13mm) Diameter  
21" (53.3cm) Length  
Exit Hole: 9.5" (24cm) from top  
Available with feedtube assembly only.



### Fiberglass Stakes

1/4" (6.4mm) Diameter  
MODEL# LFXSF124  
5/16" (8mm) Diameter  
MODEL# LFXSF224




### Steel Stakes

1/4" (6.4mm) Diameter  
MODEL# LFXSS124  
5/16" (8mm) Diameter  
MODEL# LFXSS224

## Feedtube & Preassembled Options



		Feedtube Length Options	Feedtube with Universal Barb	Feedtube, Barb, & Universal Stake Adapter	Feedtube, Barb, & Stake Adapter & PVC Stake
Blank Feedtube 500' Coil of 5mm Tubing MODEL# LFXT550 1,000' Coil of 10mm Tubing MODEL# LFXT1010		5mm	30" (76cm) MODEL# LFX5FTA30	MODEL# LFX5SAA30	MODEL# LFXPVCA30
		5mm	42" (106.7cm) MODEL# LFX5FTA42	MODEL# LFX5SAA42	MODEL# LFXPVCA42
		10mm	36" (91.44cm) MODEL# LFX10FTA36	MODEL# LFX10SAA36	MODEL# LFXPVCA236
			48" (121.92) MODEL# LFX10FTA48	MODEL# LFX10SAA48	MODEL# LFXPVCA248

Rain Bird Agriculture  
970 West Sierra Madre Avenue  
Azusa, CA 91702  
Ph: 1-800-HELLO-AG  
agcustomerservice@rainbird.com

The Intelligent Use of Water™  
www.rainbird.com/agriculture

Registered Trademark of Rain Bird Corporation  
© 2022 Rain Bird Corporation