




## LOW VOLUME SPRAY IRRIGATION SOLUTIONS

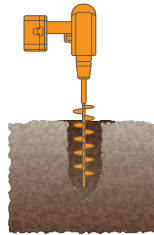
THE WATER EFFICIENCY OF LOW VOLUME. THE TRENCHLESS INSTALLATION OF DRIP.



### INSTALLATION IN FOUR EASY STEPS

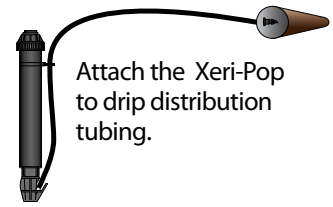
1

Dig a small hole where each Xeri-Pop will be located.



2

Attach the Xeri-Pop to drip distribution tubing.



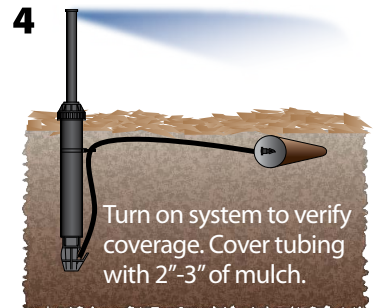
3

Place the Xeri-Pop body into the hole and backfill with soil for retention.



4

Turn on system to verify coverage. Cover tubing with 2"-3" of mulch.



**XERI-POP SPRAYS** – Durable micro-sprays for low-volume irrigation. Operates with 20 to 50 psi pressure. Ideal for small, odd-shaped planting beds.



**SQ SERIES SQUARE PATTERN NOZZLES** - Precise and efficient, low-volume spray nozzles for irrigation of small areas with dense plantings.

## SQ SERIES SQUARE PATTERN NOZZLES



The pressure compensated SQ Series is the most precise and efficient, low-volume spray solution for irrigation of small areas. Unique edge-to-edge capability reduces the number of nozzles needed, which decreases cost and dramatically reduces installation time. Each nozzle can easily switch between a 2.5 ft. or 4 ft. throw.



### Models:

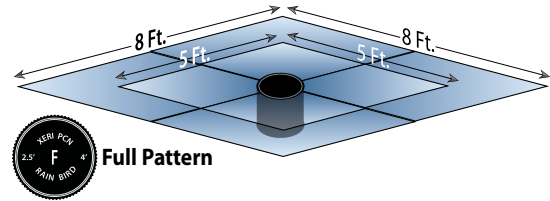
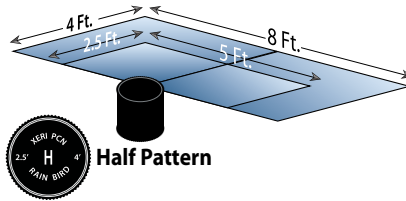
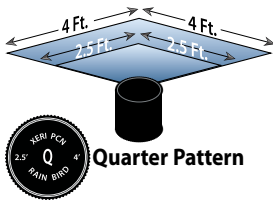
- SQ QTR - Quarter Pattern
- SQ HLF - Half Pattern
- SQ FUL - Full Pattern

### SQ Nozzle Performance

2.5 ft. throw @ 6" height above grade / 4 ft. throw @ 6" height above grade

Nozzle	Throw Pressure (psi)	Throw Radius (ft.)	Flow (gph)	Flow (gpm)	Precip. Rate With No Overlap (in./h)
Quarter Pattern	20 / 20	2.5 / 4.0	6.4 / 6.4	0.11 / 0.11	1.64 / 0.64
	30 / 30	2.5 / 4.0	7.4 / 7.4	0.12 / 0.12	1.90 / 0.74
	40 / 40	3.0 / 4.5	7.4 / 7.4	0.12 / 0.12	1.32 / 0.59
	50 / 50	3.0 / 4.5	7.4 / 7.4	0.12 / 0.12	1.32 / 0.59
Half Pattern	20 / 20	2.5 / 4.0	10.2 / 10.2	0.17 / 0.17	1.31 / 0.51
	30 / 30	2.5 / 4.0	12.2 / 12.2	0.20 / 0.20	1.57 / 0.61
	40 / 40	3.0 / 4.5	13.7 / 13.7	0.23 / 0.23	1.22 / 0.54
	50 / 50	3.0 / 4.5	13.7 / 13.7	0.23 / 0.23	1.22 / 0.54
Full Pattern	20 / 20	2.5 / 4.0	20.0 / 20.0	0.33 / 0.33	1.28 / 0.50
	30 / 30	2.5 / 4.0	24.2 / 24.2	0.40 / 0.40	1.55 / 0.61
	40 / 40	3.0 / 4.5	27.3 / 27.3	0.46 / 0.46	1.22 / 0.54
	50 / 50	3.0 / 4.5	27.3 / 27.3	0.46 / 0.46	1.22 / 0.54

Performance data taken in zero wind conditions



## XERI-POP SPRAY MODELS & COMPONENTS



- **XP-1200X** 12" pop-up
- **XP-600X** 6" pop-up
- **XP-400X** 4" pop-up

**XERI-POP SPRAYS:** Durable micro-sprays for low-volume irrigation. Operates with 20 to 50 psi pressure. Ideal for small, odd-shaped planting beds.



**XQ 1/4" TUBING:** Necessary to connect Xeri-Pop Sprays to the supply line. The strongest and most flexible 1/4" distribution tubing.



**XBF1CONN:** 1/4" Barb connector used to connect 1/4" XQ tubing to the supply line.

## OTHER USEFUL SYSTEM COMPONENTS



- 1800-RETRO Spray-to-Drip Retrofit Kit** - Designed specifically for areas with water restrictions, our Spray-to-Drip Retrofit Kit allows the use of existing 1800 Series spray bodies as a drip irrigation connection point.
- XF™ Series Blank Tubing and Dripline** - Features in-line emitters that provide pressure compensation for precise flow control throughout the zone. XF Series Dripline is made with advanced polymers that provide kink-resistance and reduce coil memory for easier installation. With emitter flow rates of 0.4 GPH, 0.6 GPH, and 0.9 GPH and emitter spacing at 12", 18", and 24", the XF Series provides a full product line to meet the needs of any application. Blank tubing also available.
- XF™ Series 17mm Insert Fittings** - Rain Bird's 17mm barbed insert fittings are used with all Rain Bird XF Series Dripline and emitter tubing.
- XF™ Insertion Tool** - Assists with installing XF Fittings in less time and with less effort.