


HORIZONTAL PUMPS						
	Pump Direction and Number	Motor (with VFD)	Max psi (bar)	Max gpm (lps) (m ³ /h)	Enclosure	Display
HES1	One horizontal end suction pump	15 to 60 HP	125 psi (8.6 bar)	600 gpm (37.8 lps, 136.3 m ³ /h)	Aluminum	Monochrome touch-panel Optional color touch-panel
HES2	Two horizontal end suction pumps	15 to 60 HP	125 psi (8.6 bar)	1200 gpm (76 lps, 273 m ³ /h)	Aluminum	Monochrome touch-panel Optional color touch-panel
HES3	Three horizontal end suction pumps	20 to 60 HP	125 psi (8.6 bar)	1800 gpm (114 lps, 409 m ³ /h)	Aluminum	Monochrome touch-panel Optional color touch-panel

VERTICAL PUMPS						
	Pump Direction and Number	Motor (with VFD)	Max psi (bar)	Max gpm (lps) (m ³ /h)	Enclosure	Display
VM1	One vertical multistage pump	15 to 60 HP	155 psi (10.7 bar)	500 gpm (31.5 lps, 113.6 m ³ /h)	Aluminum	Monochrome touch-panel Optional color touch-panel
VM2	Two vertical multistage pumps	15 to 60 HP	150 psi (10.3 bar)	1000 gpm (63.1 lps, 227 m ³ /h)	Aluminum	Monochrome touch-panel Optional color touch-panel






PANEL ONLY			
	Number of Pumps	Motor Type	Additional Accessories
Panel	Controls 1 to 10 pumps up to 100 HP each	VFD or VPM	Flow meter and pressure transducer included



COMPACT DECKS

Features	VT1	VT2
Motor (with VFD)	15 to 75 HP	25 to 75 HP
Max psi (bar)	140 psi (9.7 bar)	140 psi (9.7 bar)
Max gpm (lps) (m ³ /h)	800 gpm (51 lps, 181 m ³ /h)	1600 gpm (101 lps, 363 m ³ /h)
Display	Color touch-panel	Color touch-panel



LARGE DECKS

Features	VT2	VT3	VT4
Integrated Filtration	Yes	Yes	Yes
Motor (with VFD)	20 to 100 HP	40 to 100 HP	40 to 100 HP
Max psi (bar)	140 psi (9.7 bar)	140 psi (9.7 bar)	140 psi (9.7 bar)
Max gpm (lps) (m ³ /h)	2000 gpm (126 lps, 454 m ³ /h)	3000 gpm (189 lps, 681 m ³ /h)	4000 gpm (252 lps, 908 m ³ /h)
Display	Color touch-panel	Color touch-panel	Color touch-panel

VT-Custom

- Custom-designed to meet your requirements.
- Provide us with your specifications.