



## ESP-SMTe Smart Control System

Now with both Simple Smart Programming and Advanced ET Watering Features



Proving that extra smart can also be extra simple.

# Smart Technology has reached its tipping point.



The Rain Bird® ESP-SMTe smart control system combines the proven simplicity of the Extra Simple Programming (ESP) controller family with the accuracy of weather-based control.

To program, simply input a few key details, such as zip code, allowed watering days and the plant/soil type for each zone. Then the ESP-SMTe waters only when the landscape requires it and your customers save an estimated 30% + in water.

“The ESP-SMTe is very user-friendly. Everyone loves the ease of programming, from the employees who install it to the homeowners who use it.”

—Clark Gomez, President,  
Gomez Landscaping, Mapleton, UT



## ESP-SMTe Operating Modes

The ESP-SMTe has two programming options, both of which make automatic watering adjustments based on input from the weather sensor.

### SIMPLE SMART MODE

In Simple Smart mode, the ESP-SMTe acts like a traditional time-based controller. Watering is scheduled on specific days, with fixed start times and run times. Automatic adjustments are made to run times based on on-site weather conditions.

### ADVANCED MODE

In Advanced mode, the ESP-SMTe can be set to automatically determine water needs for each zone in a landscaped area. Irrigation schedules are adjusted daily, based on each zone's specific watering requirements. Water use is minimized, saving money while promoting overall landscape health.

# The precision of weather-based scheduling.


Rain Bird began pioneering weather-based control systems for golf courses over 25 years ago. Drawing on the legacy of this industry leading technology, the ESP-SMTe now makes Rain Bird weather-based control affordable for all homeowners.

## INSTANT RAINFALL SHUT-OFF AND USABLE MEASUREMENT

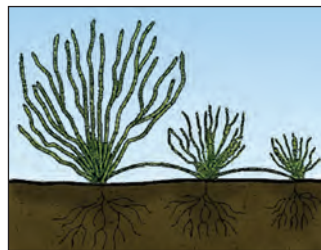
Most smart controllers simply suspend irrigation during rain, without accurately measuring rainfall amounts. By comparison, the ESP-SMTe not only suspends irrigation, it measures instantaneous rainfall data to determine your landscape's precise irrigation requirements. The ESP-SMTe knows exactly how much to adjust your watering schedule to prevent under- or over-watering.



*The ESP-SMTe's tipping rain bucket measures rainfall, accounting for effective rainfall, in order to prevent under- or over-irrigation.*



Cool Season Grass Variety



Warm Season Grass Variety

## ZONE-SPECIFIC WATER CALCULATIONS

Location, soil type, landscape slope, plant type/density, sun exposure, sprinkler type and root-depth requirements are calculated for each separate zone. Based on this zone-specific data, the ESP-SMTe controller engine optimizes the irrigation schedule to promote lush, healthy plant material in each zone, while substantially reducing water waste and runoff.

*Basing calculations on factors such as plant type, the ESP-SMTe meets the unique watering requirements of each zone in your landscape.*

# State-of-the-art irrigation technology, made easy.



## Easy to install

The ESP-SMTe controller chassis mounts to an exterior or interior wall in minutes. You can also upgrade an existing ESP-M or ESP-Me by just switching-out the front-panel. The ESP-SMTe outdoor weather sensor and adjustable, heavy-duty mounting bracket are easily wired to the controller using two quick-connect terminals.



## The ESP-SMTe controller panel fits into any existing ESP-M or ESP-Me chassis, for easy upgrades.



## Easy to operate

Building on the simple design of the ESP-Me, the ESP-SMTe features a familiar set-up dial and large back-lit display. Programming the ESP-SMTe is fast and intuitive, thanks to easy-to-follow prompts, minimal dial positions and English or Spanish language options.

Once you've entered your general and zone-specific information, your work is done; the ESP-SMTe does the scheduling for you based on weather data.

## NEW Simple Smart Programming

To program in Simple Smart mode, select Simple Smart on the Select Programming Mode screen. This screen is available under the Advanced Controller Setup dial position or after a Factory Default reset.

In Simple Smart mode, configure the controller by entering the site zip code for your site, selecting the days to water, and entering the start times that watering will begin. The controller then programs like a traditional time-based controller that you're used to.



**SIMPLE-SMART MODE**

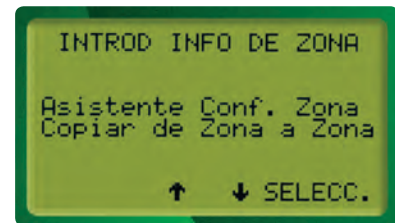
## At a glance features of the ESP-SMTe Controller:

- OFF**  
Cancels all irrigation
- MANUAL WATERING**  
Start watering selected zones immediately
- PROGRAMMING DIAL**
- SYSTEM RESTORE**  
Restore contractor and factory default settings
- SYSTEM REVIEW**  
Review controller settings and logs
- FINE-TUNE WATERING**  
Adjust run times by zone
- AUTO RUN**  
Watering occurs automatically
- INITIAL CONTROLLER & ZONE SET-UP DIAL POSITIONS**
- ALARM LIGHT**  
Illuminates when conditions prevent watering
- LARGE BACK LIT DOT-MATRIX DISPLAY**
- PROGRAMMING BUTTONS**  
Press and Hold to accelerate settings
- SPECIAL FEATURES**  
Block irrigation on days of special events
- REMOTELY PROGRAMMABLE**  
Using 9V battery (installed inside front panel)

**ENGLISH/SPANISH BUTTON**  
For easy switching of display language



**ENGLISH**



**SPANISH**

# Weather Sensor Features:




COMMUNICATION WIRE LINKS PANEL AND SENSOR VIA QUICK-CONNECT TERMINALS.

REMOVABLE DEBRIS SCREEN ENSURES ACCURATE RAINFALL MEASUREMENT.



ADJUSTABLE, HEAVY-DUTY MOUNTING BRACKET ALLOWS FOR EASY LEVELING.



SOLAR SHIELD PROTECTS TEMPERATURE SENSOR FROM REFLECTIVE HEAT.



REMOVABLE TIPPING RAIN BUCKET MEASURES EFFECTIVE RAINFALL.



EASY-TO-REMOVE TIPPING BUCKET OFFERS CONVENIENT MAINTENANCE AND CLEANING.



ADJUSTABLE MOUNTING BRACKET CAN BE INSTALLED ON A FENCE, SIDE OF HOUSE OR EVEN UNDER AN EAVE.

NOTE: All ESP-SMTe models come with a heavy-duty adjustable bracket and 25 feet of 18-2 non-burial wire for connection between the controller panel and the weather sensor pod.

## MODELS

### • Control System Base Models

(includes ESP-SMTe controller & weather sensor)

**ESP4SMTEI** – 4 zone base module indoor\* – 120V

**ESP4SMTE** – 4 zone base module outdoor\* – 120V

\* To expand up to 22 zones, use ESPSM6 – Six Zone Expansion Modules.

## DIMENSIONS

### • Controller

Width: 10.7"

Height: 7.7"

Depth: 4.4"

### • Sensor (Largest Area Across)

Width: 6.0"

Length: 8.8"

Height: 5.9" (includes Solar Shield)

### • Mounting Bracket (Mounted on Vertical Surface)

Maximum reach: 7.0"

## ELECTRICAL SPECIFICATIONS

• **Input Required:** 120VAC +/- 10%

• **Output:** 25.5VAC 1A

• **Surge Protection:** Primary input side has (2) built-in MOVs (metal oxide varistor) to protect circuitry. Output side has (2) built-in MOVs for each valve.

• **Power back-up:** Lithium coin-cell battery maintains time and date while non-volatile memory maintains the schedule.

• **Multi-valve zone capacity:** Up to two 24VAC, 7VA solenoid valves per zone plus a master valve.



Quickly and easily add up to 18 additional zones (for a total of 22 zones) with expansion slots for three optional modules.



**ESP-SMTE WITH THREE ESPSM6 STATION EXPANSION MODULES FOR A TOTAL OF 22 ZONES**

## The Intelligent Use of Water.™

LEADERSHIP • EDUCATION • PARTNERSHIPS • PRODUCTS

---

At Rain Bird, we believe it is our responsibility to develop products and technologies that use water efficiently. Our commitment also extends to education, training and services for our industry and our communities.

The need to conserve water has never been greater. We want to do even more, and with your help, we can. Visit [www.rainbird.com](http://www.rainbird.com) for more information about The Intelligent Use of Water.™



**Rain Bird Corporation**  
6991 East Southpoint Road  
Tucson, AZ 85756  
Phone: (520) 741-6100  
Fax: (520) 741-6522

**Rain Bird Technical Services**  
(800) RAINBIRD (U.S. and Canada)

**Rain Bird Corporation**  
970 West Sierra Madre Avenue  
Azusa, CA 91702  
Phone: (626) 812-3400  
Fax: (626) 812-3411

**Specification Hotline**  
(800) 458-3005 (U.S. and Canada)

**Rain Bird International, Inc.**  
1000 West Sierra Madre Avenue  
Azusa, CA 91702  
Phone: (626) 963-9311  
Fax: (626) 852-7343

**[www.rainbird.com](http://www.rainbird.com)**