

Agricultural Irrigation Products 2022



The Intelligent Use of Water™

RAIN BIRD'S PROFESSIONAL CUSTOMER SATISFACTION POLICY

Rain Bird will repair or replace at no charge any Rain Bird professional product that fails in normal use within the Customer Satisfaction Policy period stated below. You must return it to the dealer or distributor where you bought it.

Product failures due to acts of God including without limitation, lightning and flooding, are not covered by this Customer Satisfaction Policy.

This commitment to repair or replace is our sole and total warranty.

WE'RE HERE FOR YOU.

Toll-Free, Rain Bird Customer Service:
1-800-Hello-AG | 1-800-435-5624
agcustomerservice@rainbird.com

Thank you for choosing Rain Bird. We welcome any suggestions you may have for making your partnership with Rain Bird AG a pleasant, effective and positive experience.

OUR COMPREHENSIVE WARRANTIES MAKE IT EASY TO CHOOSE RAIN BIRD.



H5 Pressure Compensating Dripline



LF™ and LFX™ Series Sprinklers



Brass Impact Sprinklers



Plastic Impact Sprinklers



All other agricultural products

Rain Bird will not under any circumstances be liable for incidental or consequential damages, no matter how they occur.



Drip Irrigation

H5 Pressure Compensating Heavywall Dripline	5
Distribution Tubing	7
Pressure Compensating On-Line Emitters.....	8
3/4 Pressure Regulators	9
Design Resources	62




Micro-Quick™ Sprays

Micro-Quick™ Sprays	11
---------------------------	----



High-Performance Sprinklers

Uniformity Select.....	17
LFX300	18
LFX600.....	24
LF™ Series.....	32



Accessories

Accessories.....	42
------------------	----



Impact Sprinklers

Impact Sprinklers	46
Quick Reference Selection Guide	47
14VH.....	48
20JH	49
30H / 30WH	50
30FH / 30FWH.....	52
70CH.....	53
25BPJ-FP-ADJ-DA-TNT	55
2045-PJ	56
35A-TNT	57
65PJ	58
85EHD Tough Bird®	59
Part List.....	61



Rain Bird's H5 Pressure Compensating Heavywall Dripline features GritX™ anti-clog technology to accurately and consistently deliver water to plants with the most precise emitter spacing on the market.



Workmanship



Environmental Stress Cracking (ESCR)

H5 Pressure Compensating Heavywall Dripline



Rain Bird® H5 Pressure Compensating Heavywall Dripline is built to precisely deliver irrigation with market leading efficiency for a wide variety of applications. H5 Dripline features precise emitter spacing and GritX™ Emitter Technology to ensure precision flow rates even in the presence of grit and debris. H5 Dripline emitters are proudly built by Rain Bird and assembled in the USA utilizing advanced technology and patented manufacturing processes that flow test each emitter.

Operating Range

- Operating Pressure: 7 to 60 psi (0.48 to 4.14 bar)
- Water Temperature: Up to 110° F (43.3° C)
- Ambient Temperature: Up to 150° F (65.6° C)
- Required Filtration: 120 mesh (125 micron)

Crop Applications



Features

- Emitter spacing on H5 Dripline is measured to your exact specifications because precision agriculture demands precision products
- Long-lasting, flexible, kink-free tubing resistant to chemicals and UV radiation made from unique resin blends developed by our in-house material scientists
- Advanced coiling technology and materials help H5 Dripline lay flat
- Two green stripes border the emitter helping orient the tubing for your application
- Backed by our worry-free Customer Satisfaction Policy: 5 years on product workmanship, and 7 years on environmental stress cracking resistance

Specifications

Nominal Flow Rates:

- 0.31 gph (1.2 l/h)
- 0.42 gph (1.6 l/h)
- 0.53 gph (2.0 l/h)
- 0.61 gph (2.3 l/h)
- 0.93 gph (3.5 l/h)
- 1.06 gph (4.0 l/h)

Standard Emitter Spacing:

- 12", 18", 24", 30", 36", 42", 48", 60"
- 20cm, 30cm, 40cm, 45cm, 50cm, 60cm, 70cm, 75cm, 100cm
- Custom spacing available

Tubing Dimensions:

- 16mm with 35mil wall: OD 0.610" (15.5mm), ID 0.540" (13.7mm), wall thickness 0.035" (0.9mm)
- 16mm with 45mil wall: OD 0.630" (16.0mm), ID 0.540" (13.7mm), wall thickness 0.045" (1.1mm)
- 18mm: OD 0.709" (18.0mm), ID 0.619" (15.7mm), wall thickness 0.045" (1.1mm)
- 20mm: OD 0.786" (19.9mm), ID 0.690" (17.5mm), wall thickness 0.048" (1.2mm)

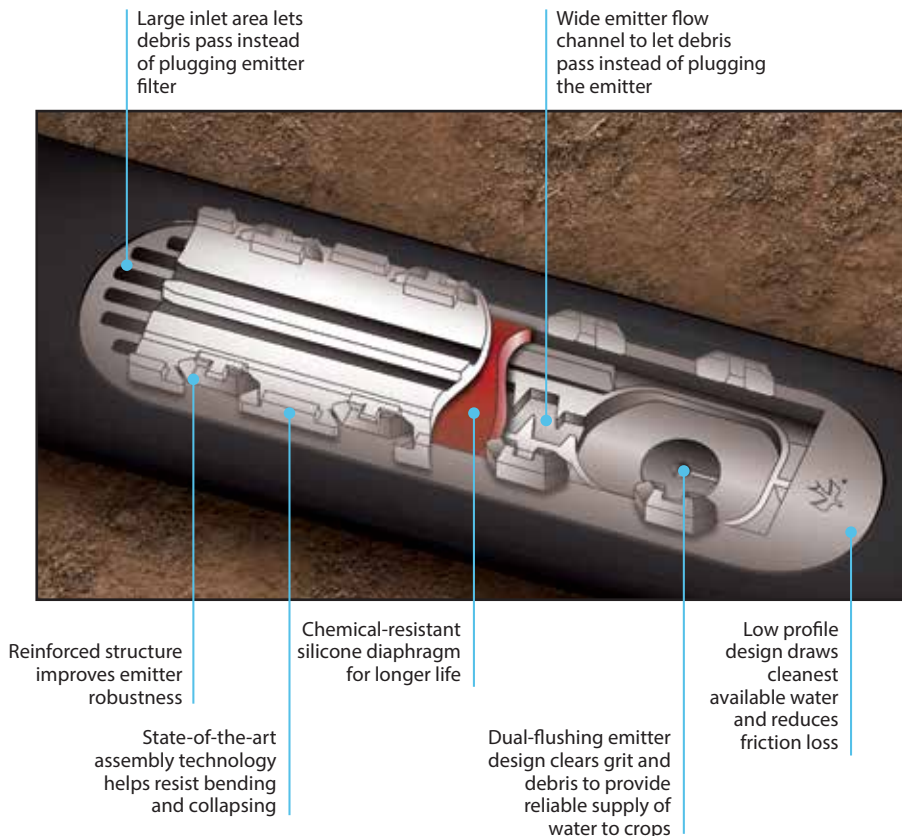
Packaging Data

- Standard coil length: 1,000'
- Standard pallet quantity: 16 coils
- Call 1-800-HELLO-AG for custom, big reel and 500m options

Call 1-800-HELLO AG for custom orders.

For headloss and lateral length charts, please go to P. 62

H5 Dripline with GritX™ Emitter Technology



Emitter Performance Data

	0.31 gph (1.2 l/h)	0.42 gph (1.6 l/h)	0.53 gph (2.0 l/h)	0.61 gph (2.3 l/h)	0.93 gph (3.5 l/h)	1.06 gph (4.0 l/h)
Coefficient of Variation (Cv)	0.036	0.037	0.035	0.028	0.034	0.035
Constant (k)	0.35	0.41	0.53	0.63	0.94	1.01
Exponent (x)	0.026	0.019	0.017	0.007	0.005	0.004
Barb Loss Factor (Kd)	16mm = 1.40, 18mm = 0.85, 20mm = 0.41					

How to Order H5 Pressure Compensating Heavywall Dripline

H5	-	18	-	5	-	18	-	24
Model H5 Dripline		Tube Diameter 163 = 16mm 0.035 wall 164 = 16mm 0.045 wall 18 = 18mm 0.045 wall 20 = 20mm 0.048 wall		Flow Rate 1 = 1.06 gph (4.0 l/h) 3 = 0.31 gph (1.2 l/h) 4 = 0.42 gph (1.6 l/h) 5 = 0.53 gph (2.0 l/h) 6 = 0.61 gph (2.3 l/h) 9 = 0.93 gph (3.5 l/h)		Emitter Spacing 18 = 18" (45.7cm) 18Q = 18.25" (46.4cm) 18H = 18.5" (47cm) M020 = 20cm M120 = 120cm		Vine Clip Spacing (Optional) 18 = 18" (45.7cm) 24 = 24" (61cm)

Distribution Tubing

Rain Bird distribution tubing increases installation flexibility by allowing growers to adjust and customize the output device location.

Features

- Available in 3 different tube sizes which are compatible with standard fittings for those sizes
- MQT 1/4" distribution tubing ideal for use with Rain Bird® Micro-Quick™ Sprays, LFX Sprinklers and Online Emitters
- 5mm distribution tubing ideal for use with LFX300 Low Flow Sprinkler; 10mm is ideal for LFX600
- Constructed of a durable, UV-resistant polyethylene blend
- Micro-Quick in a Bucket is MQT 1/4" tubing that features self extracting coil for easy use, storage, and reduced waste




Models						
Nominal Diameter		Wall Thickness	Max. Pressure	Packaging	Length	Model Number
Inside	Outside					
0.17" (4.3mm)	0.25" (6.3mm)	0.04" (1mm)	60 psi (4.14 bar)	Coil	1,000 ft. (305 m)	Q10520MX
0.17" (4.3mm)	0.25" (6.3mm)	0.04" (1mm)	60 psi (4.14 bar)	Coil in Bucket	1,000 ft. (305 m)	Q10525MX
0.20" (5.1mm)	0.30" (7.6mm)	0.05" (1.3mm)	60 psi (4.14 bar)	Coil	500 ft. (152 m)	LFX550
0.35" (9.0mm)	0.50" (12.8mm)	0.075" (1.9mm)	60 psi (4.14 bar)	Coil	1,000 ft. (305 m)	LFX1010

Pressure Compensating On-Line Emitter

Rain Bird pressure compensating online emitters offer precise water application with a self-flushing action at an excellent value.

Features

- Easy To Use**
 - Self-piercing barbs for easy installation, no tools needed
- High-Performance Design**
 - Uniform flow across pressure range
 - Compact, unobtrusive profile
 - Made to withstand chemical and UV degradation
 - Superior debris flushing
- Versatile**
 - Widest selection of flow rates 0.5 - 24 gph (1.9 - 91 lph); color-coded flow rate
 - Pairs with Micro-Quick™ systems to improve irrigation efficiency and save water
 - Works with all 1/4" tubing
- Packaging Data**
 - PC Emitters can be ordered in standard increments of 250, master cartons of 5,000, and pallet quantities of 90,000
 - PC Emitters can be ordered in bulk increments of 8,000 and bulk pallet quantities of 144,000



Barbs with Self-Piercing Inlets



Flow Rate: 0.5 gph (1.9 l/h)
Model: PCEM05SPB
Bulk Model: PCEM05SPBB



Flow Rate: 1 gph (3.8 l/h)
Model: PCEM10SPB
Bulk Model: PCEM10SPBB



Flow Rate: 2 gph (7.6 l/h)
Model: PCEM20SPB
Bulk Model: PCEM20SPBB



Flow Rate: 5 gph (18.9 l/h)
Bulk Model: PCMOD05BB



Flow Rate: 7 gph (26.5 l/h)
Bulk Model: PCMOD07BB



Flow Rate: 10 gph (37.9 l/h)
Bulk Model: PCMOD10BB



Flow Rate: 12 gph (45.4 l/h)
Bulk Model: PCMOD12BB

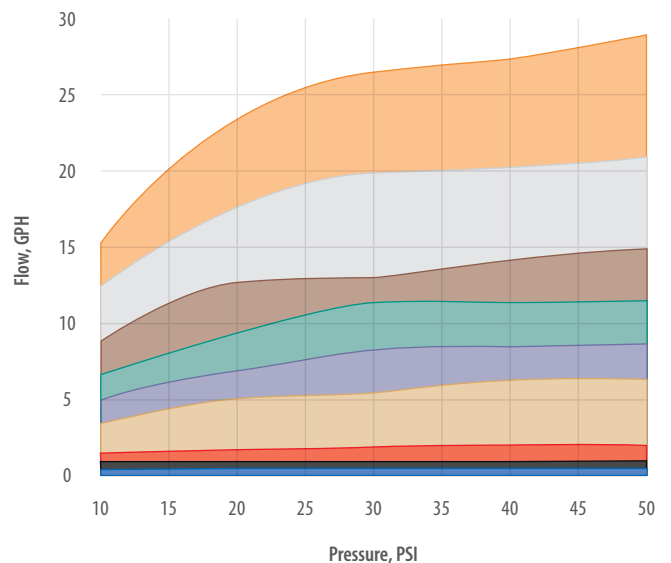


Flow Rate: 18 gph (68.1 l/h)
Bulk Model: PCMOD18BB



Flow Rate: 24 gph (90.9 l/h)
Bulk Model: PCMOD24BB

Emitter Flow Curve



Call 1-800-HELLO-AG for technical data and quotes for Pressure Compensating Micro-Quick Sprays.

3/4 Pressure Regulators

Accurate Pressure Regulation at an Economical Price

- Preset outlet pressure regulators
- 3/4" (20mm) female inlet and outlet
- Choice of 6 outlet pressures

Features

PSI series regulators hold outlet pressure at a pre-set level. Regulated outlet pressures are available from 15 to 50 psi / 1.0 to 3.4 bar. As either inlet pressure or flow changes, the outlet pressure remains relatively constant.

- Diaphragm operated
- Use in above and below ground applications
- Manufactured from rugged engineering grade plastic

3/4 Series

Recommended for most operating conditions, this series is designed to withstand surges up to 100 psi / 6.8 bar greater than the rated outlet pressures, where high inlet pressures are combined with high flows.

Specifications

- PSI-M Flow Range - 2-22GPM (0.45-5 m3/hr, 0.12-1.39 l/s)

Models

- PSI-M-15
- PSI-M-20
- PSI-M-25
- PSI-M-30
- PSI-M-40
- PSI-M-50

Regulated Outlet Pressure		
US Units (psi)	Metric (bar)	Model Number
15	1.0	PSI-M-15
20	1.4	PSI-M-20
25	1.7	PSI-M-25
30	2.1	PSI-M-30
40	2.8	PSI-M-40
50	3.4	PSI-M-50



PSI

Model
PSI

M

Pressure Range
M - Medium Pressure

30

Outlet Pressure
15 - 15 psi (1.0 bar)
20 - 20 psi (1.4 bar)
25 - 25 psi (1.7 bar)
30 - 30 psi (2.1 bar)
40 - 40 psi (2.8 bar)
50 - 50 psi (3.4 bar)



Rain Bird's Micro-Quick™ Sprinklers provide growers with a more efficient solution for using water with Snap-Fit assembly for easy install and maintenance. They are the only micro-spray system with a reversible deflector that features one pattern for new plants and a second for more mature plants.



Micro-Quick™ Sprays



The unique design of the Rain Bird® micro spray deflectors allow the system to grow along with the maturation of the crop. Micro-Quick™ Sprays help provide for a more efficient use of water, chemicals and energy.

Features

- No tools required for assembly, disassembly, or maintenance with easy snap fit nozzles and deflectors
- Interchangeable nozzles and deflectors to change flow rates or spray patterns as needed
- All sprinkler spray patterns are aligned and fixed in position to the stake. Stake does not wilt or twist, even in the harshest environments
- Color-coded nozzles for easy identification
- Less maintenance required with no moving parts
- Constructed with Ultraviolet (UV) stabilized resin to protect from sun damage and chemicals
- Order preassembled from the factory or as individual components for field customization

Specifications

Operating pressure:

- 10 to 30 psi (0.69 to 2.07 bar)

Flow Range:

- 3.7 to 30.6 gph (13.8 to 115.7 l/h)

Wetted Diameter Range:

- 3 to 28 feet (0.91 to 8.5m)

Filtration:

- Recommendation varies by nozzle selection
- Ranges from 80 to 200 mesh (74 to 180 micron)

Distribution/Transfer tubing:

- Standard length in assembly: 36" (0.91m), call for custom length options 1-800-HELLO-AG
- Tubing Size: OD: 0.25" (6.4mm), ID: 0.17" (4.3mm), wall thickness: 0.04" (1mm)

Crop Applications



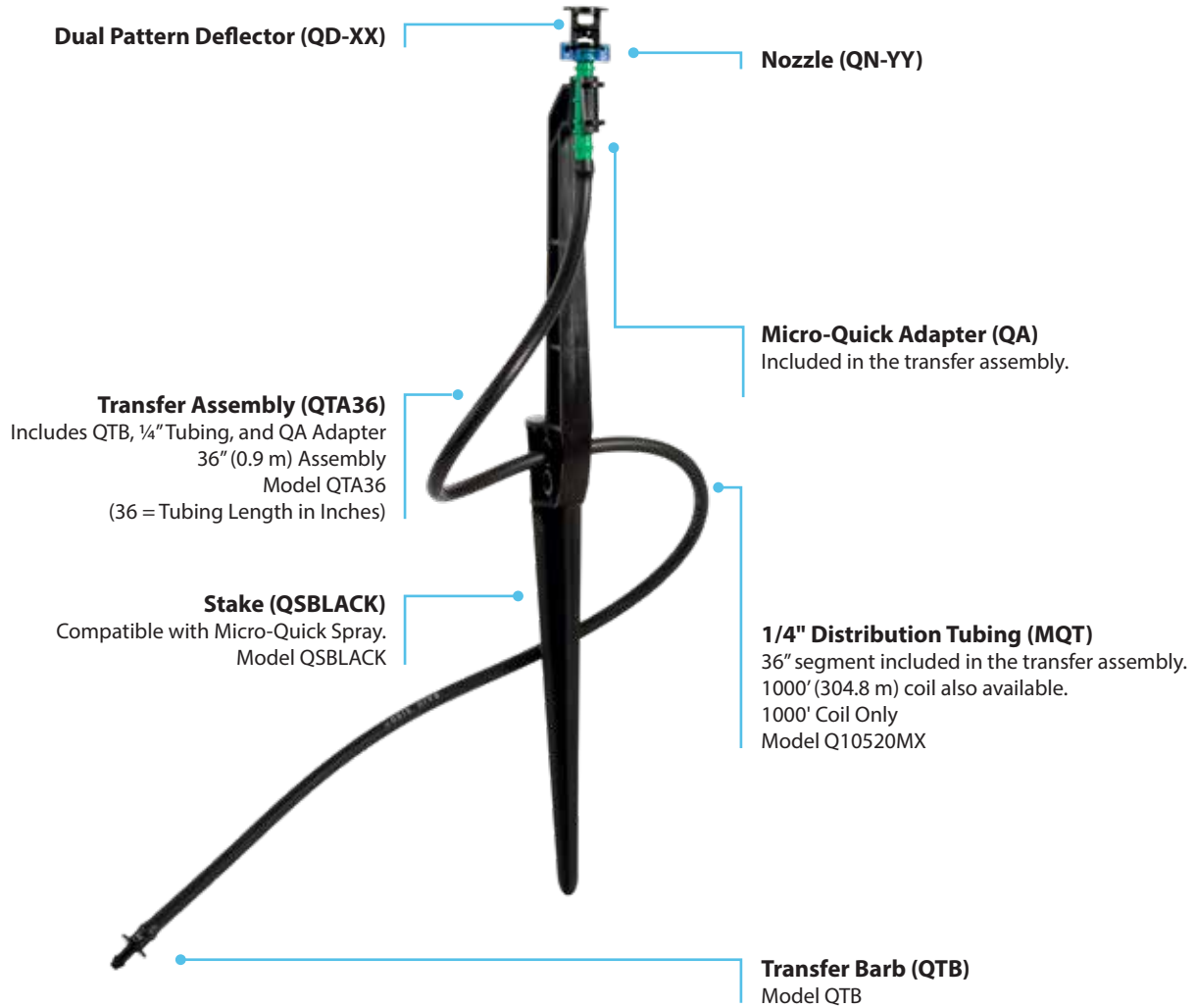
Packaging Data

- Assembled sprays can be ordered in increments of 1, case quantity of 400, and pallet quantity of 3,200
- Nozzles and deflectors can be ordered in increments of 200 pieces; case quantity of nozzles is 3,000, case quantity of deflectors is 5,000
- Stakes can be ordered in increments of 1; case quantity of 130
- Transfer assemblies can be ordered in increments of 100; case quantity of 700

Call 1-800-HELLO AG for custom orders.

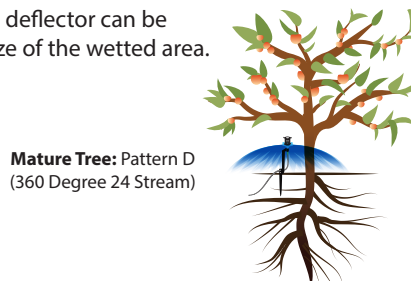
System Components

Sprinkler can be ordered assembled from the factory or by individual part for ultimate field flexibility



Dual Pattern Deflector to Optimize Water Application

With no tools required, the convenient two-sided deflector can be flipped over to quickly change the pattern and size of the wetted area.



How to Order Micro-Quick Sprays – Pre-assembled

MQ

MQ = Micro-Quick™ Spray

36

Tubing Length
36 = 36" (0.9m) Tubing
(Call 1-800-HELLO-AG
for custom lead length)

BS

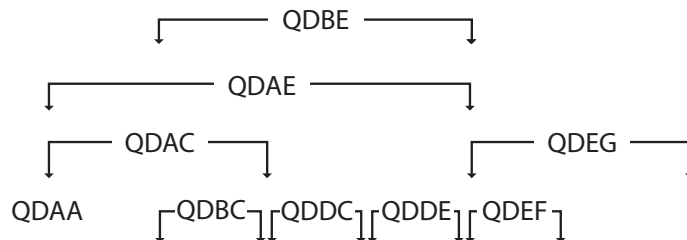
Stake
BS = Black Stake

AA

Deflector
AA – A x A Pattern
(Down x Up)

05

Nozzle Size
05 – 5 gph (18.9 l/h) Black



Performance Data

US Units

Nozzle	Pressure (psi)	Pattern Flow (gph)	A		B		C	D	E	F	G		Recommended Filtration (mesh/micron)
			360° Star Bird™ Diameter (ft)	Butterfly Length (ft)	Width (ft)	120° Fan Spray Radius (ft)	360° 24 Stream Diameter (ft)	Down Spray Diameter (ft)	Notched Diameter (ft)	Rectangular Length (ft)	Width (ft)		
QDAA 0.026" (0.66mm) Black	10	3.7	8.5	8.0	7.5	4.0	8.0	3.0	10.0	9.0	6.0	200/74	
	15	4.5	9.5	10.0	8.5	4.5	9.5	3.0	11.0	10.0	6.5		
	20	5.2	10.5	11.0	9.0	5.0	11.0	3.0	12.0	11.0	7.0		
	25	5.9	11.0	11.5	9.5	5.3	11.0	3.0	12.5	12.0	7.5		
	30	6.5	11.5	12.0	10.0	5.5	11.0	3.0	13.0	13.0	8.0		
QDBC 0.033" (0.84mm) Orange	10	5.6	13.0	10.0	7.5	4.5	9.5	3.0	12.5	12.0	7.0	170/93	
	15	6.9	13.5	11.5	8.5	5.0	11.0	3.0	13.5	13.5	8.0		
	20	8.0	14.0	12.5	9.5	5.5	12.5	3.0	14.0	15.0	9.0		
	25	9.2	14.5	12.5	9.5	6.0	13.5	3.0	14.0	16.5	10.0		
	30	10.0	15.0	13.0	10.0	6.5	14.5	3.0	14.5	18.0	10.5		
QDDC 0.038" (0.97mm) Blue	10	7.3	17.0	11.0	9.5	4.5	11.0	3.0	14.5	15.0	8.0	150/105	
	15	9.1	17.5	13.0	10.0	5.3	12.5	3.0	15.5	16.5	9.0		
	20	10.6	18.0	14.5	10.5	6.0	13.5	3.0	16.0	18.0	9.5		
	25	11.8	18.0	15.0	11.5	6.5	15.8	3.0	17.0	20.5	10.5		
	30	13.2	18.0	15.5	12.0	7.0	18.0	3.0	17.5	23.0	11.0		
QDDE 0.044" (1.12mm) Violet	10	9.7	19.0	13.0	10.0	5.0	12.0	3.0	16.5	15.5	8.5	130/118	
	15	11.8	20.0	16.0	11.5	5.5	14.0	3.0	17.5	17.5	9.5		
	20	13.7	20.5	17.0	12.0	6.0	15.5	3.0	18.5	19.5	10.0		
	25	15.5	20.5	18.0	12.5	6.0	18.0	3.0	19.5	22.0	11.0		
	30	17.2	21.0	19.0	13.0	7.0	20.5	3.0	20.5	24.0	11.5		
QDEF 0.048" (1.22mm) Green	10	10.7	21.0	15.0	10.5	6.0	13.0	3.0	17.0	16.0	9.0	120/125	
	15	13.3	22.0	15.0	12.0	6.0	15.0	3.0	18.5	18.5	10.0		
	20	15.5	22.5	19.0	12.5	6.0	17.0	3.0	20.0	20.5	10.5		
	25	17.4	23.0	20.0	13.0	6.5	20.0	3.0	21.5	23.0	11.0		
	30	19.1	23.5	21.0	13.5	7.0	23.0	3.0	23.0	25.0	12.0		
QDDE 0.057" (1.45mm) Red	10	14.2	23.0	16.0	11.5	6.5	15.0	3.0	18.0	18.5	11.0	100/150	
	15	17.3	25.5	18.0	12.5	7.0	17.0	3.0	20.0	20.5	12.0		
	20	20.1	28.0	19.5	13.0	7.5	19.0	3.0	21.5	22.0	13.0		
	25	22.4	28.0	21.0	13.5	7.5	24.0	3.0	23.5	24.0	13.5		
	30	26.0	28.0	22.0	14.0	7.5	25.0	3.0	25.0	25.5	14.0		
QDEF 0.068" (1.73mm) White	10	17.2	25.0	18.0	11.0	7.5	17.5	3.0	19.0	21.0	13.0	80/180	
	15	21.0	26.0	21.0	13.0	8.3	19.2	3.0	21.0	22.5	14.0		
	20	25.2	27.0	23.0	14.5	9.0	21.0	3.0	23.0	23.5	14.5		
	25	27.9	28.0	24.0	15.0	9.4	23.0	3.0	25.0	25.0	15.5		
	30	30.6	28.0	25.0	15.5	9.5	25.0	3.0	27.0	26.0	16.0		

Micro-Quick™ Assembly with Standard 36" Lead come 400/case and 3,200/pallet.

GENERAL NOTE: Performance data is obtained under ideal test conditions and may be adversely affected by wind, hydraulic conditions, and other factors.

Call 1-800-HELLO-AG for technical data and quotes for Pressure Compensating Micro-Quick Sprays.

How to Order Micro-Quick Sprays – Pre-assembled

MQ

MQ = Micro-Quick™ Spray

36

Tubing Length
36 = 36" (0.9m) Tubing
(Call 1-800-HELLO-AG
for custom lead length)

BS

Stake
BS = Black Stake

AA

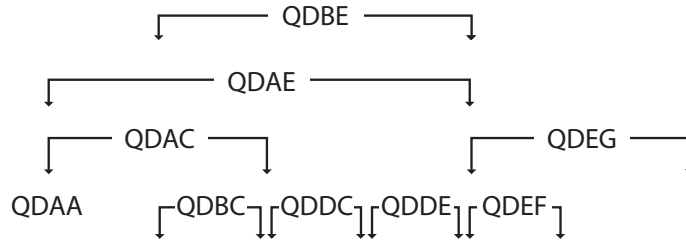
Deflector
AA – A x A Pattern
(Down x Up)

05

Nozzle Size
05 – 5 gph (18.9 l/h) Black

Performance Data

Metric Units





Nozzle	Pressure (bar)	Pattern Flow (l/h)	A		B		C	D	E	F	G		Recommended Filtration (mesh/micron)
			360° Star Bird™ Diameter (m)	360° Star Bird™ Radius (m)	Butterfly Length (m)	Butterfly Width (m)	120° Fan Spray Radius (m)	360° 24 Stream Diameter (m)	Down Spray Diameter (m)	Notched Diameter (m)	Rectangular Length (m)	Rectangular Width (m)	
QN-05 0.026" (0.66mm) Black	0.75 1.00 1.50 1.75 2.00	13.8 17.2 19.8 22.3 24.5	2.6 2.9 3.3 3.4 3.5	2.4 3.0 3.3 3.5 3.7	2.3 2.6 2.7 2.9 3.0	1.2 1.4 1.6 1.6 1.7	2.4 2.9 3.2 3.4 3.4	0.9 0.9 0.9 0.9 0.9	3.0 3.3 3.6 3.8 4.0	2.7 3.0 3.3 3.6 4.0	1.8 2.0 2.1 2.3 2.4	200/74	
QN-08 0.033" (0.84mm) Orange	0.75 1.00 1.50 1.75 2.00	21.0 26.3 30.1 34.6 37.8	3.7 3.8 4.3 4.4 4.5	3.0 3.5 3.8 3.8 4.0	2.3 2.6 2.9 2.9 3.0	1.4 1.5 1.7 1.8 2.0	2.9 3.3 3.8 4.0 4.2	0.9 0.9 0.9 0.9 0.9	3.8 4.1 4.2 4.2 4.4	3.6 4.1 4.6 5.0 5.4	2.1 2.4 2.7 3.0 3.2	170/93	
QN-12 0.038" (0.97mm) Blue	0.75 1.00 1.50 1.75 2.00	27.6 34.5 40.0 44.7 49.9	5.1 5.3 5.4 5.5 5.5	3.4 4.0 4.4 4.6 4.7	2.9 3.0 3.2 3.5 3.7	1.4 1.6 1.9 2.0 2.1	3.3 3.7 4.0 4.8 5.3	0.9 0.9 0.9 0.9 0.9	4.4 4.7 4.9 5.1 5.3	4.6 5.0 5.4 6.2 7.0	2.4 2.7 2.9 3.2 3.3	150/105	
QN-14 0.044" (1.12mm) Violet	0.75 1.00 1.50 1.75 2.00	36.5 44.6 52.0 58.7 65.0	5.8 6.1 6.3 6.3 6.4	4.0 4.9 5.2 5.5 5.8	3.0 3.5 3.7 3.8 4.0	1.5 1.7 1.8 1.9 2.1	3.6 4.2 5.0 5.5 6.1	0.9 0.9 0.9 0.9 0.9	5.0 5.3 5.6 5.9 6.2	4.7 5.3 5.9 6.7 7.3	2.6 2.9 3.0 3.3 3.5	130/118	
QN-17 0.048" (1.22mm) Green	0.75 1.00 1.50 1.75 2.00	40.5 50.5 58.5 65.9 72.3	6.4 6.7 6.9 7.0 7.1	4.6 5.2 5.8 6.1 6.4	3.2 3.7 3.8 4.0 4.1	1.8 1.8 1.9 2.0 2.1	4.0 4.5 5.5 6.0 6.8	0.9 0.9 0.9 0.9 0.9	5.1 5.6 6.1 6.5 7.0	4.9 5.6 6.2 7.0 7.6	2.7 3.0 3.2 3.3 3.7	120/125	
QN-24 0.057" (1.45mm) Red	0.75 1.00 1.50 1.75 2.00	53.9 65.6 76.0 84.9 98.4	7.1 7.8 8.2 8.5 8.5	4.9 5.5 5.9 6.4 6.7	3.5 3.8 4.0 4.1 4.3	2.0 2.2 2.2 2.3 2.3	4.6 5.1 6.3 7.0 7.3	0.9 0.9 0.9 0.9 0.9	5.4 6.1 6.5 7.1 7.6	5.6 6.2 6.7 7.3 7.7	3.3 3.7 3.9 4.1 4.2	100/150	
QN-33 0.068" (1.73mm) White	0.75 1.00 1.50 1.75 2.00	65.1 79.5 95.3 105.7 115.7	7.6 7.9 8.3 8.4 8.5	5.5 6.4 7.0 7.3 7.6	3.4 4.0 4.4 4.6 4.7	2.3 2.5 2.8 2.9 2.9	5.4 5.8 6.6 7.1 7.5	0.9 0.9 0.9 0.9 0.9	5.8 6.4 7.0 7.6 8.2	6.4 6.9 7.1 7.6 7.9	3.9 4.2 4.4 4.7 4.9	80/180	

Micro-Quick™ Assembly with Standard 36" Lead come 400/case and 3,200/pallet.

GENERAL NOTE: Performance data is obtained under ideal test conditions and may be adversely affected by wind, hydraulic conditions, and other factors.

Call 1-800-HELLO-AG for technical data and quotes for Pressure Compensating Micro-Quick Sprays.

How to Order Micro-Quick Sprays – Build Your Own

Micro-Quick™ 3-28 ft (0.91-8.5 m) Radius						
	Description	Ordering Increment	Case QTY	Pallet QTY	Model Number	
Dual Pattern Deflector		A x A Pattern Deflector	200	3,000	108,000	QDAA
		A x C Pattern Deflector	200	3,000	108,000	QDAC
		A x E Pattern Deflector	200	3,000	108,000	QDAE
		B x C Pattern Deflector	200	3,000	108,000	QDBC
		B x E Pattern Deflector	200	3,000	108,000	QDBE
		D x C Pattern Deflector	200	3,000	108,000	QDDC
		D x E Pattern Deflector	200	3,000	108,000	QDDE
		E x F Pattern Deflector	200	3,000	108,000	QDEF
		E x G Pattern Deflector	200	3,000	108,000	QDEG
Nozzles		5 GPH (18.9 L/H) Black	200	5,000	180,000	QN05
		8 GPH (30.3 L/H) Orange	200	5,000	180,000	QN08
		12 GPH (45.4 L/H) Blue	200	5,000	180,000	QN12
		14 GPH (53 L/H) Violet	200	5,000	180,000	QN14
		17 GPH (64.4 L/H) Green	200	5,000	180,000	QN17
		24 GPH (90.8 L/H) Red	200	5,000	180,000	QN24
		33 GPH (124.9 L/H) White	200	5,000	180,000	QN33

Accessories: Stand Alone Adapters, Stakes, and Tubing					
Description	Product Details	Ordering Increment	Case QTY	Pallet QTY	Model Number
Stake	Black Stake	200	200	3,600	QSBLACK
Transfer Assembly	Transfer Assembly with 36" Feedtube	100	700	4,200	QTA36
Adapter	Green Adapter	200	2,000	60,000	QA
Transfer Barb	Transfer Barb	200	5,000	150,000	QTB
Tubing	1,000 Feet of 1/4" PE Tubing	1	1	32	MQT1000
Tubing	1,000 Feet of 1/4" PE Tubing - 5 Gallon Bucket	1	1	32	Q10525MX



Rain Bird's High-Performance Sprinklers deliver precise, uniform and unrivaled water distribution. Built to withstand the harsh conditions of agricultural applications, our Snap-Fit system makes these sprinklers easy to install and maintain.



Uniformity Select



Uniformity Select will help you design an irrigation system with the sprinklers and nozzles that give you the best distribution uniformity.

Features

- Simply input your water pressure and sprinkler layout, Uniformity Select will do the rest
- Uniformity Select will specify the drive unit, deflector, and nozzle combinations that work best for your project
- Sort by Precipitation Rate, DU, CU, or Flow to identify the most efficient solution
- Auto-generate PDF submittals to local agencies like NRCS to qualify for conservation grants

Redstone Farms project specifications are:

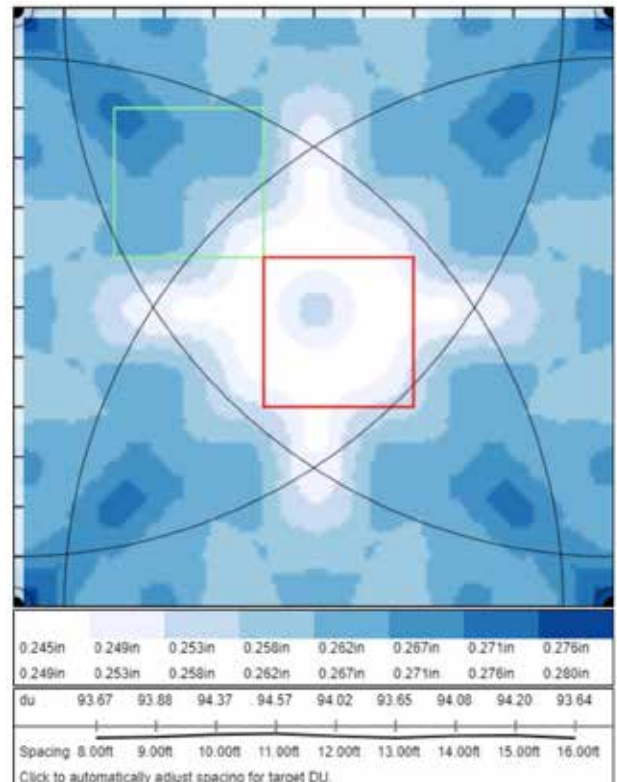
Spacing type:	Rectangular
Row spacing (ft):	12.00
Head spacing (ft):	12.00
Offset (ft):	0.00
Pressure (psi):	30.00

Your expected performance results are:

Distribution Uniformity (DU):	96.17%
Christiansens Uniformity (CU):	97.95%
Scheduling Coeficiant (SC):	1.07
Flow Rate (gal/min):	0.40
Mean Precipitation (in/hr):	0.26
Stream Height (in):	23.00

Using the following Rain Bird High Performance Sprinkler:

Model:	LFX300
Nozzle:	#50 DARK GREEN (0.050", 1.27mm)
Deflector:	09R - 9° RED
Data Source:	Rain Bird®



www.rainbird.com/uniformityselect

LFX300

The Rain Bird® LFX Low Flow Sprinkler was designed and built with efficiency in mind. The small footprint of the low-volume LFX300 offers unparalleled operational flexibility with both interchangeable brake assemblies and nozzles. Featuring unmatched water distribution at all trajectories, the LFX300 is perfect for a wide variety of applications.



Features

- Simple three part sprinkler design includes body, nozzle, and brake assembly with attached deflector
- Each nozzle and brake assembly were designed to easily be changed with other sizes or outlet trajectories to maximize operational flexibility
- Easy in-field maintenance with simple snap-in-place nozzle and brake assembly including visual indicators to ensure correct positioning
- Engineered to provide superior distribution uniformity for low volume applications in either an under-tree or over-head configuration
- Constructed of engineered thermoplastic materials for durability and weather resistance
- Color coded nozzles and deflectors for easy identification
- 3 flow control nozzle options for consistent flow of water

Accessories

- Stake options include: steel, fiberglass, or preassembled PVC assemblies
- 5mm feedtube configurations include: coil for custom installation, precut pieces in 30" (76.2cm) or 42" (106.7cm) length with barb preinstalled (with or without stake adapter installed)
- Variety of adapters for increased application flexibility

Crop Applications



Specifications

Operating Range:

- Pressure: 25 to 50 psi (1.72 to 3.45 bar)
- Flow rate: 0.28 to 0.73 gpm (62 to 161 l/h)
- Radius of throw: 18 to 25 feet (5.5 to 7.6 meters)

Sprinkler Body Options:

- 1/2" (13mm) NPT male pipe thread
- Female ACME thread

Deflector Trajectory Outlets:

- Deflector preassembled in brake assembly
- 9° Red
- 9° White
- 15° Orange

Nozzle Sizes:


- 40 Light Blue (0.040", 1.02mm)
- 45 Light Purple (0.045", 1.14mm)
- 50 Dark Green (0.050", 1.27mm)
- 55 Light Yellow (0.055", 1.40mm)
- 60 Light Red (0.060", 1.52mm)
- F1 0.35 gpm (79.5 l/h) Flow Control
- F2 0.50 gpm (113.6 l/h) Flow Control
- F3 0.43 gpm (97.1 l/h) Flow Control

Packaging Data

- Sprinkler can be ordered assembled from the factory or by individual part for ultimate field flexibility
- Assembled sprinklers can be in bags of 50, case quantity of 300, and pallet quantity of 9,600
- Sprinkler parts vary in order increment and case quantity
Nozzles: Order increment of 200; case quantity of 1,600
Brake Assemblies: Order increment of 200; case quantity of 3,600
Bodies: Order increment of 200, case quantity of 400
- Accessories and mounting options vary in order increment, call 1-800-HELLO-AG for details

System Components

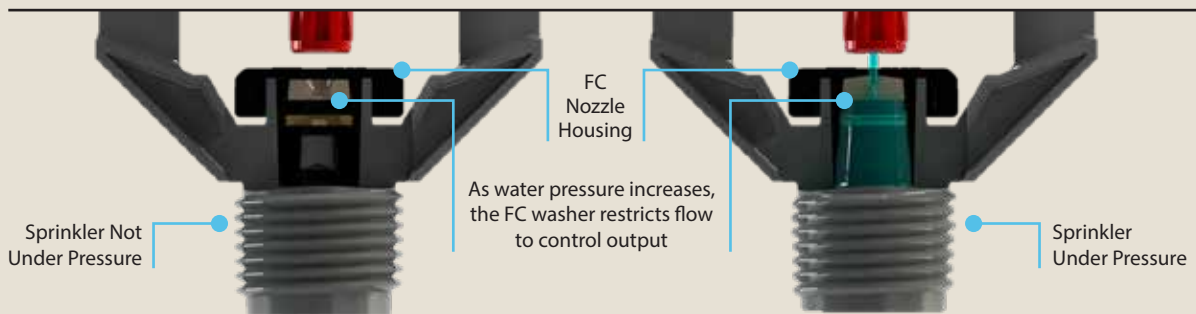
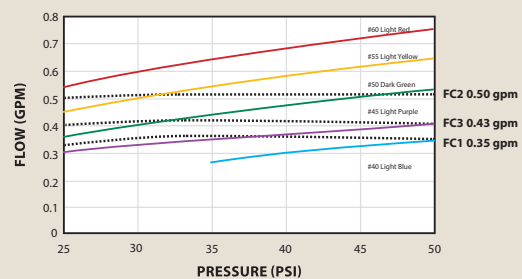
Sprinkler can be ordered assembled from the factory or by individual part for ultimate field flexibility



Save Water and Increase Yield by Regulating Flow Across the Entire Pressure Range

Upgrade the standard flow nozzle to the Flow Control (FC) nozzle for consistent flow along laterals and across terrain variations.

- Avoid over or under watering
- Increase yield with regulated flow
- Simple upgrade, no special tools required
- Three flow rates available: 0.35gpm (79.5 l/h), 0.43gpm (97.6 l/h) or 0.50 gph (113.6 l/h)
- Operating range from 25 to 50 psi (1.72 to 3.45 bar)



How to Order LFX300 – Pre-assembled

LF03

Core Family
LF03 - LFX300 Sprinkler

N

Body
A - Female ACME Thread
N - ½" Male NPT Thread

09R

Deflector
09R - 9° Red
09W - 9° White
15O - 15° Orange

40

Nozzle
40 - Light Blue
45 - Light Purple
50 - Dark Green
55 - Light Yellow
60 - Light Red
F1 - FC 0.35 gpm
F2 - FC 0.50 gpm
F3 - FC 0.43 gpm

LFX300 Performance Data

US Measurements

Matrix of Assemblies	Brake Assembly With Deflector	Nozzle	Stream Height	Flow Rate at Standard Pressures (gpm) Throw Radius at Standard Pressure (feet)						Model Numbers	
				25 psi	30 psi	35 psi	40 psi	45 psi	50 psi	NPT	ACME
9 Degree Red		Light Blue #40 0.040" (1.016mm)	20-23 in (50.8-58.4cm)	—	—	0.28	0.30	0.32	0.34	LF03N09R40	LF03A09R40
		Light Purple #45 0.045" (1.143mm)	19-25 in (48.3-63.5cm)	0.29	0.32	0.35	0.37	0.39	0.41		
		Dark Green #50 0.050" (1.270mm)	21-29 in (53.3-73.6cm)	0.36	0.40	0.43	0.46	0.48	0.51	LF03N09R50	LF03A09R50
		FC1 0.35gpm (79.5 l/h)	20-25 in (50.8 - 63.5cm)	0.35							
		FC1 0.43gpm (97.7 l/h)	20-25 in (50.8 - 63.5cm)	0.43						LF03N09RF3	LF03A09RF3
9 Degree White		Dark Green #50 0.050" (1.270mm)	20-24 in (50.8-61cm)	—	—	0.43	0.46	0.48	0.51		
		Light Yellow #55 0.055" (1.397mm)	17-25 in (43.2-63.5cm)	0.44	0.48	0.52	0.55	0.59	0.62	LF03N09W55	LF03A09W55
		Light Red #60 0.060" (1.524mm)	17-25 in (43.2-63.5cm)	0.51	0.56	0.61	0.65	0.69	0.73	LF03N09W60	LF03A09W60
		FC2 0.50 gpm (113.6 l/h)	20-25 in (50.8-63.5cm)	0.50							
15 Degree Orange		Dark Green #50 0.050" (1.270mm)	34-39 in (86.4-99.1cm)	—	—	0.43	0.46	0.48	0.51	LF03N15O50	LF03A15O50
		Light Yellow #55 0.055" (1.397mm)	36-42 in (91.4-106.7cm)	0.44	0.48	0.52	0.55	0.59	0.62		
		Light Red #60 0.060" (1.524mm)	33-41 in (83.8-104.1cm)	0.51	0.56	0.61	0.65	0.69	0.73	LF03N15O60	LF03A15O60
		FC2 0.50 gpm (113.6 l/h)	30-42 in (76.2-106.7 cm)	0.50							

Performance data based on 12 in. riser.

LFX300 Pre-assembled Sprinklers come 50/bag, 300/case and 9,600/pallet.

How to Order LFX300 – Pre-assembled

LF03

Core Family
LF03 - LFX300 Sprinkler

N

Body
A - Female ACME Thread
N - ½" Male NPT Thread

09R

Deflector
09R - 9° Red
09W - 9° White
15O - 15° Orange

40

Nozzle
40 - Light Blue
45 - Light Purple
50 - Dark Green
55 - Light Yellow
60 - Light Red
F1 - FC 0.35 gpm
F2 - FC 0.50 gpm
F3 - FC 0.43 gpm

LFX300 Performance Data

Metric Measurements

Matrix of Assemblies	Brake Assembly with Deflector	Nozzle	Stream Height	Flow Rate at Standard Pressures (l/h) Throw Radius at Standard Pressure (m)							Model Numbers	
				1.75 bar	2 bar	2.25 bar	2.5 bar	2.75 bar	3 bar	3.25 bar	NPT	ACME
9 Degree Red		Light Blue #40 0.040" (1.016mm)	20-23 in (50.8-58.4cm)	-	-	62	65	68	71	74	LF03N09R40	LF03A09R40
					6.1	6.1	6.4	6.1	6.1			
		Light Purple #45 0.045" (1.143mm)	19-25 in (48.3-63.5cm)	67	72	76	80	84	88	91	LF03N09R45	LF03A09R45
				6.1	6.4	6.7	6.7	6.7	6.7	6.4		
		Dark Green #50 0.050" (1.270mm)	21-29 in (53.3-73.6cm)	83	88	94	99	104	108	113	LF03N09R50	LF03A09R50
		6.4	6.4	6.7	6.7	6.4	6.4	6.4				
FC1 0.35gpm (79.5 l/h)	20-25 in (50.8 - 63.5 cm)	79.5							LF03N09RF1	LF03A09RF1		
		5.5										
FC3 0.43gpm (97.7 l/h)	20-25 in (50.8 - 63.5cm)	98							LF03N09RF3	LF03A09RF3		
		6.0										
9 Degree White		Dark Green #50 0.050" (1.270mm)	20-24 in (50.8-61cm)	-	-	94	99	104	108	113	LF03N09W50	LF03A09W50
					6.7	6.7	6.7	6.7	7.0			
		Light Yellow #55 0.055" (1.397mm)	17-25 in (43.2-63.5cm)	100	107	114	120	126	131	137	LF03N09W55	LF03A09W55
				6.4	6.7	7.3	7.3	7.0	7.6	7.6		
		Light Red #60 0.060" (1.524mm)	17-25 in (43.2-63.5cm)	118	126	134	141	148	154	161	LF03N09W60	LF03A09W60
		7.0	7.3	7.3	7.3	7.6	7.6	7.6				
FC2 0.50 gpm (113.6 l/h)	20-25 in (50.8 - 63.5 cm)	113.6							LF03N09WF2	LF03A09WF2		
		5.5										
15 Degree Orange		Dark Green #50 0.050" (1.270mm)	34-39 in (86.4-99.1cm)	-	-	94	99	104	108	113	LF03N15O50	LF03A15O50
					7.3	7.3	7.6	7.3	7.0			
		Light Yellow #55 0.055" (1.397mm)	36-42 in (91.4-106.7cm)	100	107	114	120	126	131	137	LF03N15O55	LF03A15O55
				7.6	7.3	7.3	7.3	7.3	7.3	7.3		
		Light Red #60 0.060" (1.524mm)	33-41 in (83.8-104.1cm)	118	126	134	141	148	154	161	LF03N15O60	LF03A15O60
		7.3	7.6	7.6	7.6	7.6	7.3	7.3				
FC2 0.50 gpm (113.6 l/h)	30-42 in (76.2-106.7 cm)	113.6							LF03N15OF2	LF03A15OF2		
		6.2										

Performance data based on 30cm riser.

LFX300 Pre-assembled Sprinklers come 50/bag, 300/case and 9,600/pallet.

Mounting Options and Accessories

A variety of mounting options are available to support the LFX Low Flow Sprinklers. These interchangeable, inexpensive, and simple to use mounting options are supported with installation tools. To add flexibility to this already flexible sprinkler, mounting accessories also feature Rain Bird® extruded 5mm feedtube in two pre-cut lengths or a full coil for complete customization.



½" (13mm) PVC Stake Assembly

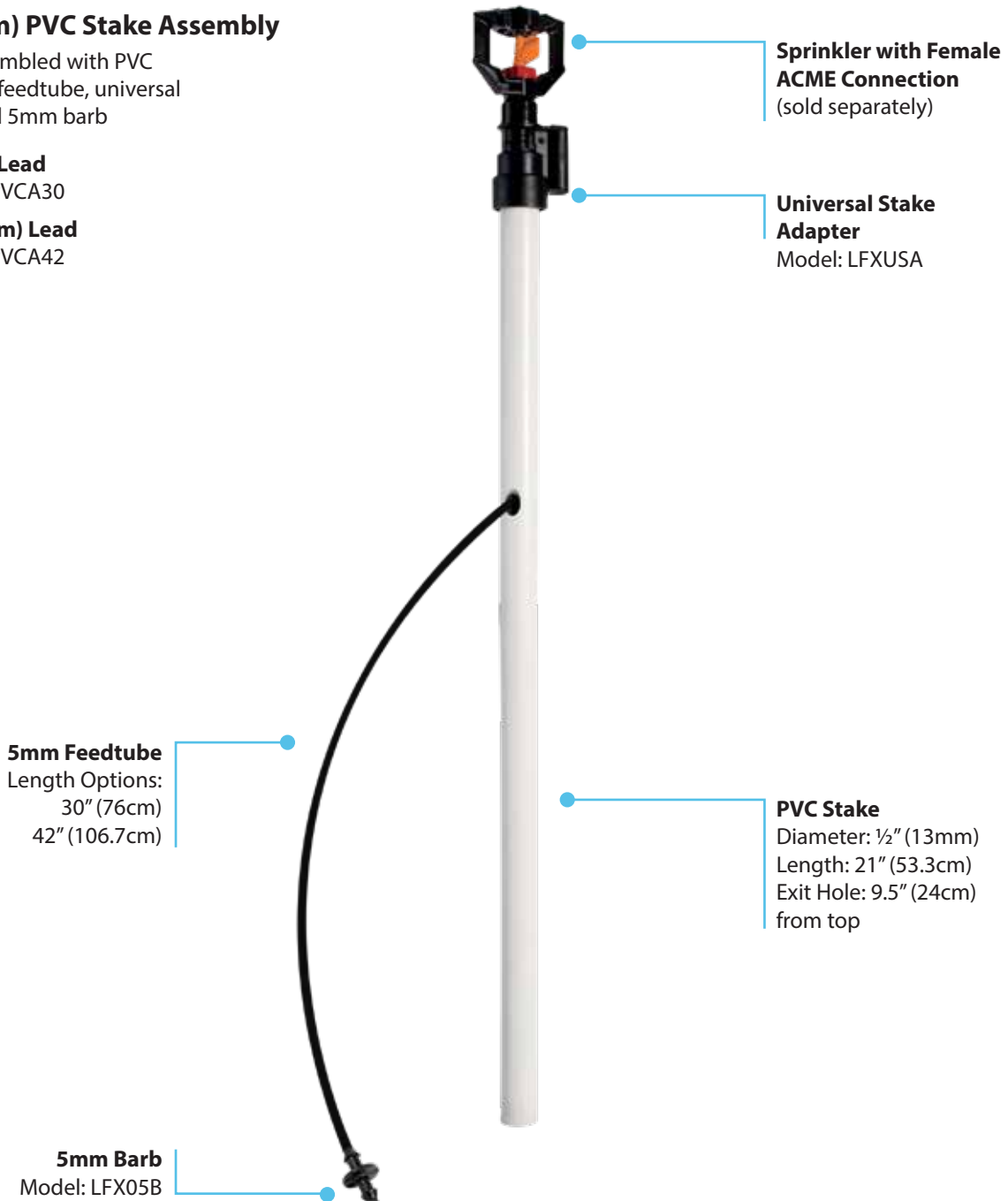
Factory assembled with PVC stake, 5mm feedtube, universal adapter, and 5mm barb

30" (76cm) Lead

Model: LFXPVCA30

42" (106.7cm) Lead

Model: LFXPVCA42



24" (61CM) Long Stake Options
Stake, feedtube assembly,
and sprinkler each sold separately

**Feedtube Assembly
with Universal Stake
Adapter and 5mm Barb**

With 30" (76cm) Lead
Model LFX5SAA30

With 42" (106.7cm) Lead
Model LFX5SAA30

5mm Barb
Model: LFX05B

**Sprinkler with Female
ACME Connection**
(sold separately)

Stake Options

Steel Stake

24" (61cm) Long,
1/4" (6.4mm) Diameter
Model LFXSS124

24" (61cm) Long,
5/16" (8mm) Diameter
Model LFXSS248

48" (122cm) Long,
5/16" (8mm) Diameter
Model LFXSS248

Fiberglass Stake

24" (61cm) Long,
1/4" (6.4mm) Diameter
Model LFXSF124

24" (61cm) Long,
5/16" (8mm) Diameter
Model LFXSF224

LFX600



The Rain Bird® LFX Low Flow Sprinkler was designed and built with efficiency in mind. The LFX600 offers unparalleled operational flexibility with both interchangeable brake assemblies and nozzles. Featuring unmatched water distribution at all trajectories, the LFX600 is perfect for a wide variety of applications.

Features

- Simple three part sprinkler design includes body, nozzle, and brake assembly with attached deflector
- Each nozzle and brake assembly were designed to easily be changed with other sizes or outlet trajectories to maximize operational flexibility
- Easy in-field maintenance with simple snap-in-place nozzle and brake assembly including visual indicators to ensure correct positioning
- Engineered to provide superior distribution uniformity for low volume applications in either an under-tree or over-head configuration
- Constructed of engineered thermoplastic materials for durability and weather resistance
- Color coded nozzles and deflectors for easy identification
- 2 flow control nozzle options for consistent flow of water

Accessories

- Stake options include: steel, fiberglass, or preassembled PVC assemblies
- 10mm feedtube configurations include: coil for custom installation, precut pieces in 36" (76.2cm) or 48" (106.7cm) length with barb preinstalled (with or without stake adapter installed)
- Variety of adapters for increased application flexibility

Crop Applications



Specifications

Operating Range:

- 25-50 psi (1.72-3.45 bar)
- 0.61-2.12 gpm (140-469 l/h)
- 22-31 feet (6.7-9.4 meter) Radius

Sprinkler Body Options:

- 1/2" (13mm) NPT male pipe thread
- Female ACME thread

Deflector Trajectory Outlets:

- 9° Blue (09B)
- 12° Pink (12P)
- 15° Purple (15P)
- 15° Gold (15G)

Nozzle Sizes:

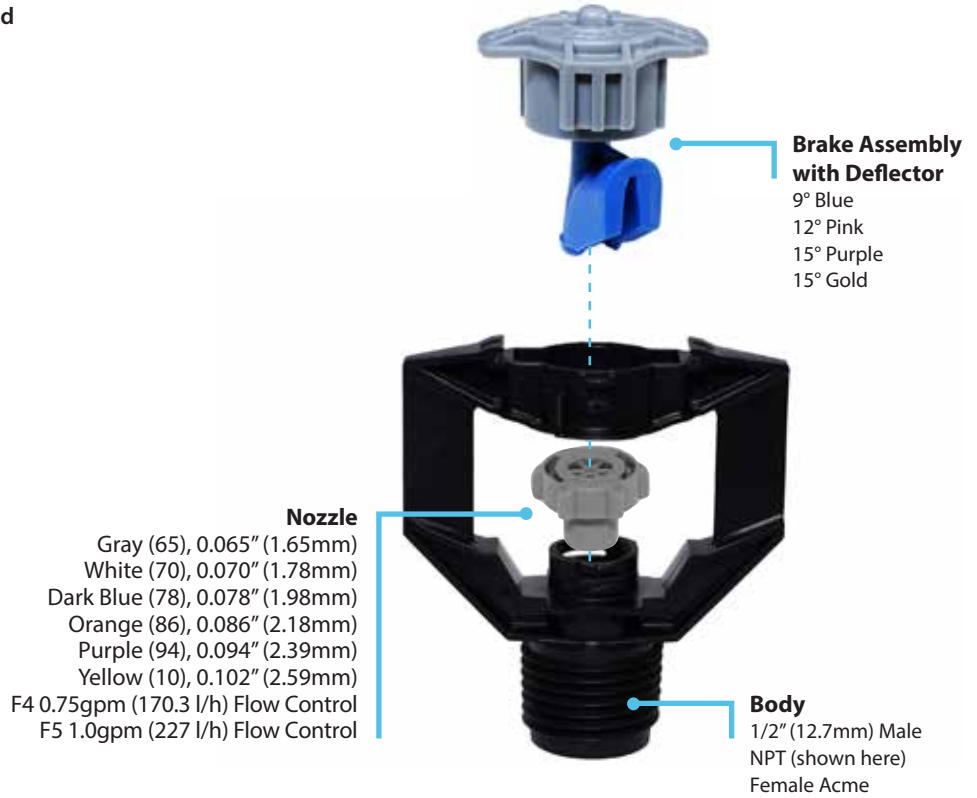
- Gray (65), 0.065" (1.65mm)
- White (70), 0.070" (1.78mm)
- Dark Blue (78), 0.078" (1.98mm)
- Orange (86), 0.086" (2.18mm)
- Purple (94), 0.094" (2.39mm)
- Yellow (10), 0.102" (2.59mm)
- F4 0.75gpm (170.3 l/h) Flow Control
- F5 1.0gpm (227 l/h) Flow Control

Packaging Data

- Sprinkler can be ordered assembled from the factory or by individual part for ultimate field flexibility
- Assembled sprinklers can be ordered in bags of 50 or case quantity of 300, and pallet quantity of 9,600
- Sprinkler parts vary in order increment and case quantity.
Nozzles: Order increment of 200; case quantity of 1,600
Brake Assemblies: Order increment of 200; case quantity of 3,600
Bodies: Order increment of 200, case quantity of 400
- Accessories and mounting options vary in order increment, call 1-800-HELLO-AG for details

System Components

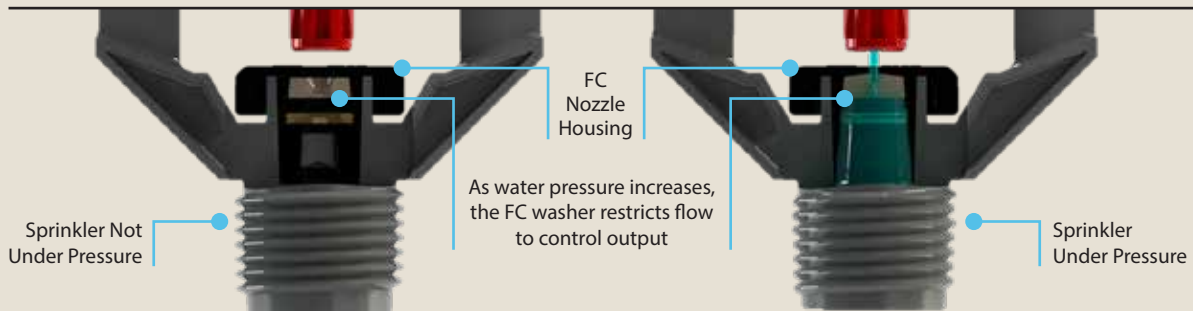
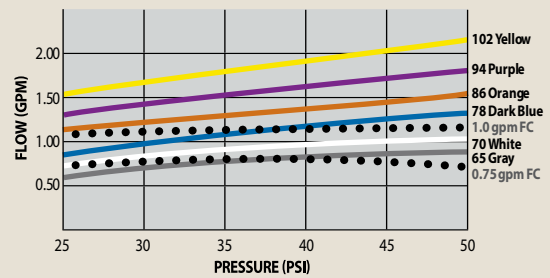
Sprinkler can be ordered assembled from the factory or by individual part for ultimate field flexibility.



Save Water and Increase Yield by Regulating Flow Across the Entire Pressure Range

Upgrade the standard flow nozzle to the Flow Control (FC) nozzle for consistent flow along laterals and across terrain variations.

- Avoid over or under watering
- Increase yield with regulated flow
- Simple upgrade, no special tools required
- Two flow rates available 0.75 gpm (170.3 l/h) or 1.0 gpm (227.3 l/h)
- Operating range from 25 to 50 psi (1.72 to 3.45 bar)



How to Order LFX600 – Pre-assembled

LF06	-	N	-	15P	-	78	
Core Family		Body		Deflector		Nozzle	
LF06 – LFX600 Sprinkler		A - Female ACME Thread	N - ½" Male NPT Thread	09B – 9° Blue 12P – 12° Pink	15P – 15° Purple 15G – 15° Gold	65 – Gray 70 – White	78 – Dark Blue 86 – Orange 94 – Purple 102 – Yellow F4 – FC 0.75 gpm F5 – FC 1.0 gpm

LFX600 Performance Data

US Measurements

Matrix of Assemblies	Brake Assembly with Deflector	Nozzle	Stream Height	Flow Rate at Standard Pressures (gpm) Throw Radius at Standard Pressure (feet)						Model Number	
				25 psi	30 psi	35 psi	40 psi	45 psi	50 psi	NPT	ACME
	Gray #65 0.065" (1.651mm)		17-28 in (43-71 cm)	0.61 23	0.67 23	0.72 24	0.77 25	0.82 25	0.86 25	LF06N09B65	LF06A09B65
	White #70 0.070" (1.778mm)		22-30 in (56-76 cm)	0.70 24	0.77 24	0.83 24	0.89 25	0.94 25	0.99 26	LF06N09B70	LF06A09B70
	Dark Blue #78 0.078" (1.981mm)		22-30 in (56-76 cm)	0.88 25	0.97 25	1.05 25	1.12 25	1.19 25	1.25 26	LF06N09B78	LF06A09B78
	F4 0.75GPM/170.3LPH		19-26 in (48-66 cm)	0.75 22.5						LF06N09BF4	LF06A09BF4
	F5 1.0GPM/227.1LPH		22-31 in (56-79 cm)	1.0 23.5						LF06N09BF5	LF06A09BF5
	Dark Blue #78 0.078" (1.981mm)		23-31 in (58-79 cm)			1.05 23	1.12 24	1.19 25	1.25 26	LF06N12P78	LF06A12P78
	Orange #86 0.086" (2.184mm)		22-32 in (56-81 cm)		1.18 26	1.27 28	1.36 29	1.44 29	1.52 29	LF06N12P86	LF06A12P86
	Purple #94 0.094" (2.388mm)		20-32 in (51-81 cm)	1.27 26	1.39 28	1.50 29	1.61 28	1.70 29	1.80 29	LF06N12P94	LF06A12P94
	Yellow #102 0.102" (2.591mm)		21-34 in (53-86 cm)	1.50 27	1.65 28	1.78 30	1.90 30	2.02 29	2.12 29	LF06N12P102	LF06A12P102
	Gray #65 0.065" (1.651mm)		27-41 in (69-104 cm)	0.61 26	0.67 24	0.72 25	0.77 25	0.82 27	0.86 26	LF06N15P65	LF06A15P65
	White #70 0.070" (1.778mm)		31-44 in (79-112 cm)	0.70 26	0.77 27	0.83 27	0.89 29	0.94 29	0.99 29	LF06N15P70	LF06A15P70
	Dark Blue #78 0.078" (1.981mm)		34-45 in (86-114 cm)	0.88 28	0.97 28	1.05 29	1.12 29	1.19 29	1.25 28	LF06N15P78	LF06A15P78
	F4 0.75GPM/170.3LPH		31-42 in (79-107 cm)	0.75 24						LF06N15PF4	LF06A15PF4
	F5 1.0GPM/227.1LPH		34-44 in (86-112 cm)	1.0 27.5						LF06N15PF5	LF06A15PF5
	Orange #86 0.086" (2.184mm)		27-50 in (69-127 cm)	1.07 26	1.18 28	1.27 28	1.36 29	1.44 29	1.52 30	LF06N15G86	LF06A15G86
	Purple #94 0.094" (2.388mm)		38-49 in (97-124 cm)	1.27 28	1.39 30	1.50 30	1.61 31	1.70 31	1.80 31	LF06N15G94	LF06A15G94
	Yellow #102 0.102" (2.591mm)		41-53 in (104-135 cm)	1.50 31	1.65 31	1.78 31	1.90 30	2.02 30	2.12 30	LF06N15G10	LF06A15G10

LFX600 Pre-assembled Sprinklers come 50/bag, 300/case and 9,600/pallet.

Performance data based on 12 in. riser.

How to Order LFX600 – Pre-assembled

LF06	-	N	-	15P	-	78
Core Family LF06 – LFX600 Sprinkler		Body A - Female ACME Thread	N - ½" Male NPT Thread	Deflector 09B – 9° Blue 12P – 12° Pink	15P – 15° Purple 15G – 15° Gold	Nozzle 65 – Gray 70 – White 78 – Dark Blue 86 – Orange 94 – Purple 102 – Yellow F4 – FC 0.75 gpm F5 – FC 1.0 gpm

LFX600 Performance Data

Metric Measurements

Matrix of Assemblies	Brake Assembly with Deflector	Nozzle	Stream Height	Flow Rate at Standard Pressures (l/h) Throw Radius at Standard Pressure (m)							Model Number	
				1.75 bar	2 bar	2.25 bar	2.5 bar	2.75 bar	3 bar	3.25 bar	NPT	ACME
9 Degree Blue		Gray #65 0.065" (1.651mm)	17-28 in (43-71 cm)	140 7.0	149 7.0	158 7.3	167 7.5	175 7.6	183 7.6	190 7.6	LF06N09B65	LF06A09B65
		White #70 0.070" (1.778mm)	22-30 in (56-76 cm)	161 7.3	172 7.3	182 7.3	192 7.5	202 7.6	211 7.6	219 7.9	LF06N09B70	LF06A09B70
		Dark Blue #78 0.078" (1.981mm)	22-30 in (56-76 cm)	203 7.6	216 7.6	230 7.6	242 7.6	254 7.6	265 7.6	276 7.9	LF06N09B78	LF06A09B78
		F4 0.75GPM/170.3LPH	19-26 in (48-66 cm)	170 6.8							LF06N09BF4	LF06A09BF4
		F5 1.0GPM/227.1LPH	22-31 in (56-79 cm)	227 7.2							LF06N09BF5	LF06A09BF5
12 Degree Pink		Dark Blue #78 0.078" (1.981mm)	23-31 in (58-79 cm)			230 7.0	242 7.2	254 7.3	265 7.6	276 7.9	LF06N12P78	LF06A12P78
		Orange #86 0.086" (2.184mm)	22-32 in (56-81 cm)		263 7.9	279 8.5	294 8.7	308 8.8	322 8.8	335 8.8	LF06N12P86	LF06A12P86
		Purple #94 0.094" (2.388mm)	20-32 in (51-81 cm)	291 7.9	311 8.5	330 8.8	347 8.7	364 8.5	381 8.8	396 8.8	LF06N12P94	LF06A12P94
		Yellow #102 0.102" (2.591mm)	21-34 in (53-86 cm)	344 8.2	368 8.5	390 9.1	411 9.1	431 9.1	450 8.8	469 8.8	LF06N12P102	LF06A12P102
15 Degree Purple		Gray #65 0.065" (1.651mm)	27-41 in (69-104 cm)	140 7.9	149 7.3	158 7.6	167 7.6	175 7.6	183 8.2	190 7.9	LF06N15P65	LF06A15P65
		White #70 0.070" (1.778mm)	31-44 in (79-112 cm)	161 7.9	172 8.2	182 8.2	192 8.5	202 8.8	211 8.8	219 8.8	LF06N15P70	LF06A15P70
		Dark Blue #78 0.078" (1.981mm)	34-45 in (86-114 cm)	203 8.5	216 8.5	230 8.8	242 8.8	254 8.8	265 8.8	276 8.5	LF06N15P78	LF06A15P78
		F4 0.75GPM/170.3LPH	31-42 in (79-107 cm)	170 7.3							LF06N15PF4	LF06A15PF4
		F5 1.0GPM/227.1LPH	34-44 in (86-112 cm)	227 8.4							LF06N15PF5	LF06A15PF5
15 Degree Gold		Orange #86 0.086" (2.184mm)	27-50 in (69-127 cm)	246 7.9	263 8.5	279 8.5	294 8.7	308 8.8	322 8.8	335 9.1	LF06N15G86	LF06A15G86
		Purple #94 0.094" (2.388mm)	38-49 in (97-124 cm)	291 8.5	311 9.1	330 9.1	347 9.3	364 9.4	381 9.4	396 9.4	LF06N15G94	LF06A15G94
		Yellow #102 0.102" (2.591mm)	41-53 in (104-135 cm)	344 9.4	368 9.4	390 9.4	411 9.3	431 9.1	450 9.1	469 9.1	LF06N15G102	LF06A15G102

LFX600 Pre-assembled Sprinklers come 50/bag, 300/case and 9,600/pallet.

Performance data based on 30cm riser.

Mounting Options and Accessories

A variety of mounting options are available to support the LFX Low Flow Sprinklers. These interchangeable, inexpensive, and simple to use mounting options are supported with installation tools. To add flexibility to this already flexible sprinkler, mounting accessories also feature Rain Bird® extruded 5mm feedtube in two pre-cut lengths or a full coil for complete customization.



¾" (19mm) PVC Stake Assembly


Factory assembled with, PVC stake, 10mm feedtube, universal adapter, and 10mm barb

36" (91.4cm) Tubing Lead

Model LFXPVCA236

48" (122cm) Tubing Lead

Model LFXPVCA248



Sprinkler with Female ACME Connection
(sold separately)




Universal Stake Adapter
Model LFXUSA




10mm Feedtube
Length Options:
36" (91.4cm)
48" (122cm)

10mm Tubing Barb
Model LFX10B

PVC Stake
Diameter: ¾" (19mm)
Length: 21" (53.3cm)
Exit Hole: 9.5" (24cm) from top

How to Order LFX – Build Your Own

LFX 300 18-25 ft (5.5-7.6m) Radius						
		Description	Ordering Increment	Case QTY	Pallet QTY	Model Number
Bodies		ACME LFX Body	200	400	9,600	LFXBACME
		NPT LFX Body	200	400	9,600	LFXBNPT
Nozzles		40 Light Blue (0.40", 1.02mm)	200	1,600	38,400	LFXN40B
		45 Light Purple (0.045", 1.14mm)	200	1,600	38,400	LFXN45P
		50 Dark Green (0.050", 1.27mm)	200	1,600	38,400	LFXN50G
		55 Light Yellow (0.055", 1.40mm)	200	1,600	38,400	LFXN55Y
		60 Light Red (0.060", 1.52mm)	200	1,600	38,400	LFXN60R
		0.35 GPM Flow Control	200	1,600	38,400	LFXN3GPM
		0.43 GPM Flow Control	200	1,600	38,400	LFXN4GPM
		0.50 GPM Flow Control	200	1,600	38,400	LFXN5GPM
Deflector Brake Assembly		9 Degree Red Deflector	200	3,600	48,000	LFXBR9R
		9 Degree White Deflector	200	3,600	48,000	LFXBR9W
		15 Degree Orange Deflector	200	3,600	48,000	LFXBR15O

LFX 600 22-31 ft (6.7-9.4m) Radius						
		Description	Ordering Increment	Case QTY	Pallet QTY	Model Number
Bodies		ACME LFX Body	200	400	9,600	LFXBACME
		NPT LFX Body	200	400	9,600	LFXBNPT
Nozzles		65 Gray (0.065", 1.65mm)	200	1,600	38,400	LFXN65G
		70 White (0.070", 1.78mm)	200	1,600	38,400	LFXN70W
		78 Dark Blue (0.078", 1.98mm)	200	1,600	38,400	LFXN78B
		86 Orange (0.086", 2.18mm)	200	1,600	38,400	LFXN86O
		94 Purple (0.094", 2.39mm)	200	1,600	38,400	LFXN94P
		102 Yellow (0.102", 2.59mm)	200	1,600	38,400	LFXN102Y
		0.75 GPM Flow Control	200	1,600	38,400	LFXN7GPM
		1.00 GPM Flow Control	200	1,600	38,400	LFXN1GPM
Deflector Brake Assembly		9 Degree Blue Deflector	200	3,600	43,200	LFXBR9B
		12 Degree Pink Deflector	200	3,600	43,200	LFXBR12P
		15 Degree Purple Deflector	200	3,600	43,200	LFXBR15P
		15 Degree Gold Deflector	200	3,600	43,200	LFXBR15G

How to Order LFX – Build Your Own

Accessories: Guards and Stream Splitters					
Description	Product Details	Ordering Increment	Case QTY	Pallet QTY	Model Number
LFX Accessory	Snap-on Edge Guard	20	200	3,600	LFXG
LFX Accessory	Snap-on Single Sided Stream Splitter	50	1,000	9,000	LFXSS1
LFX Accessory	Snap-on Double Sided Stream Splitter	50	1,000	9,000	LFXSS2

Accessories: Pre-Assembled Stakes with Feedtube					
Description	Product Details	Ordering Increment	Case QTY	Pallet QTY	Model Number
1/2" PVC Stake Assembly	24" PVC Stake Assembly with 5mm 30" Feedtube	1	100	900	LFXPVCA30
1/2" PVC Stake Assembly	24" PVC Stake Assembly with 5mm 42" Feedtube	1	100	900	LFXPVCA42
3/4" PVC Stake Assembly	24" PVC Stake Assembly with 10mm 36" Feedtube	1	75	600	LFXPVCA236
3/4" PVC Stake Assembly	24" PVC Stake Assembly with 10mm 48" Feedtube	1	75	600	LFXPVCA248

Accessories: Pre-Assembled Stakes with Feedtube and Barb					
Description	Product Details	Ordering Increment	Case QTY	Pallet QTY	Model Number
Universal Stake Assembly	Universal Stake Adapter Assembly 5mm 30" w/ Barb	1	500	2,000	LFX5SAA30
Universal Stake Assembly	Universal Stake Adapter Assembly 5mm 42" w/ Barb	1	400	2,400	LFX5SAA42
Universal Stake Assembly	Universal Stake Adapter Assembly 10mm 36" w/ Barb	25	200	1,600	LFX10SAA36
Universal Stake Assembly	Universal Stake Adapter Assembly 10mm 48" w/ Barb	25	100	800	LFX10SAA48

How to Order LFX – Build Your Own

Accessories: Stand Alone Adapters, Stakes, and Tubing					
Description	Product Details	Ordering Increment	Case QTY	Pallet QTY	Model Number
ACME x NPT Adapter	ACME x 3/8" Male NPT	1	350	31,850	LFXACX38NPT
ACME x NPT Adapter	ACME x 1/2" Male NPT	1	350	31,850	LFXACXNPT
ACME x NPT Adapter	ACME x 1/2" Female NPT	1	150	25,200	ACMEXFPT
ACME x PVC Slip Adapter	ACME x 1/2" and 3/4" Female Slip for PVC	1	100	9,100	LFXACX12
ACME x PVC Slip Adapter	ACME x 20mm and 25mm Female Slip for PVC	1	100	9,100	LFXACX20MM
Universal Stake Adapter	Universal Steel and Fiberglass Stake Adapter	1	100	9,100	LFXUSA
Universal Stake Adapter	Universal Metric Steel and Fiberglass Stake Adapter	1	100	9,100	LFXUSAM
Fiberglass Stake	Fiberglass Stake (24" Long, 1/4" Diameter)	50	300	7,200	LFXSF124
Fiberglass Stake	Fiberglass Stake (24" Long, 5/16" Diameter)	50	300	6,300	LFXSF224
Pre-Cut Feedtube with Barb	Pre-cut Feedtube (5mm 30" Length w/ Barb)	1	300	2,400	LFX5FTA30
Pre-Cut Feedtube with Barb	Pre-cut Feedtube (5mm 42" Length w/ Barb)	1	200	1,600	LFX5FTA42
Pre-Cut Feedtube with Barb	Pre-cut Feedtube (10mm 36" w/ Barb)	25	250	2,000	LFX10FTA36
Pre-Cut Feedtube with Barb	Pre-cut Feedtube (10mm 48" w/ Barb)	25	250	2,000	LFX10FTA48
5mm Blank Tubing	500' Coil of 5mm Tubing	1	1	32	LFXT550
10mm Blank Tubing	1,000' Coil of 10mm Tubing	1	1	7	LFXT1010
Transfer Barb	5mm Barb	50	1,000	120,000	LFX05B
Transfer Barb	10mm Barb	50	1,000	50,000	LFX10B
Goof Plug	5mm Goof Plug	50	1,000	30,000	LFXP
Goof Plug	10mm Goof Plug	50	1,000	30,000	LFX10P

LF™ Series



The Rain Bird® LF™ Series Sprinkler is built to withstand the harsh conditions of a variety of agricultural applications. Leveraging the advantages of an impact sprinkler, the LF Series Sprinkler offers full circle operation with stream height flexibility to deliver precise, uniform, and unrivaled water distribution.


Features

- Weighted drive unit increases dwell time between stream interruptions to maximize throw distance
- Precision Jet (PJ) spoon directs water toward the field to prevent erosion at the riser base
- Deflectors made of engineered thermoplastic for wear resistance and dimensional stability and designed with break-up features to optimize uniformity
- Consistent performance in wide temperature range: ideal for cooling or frost protection
- Snap-in-place color-coded nozzles and deflectors for simple setup and easy field identification – no tools required
- Sprinkler can be purchased assembled or separately and comprised of four simple parts: drive unit, body (ACME or NPT), deflector, and nozzle

Accessories

- Adapters available to convert ACME body to ½" or ¾" Male NPT
- Adapters available to convert ACME to female slip including: ½" and ¾" slip or 20mm and 25mm slip
- Edge guard, splash guard, and stream splitter available

Crop Applications



Specifications

Operating pressure:

- 25 to 60 psi (1.7 to 4.2 bar)

Flow range:

- 0.77 to 6.82 gpm (175 to 1,549 l/h)

Throw Radius Range

- 22 to 50 ft. (6.6 to 15.2m)

Stream Height Range:

- 12 to 120 in. (30 to 305cm)

Sprinkler Body Options:

- ½" (13mm) NPT male pipe thread
- ACME male thread (adapter required)
- ACME Anti-Theft (adapter required)

Deflector Trajectory Outlets:

- Deflector trajectories vary by sprinkler model, see performance charts for details
- LF1200 available with 6°, 10°, 12°, 16°, 17°, or 21°
- LF2400 available with 10°, 13°, 15°, or 22°
- LF2400 Long Range available with 27° only

Nozzle Sizes:

- Nozzle sizes vary by sprinkler model, see performance charts for details
- LF1200 includes nozzles ranging in size from 0.078 - 0.117" (1.98 - 2.97mm)
- LF2400 includes nozzles ranging in size from 0.109 - 0.141" (2.76 - 3.57mm)
- LF2400 Long Range includes nozzles ranging in size from 0.141 - 0.172" (3.57 - 4.37mm)

Packaging Data

- Assembled sprinklers can be ordered in increments of 1, case quantity of 100, and pallet quantity of 1,200
- Nozzles and deflectors can be ordered in increments of 200 pieces; case quantity of nozzles is 1,600; case quantity of deflectors is 1,600
- Unassembled Body and Drive Units can be ordered in case quantity of 100

System Components

Sprinkler can be ordered assembled from the factory or by individual part for ultimate field flexibility.



Optional: Anti-theft (AT) body features screws to add additional security in the field.



How to Order LF Series – Pre-assembled

LF12

Core Family
LF12 - LF1200 Sprinkler
LF24 - LF2400 Sprinkler

N

Body
N - Male NPT Thread
A - Male ACME
T - Male ACME Anti-Theft

06P

Deflector
06P - 6°, Dark Purple
10W - 10°, White
10L - 10°, Lime
12B - 12°, Cyan Blue
12P - 12°, Pink
13M - 13°, Maroon
15T - 15°, Tangerine
16R - 16°, Red
17B - 17°, Blue
21G - 21°, Olive Green
22G - 22°, Dark Green
27B - 27°, Black

44

Nozzle
05 - Blue
06 - Purple
07 - Green
08 - Red
09 - Silver
10 - Brown
11 - Dark Grey
29 - Black
30 - Tan
38 - Yellow
44 - Orange

A

Adapter
3/4" NPT Adapter for Male ACME Body [LF2400LR Only]

LF1200 Performance Data

US Measurements

Matrix of Assemblies	Deflector	Nozzle	Stream Height (in.)	Flow Rate at Standard Pressures (gpm)								Model Number	
				Throw Radius at Standard Pressure (feet)								NPT	ACME
				25 psi	30 psi	35 psi	40 psi	45 psi	50 psi	55 psi	60 psi		
6 Degree Dark Purple	Orange 44 Drill, 0.086"		14-20	1.17	1.26	1.35	1.43	1.51	1.59	1.67	LF12N06P44	--	
				23	23	25	25	25	26	26			
				1.27	1.39	1.5	1.61	1.71	1.8	1.89			1.98
	Purple 3/32", 0.094"		14-21	22	24	24	26	26	28	26	27	LF12N06P06	LF12A06P06
				1.49	1.63	1.77	1.89	2.00	2.12				
				23	25	25	27	27	28				
	10 Degree White	Blue 5/64", 0.078"		19-29	0.97	1.05	1.12	1.19	1.25	1.31	1.37	LF12N10W05	LF12A10W05
					25	26	26	27	27	27	27		
		Orange 44 Drill, 0.086"		24-33	1.17	1.26	1.35	1.43	1.51	1.59	1.67	LF12N10W44	LF12A10W44
25					27	27	28	27	30	29			
Purple 3/32", 0.094"		22-34	1.27	1.39	1.5	1.61	1.71	1.8	1.89	1.98	LF12N10W06	--	
			26	28	28	28	29	29	29	29			
12 Degree Cyan Blue	Orange 44 Drill, 0.086"		28-39	1.17	1.26	1.35	1.43	1.51	1.59	1.67	LF12N12B44	LF12A12B44	
				27	28	29	29	29	30	30			
	Purple 3/32", 0.094"		28-40	1.27	1.39	1.5	1.61	1.71	1.8	1.89	1.98	LF12N12B06	LF12A12B06
				27	29	30	31	31	31	32	32		
Yellow 38 Drill, 0.102"		30-43	1.49	1.63	1.77	1.89	2.00	2.12			LF12N12B38	LF12A12B38	
			28	30	32	32	32	33					
12 Degree Pink	Green 7/64", 0.109"		30-41	1.69	1.85	2.00	2.15					LF12N12P07	LF12A12P07
				30	32	33	34						
	Tan 30 Drill, 0.117"		34-44	1.97	2.17	2.35	2.53					LF12N12P30	LF12A12P30
31				33	34	35							
16 Degree Red	Blue 5/64", 0.078"		46-59				1.12	1.19	1.25	1.31	1.37	LF12N16R05	LF12A16R05
				30	31	30	31	31					
	Orange 44 Drill, 0.086"		42-55	1.17	1.26	1.35	1.43	1.51	1.59	1.67	LF12N16R44	LF12A16R44	
				31	32	32	32	32	32	32			
Purple 3/32", 0.094"		40-55	1.27	1.39	1.50	1.61	1.71	1.80	1.89	1.98	LF12N16R06	LF12A16R06	
			30	31	32	33	33	34	34	34			
17 Degree Powder Blue	Blue 5/64", 0.078"		41-55	0.97	1.05	1.12	1.19	1.25	1.31	1.37	LF12N17B05	--	
				27	31	30	33	33	33	33			
	Orange 44 Drill, 0.086"		49-60	1.17	1.26	1.35	1.43	1.51	1.59	1.67	LF12N17B44	LF12A17B44	
				31	33	34	34	34	34	33			
Purple 3/32", 0.094"		42-61	1.27	1.39	1.50	1.61	1.71	1.80	1.89	1.98	LF12N17B06	--	
			31	33	34	35	36	35	36	36			
21 Degree Olive Green	Orange 44 Drill, 0.086"		60-74	1.17	1.26	1.35	1.43	1.51	1.59	1.67	LF12N21G44	--	
				34	34	34	35	35	35	35			
	Purple 3/32", 0.094"		50-75	1.27	1.39	1.50	1.61	1.71	1.80	1.89	1.98	LF12N21G06	LF12A21G06
				33	34	35	35	35	35	35	36		
Yellow 38 Drill, 0.102"		53-72	1.49	1.63	1.77	1.89	2.00	2.12			LF12N21G38	LF12A21G38	
			34	35	36	36	36	36					

LF1200 Pre-assembled Sprinklers come 100/case and 1,200/pallet.
Standard ACME body listed. Call for Model Numbers with Anti-Theft ACME body. 1-800-HELLO-AG

Performance data based on 12 inch riser.

LF1200 Performance Data

Metric Measurements

Matrix of Assemblies	Deflector	Nozzle	Stream Height (cm)	Flow Rate at Standard Pressures (l/h)								Model Number		
				Throw Radius at Standard Pressure (m)								NPT	ACME	
				1.7 bar	2.1 bar	2.4 bar	2.8 bar	3.1 bar	3.5 bar	3.8 bar	4.2 bar			
Matrix of Assemblies	6 Degree Dark Purple	Orange 44 Drill, 0.086"	35-50		266	286	307	325	343	361	379	LF12N06P44	--	
				6.9	6.9	7.5	7.5	7.8	7.8	7.8				
		Purple 3/32", 0.094"	35-53	288	316	341	366	388	409	429	450	LF12N06P06	LF12A06P06	
					6.6	7.2	7.2	7.8	7.8	8.4	7.8	8.1		
		Yellow 38 Drill, 0.102"	40-53	338	370	402	429	454	481			LF12N06P38	--	
					6.9	7.5	7.5	8.1	8.1	8.4				
	10 Degree White	Blue 5/64", 0.078"	48-73		220	238	254	270	284	298	311	LF12N10W05	LF12A10W05	
					7.5	7.8	7.8	8.1	8.1	8.1	8.1			
		Orange 44 Drill, 0.086"	60-83		266	286	307	325	343	361	379	LF12N10W44	LF12A10W44	
						7.5	8.1	8.1	8.4	8.1	9.0	8.7		
		Purple 3/32", 0.094"	55-86	288	316	341	366	388	409	429	450	LF12N10W06	--	
					7.8	8.4	8.4	8.4	8.7	8.7	8.7	8.7		
	Yellow 38 Drill, 0.102"	60-86	338	370	402	429	454	481			LF12N10W38	LF12A10W38		
				8.1	8.7	8.4	9.3	9.0	9.0					
12 Degree Cyan Blue	Orange 44 Drill, 0.086"	71-99		266	286	307	325	343	361	379	LF12N12B44	LF12A12B44		
				8.1	8.4	8.7	8.7	8.7	9.0	9.0				
	Purple 3/32", 0.094"	71-101	288	316	341	366	388	409	429	450	LF12N12B06	LF12A12B06		
				8.1	8.7	9.0	9.3	9.3	9.39	9.6	9.6			
	Yellow 38 Drill, 0.102"	76-109	338	370	402	429	454	481			LF12N12B38	LF12A12B38		
				8.4	9.0	9.6	9.6	9.6	9.6					
12 Degree Pink	Green 7/64", 0.109"	76-104	384	420	454	488					LF12N12P07	LF12A12P07		
				9.0	9.6	9.9	10.2							
	Tan 30 Drill, 0.117"	86-111	447	493	534	575					LF12N12P30	LF12A12P30		
				9.3	9.9	10.2	10.5							
16 Degree Red	Blue 5/64", 0.078"	116-149				254	270	284	298	311	LF12N16R05	LF12A16R05		
						9.0	9.3	9.0	9.3	9.3				
	Orange 44 Drill, 0.086"	106-139		266	286	307	325	343	361	379	LF12N16R44	LF12A16R44		
					9.3	9.6	9.6	9.6	9.6	9.6	9.6			
	Purple 3/32", 0.094"	101-139	288	316	341	366	388	409	429	450	LF12N16R06	LF12A16R06		
				9.0	9.3	9.6	9.9	9.9	10.2	10.2	10.2			
	Yellow 38 Drill, 0.102"	101-139	338	370	402	429	454	481			LF12N16R38	LF12A16R38		
				9.0	9.3	9.9	9.9	9.9	9.6					
17 Degree Powder Blue	Blue 5/64", 0.078"	104-139		220	238	254	270	284	298	311	LF12N17B05	--		
				8.1	9.3	9.0	9.9	9.9	9.9	9.9				
	Orange 44 Drill, 0.086"	124-152		266	286	307	325	343	361	379	LF12N17B44	LF12A17B44		
					9.3	9.9	10.2	10.2	10.2	10.2	9.9			
	Purple 3/32", 0.094"	106-154	288	316	341	366	388	409	429	450	LF12N17B06	--		
				9.3	9.9	10.2	10.5	10.8	10.5	10.8	10.8			
	Yellow 38 Drill, 0.102"	109-154	338	370	402	429	454	481			LF12N17B38	--		
				9.6	10.2	10.5	10.8	10.8	11.1					
21 Degree Olive Green	Orange 44 Drill, 0.086"	152-187		266	286	307	325	343	361	379	LF12N21G44	--		
				10.2	10.2	10.2	10.5	10.5	10.5	10.5				
	Purple 3/32", 0.094"	127-190	288	316	341	366	388	409	429	450	LF12N21G06	LF12A21G06		
				9.9	10.2	10.5	10.5	10.5	10.5	10.5	10.8			
	Yellow 38 Drill, 0.102"	134-182	338	370	402	429	454	481			LF12N21G38	LF12A21G38		
				10.2	10.5	10.8	10.8	10.8	10.8					

LF1200 Pre-assembled Sprinklers come 100/case and 1,200/pallet.
Standard ACME body listed. Call for Model Numbers with Anti-Theft ACME body. 1-800-HELLO-AG

Performance data based on 30cm riser.

LF2400 Performance Data

US Measurements

Matrix of Assemblies	Deflector	Nozzle	Stream Height (in.)	Flow Rate at Standard Pressures (gpm)								Model Number	
				Throw Radius at Standard Pressure (feet)								NPT	ACME
				25 psi	30 psi	35 psi	40 psi	45 psi	50 psi	55 psi	60 psi		
	Green 7/64", 0.109"		20-38	1.69	1.85	2.00	2.15	2.28	2.45	2.57	2.70	LF24N10L07	LF24A10L07
				27	29	30	32	33	34	34	35		
	Tan 30 Drill, 0.117"		24-38	1.97	2.17	2.35	2.53	2.67	2.81	2.95	3.09	LF24N10L30	LF24A10L30
				29	30	32	33	34	35	35	36		
	Red 1/8", 0.125"		42-41	2.24	2.50	2.70	2.89	3.07	3.20	3.36	3.52	LF24N10L08	--
30				32	33	34	35	36	36	36			
Black 29 Drill, 0.133"		30-48	2.52	2.81	3.03	3.25	3.45	3.60	3.75	3.88	LF24N10L29	LF24A10L29	
			30	32	33	35	35	36	36	37			
Silver 9/64", 0.141"		32-44	2.93	3.27	3.53	3.78	4.02				LF24N10L09	--	
			32	34	35	36	37						
	Green 7/64", 0.109"		28-50	1.69	1.85	2.00	2.15	2.28	2.45	2.57	2.70	LF24N13M07	LF24A13M07
				30	31	32	33	34	34	35	35		
	Tan 30 Drill, 0.117"		30-48	1.97	2.17	2.35	2.53	2.67	2.81	2.95	3.09	LF24N13M30	--
				31	32	33	36	35	36	36	36		
	Red 1/8", 0.125"		32-49	2.24	2.50	2.70	2.89	3.07	3.20	3.36	3.52	LF24N13M08	LF24A13M08
31				33	34	35	36	37	38	37			
Black 29 Drill, 0.133"		33-50	2.52	2.81	3.03	3.25	3.45	3.60	3.75	3.88	LF24N13M29	--	
			32	33	34	35	36	36	37	37			
Silver 9/64", 0.141"		38-54	2.93	3.27	3.53	3.78	4.02				LF24N13M09	LF24A13M09	
			33	36	37	38	39						
	Green 7/64", 0.109"		32-50	1.69	1.85	2.00	2.15	2.28	2.45	2.57	2.70	LF24N15T07	LF24A15T07
				31	32	33	34	35	35	36	37		
	Tan 30 Drill, 0.117"		28-50	1.97	2.17	2.35	2.53	2.67	2.81	2.95	3.09	LF24N15T30	--
				30	33	34	36	36	36	37	37		
	Red 1/8", 0.125"		35-54	2.24	2.50	2.70	2.89	3.07	3.20	3.36	3.52	LF24N15T08	--
32				34	35	37	37	37	37	37			
Black 29 Drill, 0.133"		40-67	2.52	2.81	3.03	3.25	3.45	3.60	3.75	3.88	LF24N15T29	--	
			32	36	37	38	38	39	39	40			
Silver 9/64", 0.141"		42-57	2.93	3.27	3.53	3.78	4.02				LF24N15T09	LF24A15T09	
			34	36	37	39	39						
	Green 7/64", 0.109"		63-95	1.69	1.85	2.00	2.15	2.28	2.45	2.57	2.70	LF24N22G07	LF24A22G07
				36	38	38	38	39	39	39	39		
	Tan 30 Drill, 0.117"		64-97	1.97	2.17	2.35	2.53	2.67	2.81	2.95	3.09	LF24N22G30	LF24A22G30
				36	38	39	40	41	41	41	42		
	Red 1/8", 0.125"		67-100	2.24	2.50	2.70	2.89	3.07	3.20	3.36	3.52	LF24N22G08	LF24A22G08
36				39	40	41	41	43	43	44			
Black 29 Drill, 0.133"		74-120	2.52	2.81	3.03	3.25	3.45	3.60	3.75	3.88	LF24N22G29	LF24A22G29	
			38	41	42	42	43	44	44	44			
Silver 9/64", 0.141"		72-102	2.93	3.27	3.53	3.78	4.02				LF24N22G09	LF24A22G09	
			39	40	43	44	45						

LF2400 Pre-assembled Sprinklers come 100/case and 1,200/pallet.
Standard ACME body listed. Call for Model Numbers with Anti-Theft ACME body. 1-800-HELLO-AG

Performance data based on 12 inch riser.

LF2400 Performance Data

Metric Measurements

Matrix of Assemblies	Deflector	Nozzle	Stream Height (cm)	Flow Rate at Standard Pressures (l/h)								Model Number	
				Throw Radius at Standard Pressure (m)								NPT	ACME
				1.7 bar	2.1 bar	2.4 bar	2.8 bar	3.1 bar	3.5 bar	3.8 bar	4.2 bar		
Matrix of Assemblies	10 Degree Lime	Green 7/64", 2.76mm	50-96	384	420	454	488	518	556	584	613	LF24N10L07	LF24A10L07
				8.1	8.7	9.0	9.6	9.9	10.2	10.2	10.5		
		Tan 30 Drill, 2.97mm	60-96	447	493	534	575	606	638	670	702	LF24N10L30	LF24A10L30
				8.7	9.0	9.6	9.9	10.2	10.5	10.5	10.8		
		Red 1/8", 3.18mm	60-104	509	568	613	656	697	727	763	799	LF24N10L08	--
	9.0			9.6	9.9	10.2	10.5	10.8	10.8	10.8			
	Black 29 Drill, 3.38mm	76-121	572	638	688	738	784	818	852	881	LF24N10L29	LF24A10L29	
			9.0	9.6	9.9	10.5	10.5	10.8	10.8	11.1			
	Silver 9/64", 3.57mm	81-111	665	743	802	858	913				LF24N10L09	--	
			9.6	10.2	10.5	10.8	11.1						
	13 Degree Maroon	Green 7/64", 2.76mm	71-127	384	420	454	488	518	556	584	613	LF24N13M07	LF24A13M07
				9.0	9.3	9.6	9.9	10.2	10.2	10.5	10.5		
		Tan 30 Drill, 2.97mm	76-121	447	493	534	575	606	638	670	702	LF24N13M30	--
				9.3	9.6	9.9	10.8	10.5	10.8	10.8	10.8		
		Red 1/8", 3.18mm	81-127	509	568	613	656	697	727	763	799	LF24N13M08	LF24A13M08
9.3	9.9			10.2	10.5	10.8	11.1	11.4	11.1				
Black 29 Drill, 3.38mm	86-127	572	638	688	738	784	818	852	881	LF24N13M29	--		
		9.6	9.9	10.2	10.5	10.8	10.8	11.1	11.1				
Silver 9/64", 3.57mm	96-137	665	743	802	858	913				LF24N13M09	LF24A13M09		
		9.9	10.8	11.1	11.4	11.7							
15 Degree Tangerine	Green 7/64", 2.76mm	81-127	384	420	454	488	518	556	584	613	LF24N15T07	LF24A15T07	
			9.3	9.6	9.9	10.2	10.5	10.5	10.8	11.1			
	Tan 30 Drill, 2.97mm	71-127	447	493	534	575	606	638	670	702	LF24N15T30	--	
			9.0	9.9	10.2	10.8	10.8	10.8	11.1	11.1			
	Red 1/8", 3.18mm	88-137	509	568	613	656	697	727	763	799	LF24N15T08	--	
9.6			10.2	10.5	11.1	11.1	11.1	11.1	11.1				
Black 29 Drill, 3.38mm	101-170	572	638	688	738	784	818	852	881	LF24N15T29	--		
		9.6	10.8	11.1	11.4	11.4	11.7	11.7	12.0				
Silver 9/64", 3.57mm	106-144	665	743	802	858	913				LF24N15T09	LF24A15T09		
		10.2	10.8	11.1	11.7	11.7							
22 Degree Dark Green	Green 7/64", 2.76mm	160-241	384	420	454	488	518	556	584	613	LF24N22G07	LF24A22G07	
			10.8	11.4	11.4	11.4	11.7	11.7	11.7	11.7			
	Tan 30 Drill, 2.97mm	162-246	447	493	534	575	606	638	670	702	LF24N22G30	LF24A22G30	
			10.8	11.4	11.7	12.0	12.3	12.3	12.3	12.6			
	Red 1/8", 3.18mm	170-254	509	568	613	656	697	727	763	799	LF24N22G08	LF24A22G08	
10.8			11.7	12.0	12.3	12.3	12.9	12.9	13.2				
Black 29 Drill, 3.38mm	287-304	572	636	688	738	784	818	852	881	LF24N22G29	LF24A22G29		
		11.4	12.3	12.6	12.6	12.9	13.2	13.2	13.2				
Silver 9/64", 3.57mm	182-259	665	743	802	858	913				LF24N22G09	LF24A22G09		
		11.7	12.0	12.9	13.2	13.5							

LF2400 Pre-assembled Sprinklers come 100/case and 1,200/pallet.
Standard ACME body listed. Call for Model Numbers with Anti-Theft ACME body. 1-800-HELLO-AG

Performance data based on 30cm riser.

LF2400 Long Range Performance Data

US Measurements

Matrix of Assemblies	Deflector	Nozzle	Stream Height (in.)	Flow Rate at Standard Pressures (gpm)									Model Number		
				Throw Radius at Standard Pressure (feet)									½" NPT	ACME	ACME w/¾" NPT ADAPTER
				25 psi	30 psi	35 psi	40 psi	45 psi	50 psi	55 psi	60 psi				
	Silver 9/64" 0.143"		76-116	2.93	3.27	3.53	3.78	4.02	4.23	4.43	4.63	LF24N27B09	LF24A27B09	LF24A27B09A	
				38	40	40	42	44	45	46	46				
	Brown 5/32" 0.156"		78-118	3.64	3.99	4.31	4.60	4.88	5.15	5.40	5.64	LF24N27B10	LF24A27B10	LF24A27B10A	
				38	40	42	44	44	45	46	46				
	Dark Grey 11/64" 0.172"		80-120	4.40	4.82	5.21	5.57	5.91	6.23	6.53	6.82	LF24N27B11	LF24A27B11	LF24A27B11A	
				40	42	44	47	48	48	48	50				

Metric Measurements

Matrix of Assemblies	Deflector	Nozzle	Stream Height (cm)	Flow Rate at Standard Pressures (l/h)								Model Number		
				Throw Radius at Standard Pressure (m)								½" NPT	ACME	ACME w/¾" NPT ADAPTER
				1.7 bar	2.1 bar	2.4 bar	2.8 bar	3.1 bar	3.5 bar	3.8 bar	4.2 bar			
	Silver 9/64" 3.63mm		193-295	665	743	802	858	913	961	1,006	1,052	LF24N27B09	LF24A27B09	LF24A27B09A
				11.6	12.2	12.2	12.8	13.4	13.7	14.0	14.0			
	Brown 5/32" 3.97mm		198-300	827	906	979	1,045	1,108	1,170	1,226	1,281	LF24N27B10	LF24A27B10	LF24A27B10A
				11.6	12.2	12.8	13.4	13.4	13.7	14.0	14.0			
	Dark Grey 11/64" 4.37mm		203-305	999	1,095	1,183	1,265	1,265	1,415	1,483	1,549	LF24N27B11	LF24A27B11	LF24A27B11A
				12.2	12.8	13.4	14.3	14.6	14.6	14.6	15.2			

Options for Male ACME Body Adapter (see p.44 for more detail)

ACME x ¾" Male NPT Adapter - Model: LFACME3/4
 ACME x 20mm x 25mm Female Slip Adapter - Model: LFACME20MM
 LF2400 Long Range Pre-assembled Sprinklers come 100/case and 1,200/pallet.






Performance data based on 12 inch riser (30cm) riser.
 Standard ACME body listed. Call for Model Numbers with Anti-Theft ACME body:
 1-800-HELLO-AG








How to Order LF Series – Build Your Own










LF1200 22-50 ft (6.6 to 15.2m) Radius						
		Description	Ordering Increment	Case QTY	Pallet QTY	Model Number
Bodies		NPT Body	100	100	1,200	LFNPTBODY
		ACME Body (adapter required)	100	100	1,200	LFACMEBODY
		ACME Anti-Theft Body (adapter required)	100	100	1,200	LFTHFTBODY
		NPT Body with LF1200 Drive	100	100	1,200	LFBD12
Drive		Drive Only	100	100	1,200	LF12DRIVE
Bodies & Drives		NPT Body with LF1200 Drive	100	100	1,200	LFBD12
		Anti-Theft ACME Body with LF1200 Drive	100	100	1,200	LFBD12THFT
Nozzles		Blue, 5/64", 0.078", 1.98mm	200	2,000	120,000	LFN05
		Orange, 44 Drill, 0.086", 2.18mm	200	2,000	120,000	LFN44
		Purple, 3/32", 0.094", 2.39mm	200	2,000	120,000	LFN06
		Yellow, 38 Drill, 0.102", 2.59mm	200	2,000	120,000	LFN38
		Green, 7/64", 0.109", 2.76mm	200	2,000	120,000	LFN07
		Tan, 30 Drill, 0.117", 2.97mm	200	2,000	120,000	LFN30
Deflectors		6 Degree Dk. Purple	200	1,600	62,400	LF12D06P
		10 Degree White	200	1,600	62,400	LF12D10W
		12 Degree Cyan Blue	200	1,600	62,400	LF12D12B
		12 Degree Pink	200	1,600	62,400	LF12D12P
		16 Degree Red	200	1,600	62,400	LF12D16R
		17 Degree Powder Blue	200	1,600	62,400	LF12D17B
		21 Degree Olive Green	200	1,600	62,400	LF12D21G


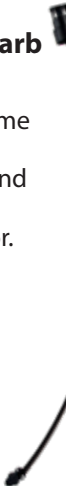









LF2400 22-50 ft (6.6 to 15.2m) Radius						
		Description	Ordering Increment	Case QTY	Pallet QTY	Model Number
Bodies		NPT Body	100	100	1,200	LFNPTBODY
		ACME Body (adapter required)	100	100	1,200	LFACMEBODY
		ACME Anti-Theft Body (adapter required)	100	100	1,200	LFTHFTBODY
		Anti-Theft Screwdriver	1	144	5,184	LFSCRWDRVR
Drive		Drive Only	100	100	1,200	LF24DRIVE
Bodies & Drives		NPT Body with LF2400 Drive	100	100	1,200	LFBD24
		Anti-Theft ACME Body with LF2400 Drive	100	100	1,200	LFBD24THFT
Nozzles		Green, 7/64", 0.109", 2.76mm	200	2,000	120,000	LFN07
		Tan, 30 Drill, 0.117", 2.97mm	200	2,000	120,000	LFN30
		Red, 1/8", 0.125", 3.18mm	200	2,000	120,000	LFN08
		Black, 29 Drill, 0.133", 3.38mm	200	2,000	120,000	LFN29
		Silver, 9/64", 0.141", 3.57mm	200	2,000	120,000	LFN09
Deflectors		10 Degree Lime	200	1,600	62,400	LF24D10L
		13 Degree Maroon	200	1,600	62,400	LF24D13M
		15 Degree Tangerine	200	1,600	62,400	LF24D15T
		22 Degree Dark Green	200	1,600	62,400	LF24D22G

LF2400LR 22-50 ft (6.6 to 15.2m) Radius						
		Description	Ordering Increment	Case QTY	Pallet QTY	Model Number
Bodies		NPT Body	100	100	1,200	LFNPTBODY
		ACME Body (adapter required)	100	100	1,200	LFACMEBODY
		ACME Anti-Theft Body (adapter required)	100	100	1,200	LFTHFTBODY
		Anti-Theft Screwdriver	1	144	5,184	LFSCRWDRVR
Drive		Drive Only	100	100	1,200	LF24DRIVE
Bodies & Drives		NPT Body with LF2400 Drive	100	100	1,200	LFBD24
		Anti-Theft ACME Body with LF2400 Drive	100	100	1,200	LFBD24THFT
Nozzles		Silver, 9/64", 0.141", 3.57mm	200	2,000	120,000	LFN09
		Brown, 5/32", 0.156", 3.97mm	200	2,000	120,000	LFN10
		Dark Grey, 11/64", 0.172", 4.37mm	200	2,000	120,000	LFN11
Deflectors		27 Degree Black	200	1,600	62,400	LFD27B



Accessories for Dripline and Tubing		
<p>Vine Clips</p> <p>Rain Bird® Vine Clips make it a snap to attached dripline to various vine or trellis applications to ensure precision water placement. Its low-profile design and durable construction make these clips ideal for vineyards that employ mechanical harvesting.</p> <p>MODELS</p> <ul style="list-style-type: none"> • 16-18mm Model CLIP1618 • 20mm Model CLIP20 	<p>Clip Plugs</p> <p>Rain Bird® Clip Plugs enable easy customization of water flow. The unique ratchet closing mechanism ensures a tight fit, prevents leaks and allows you the flexibility to use these same clips on driplines ranging from 16-20mm in diameter.</p> <p>MODEL</p> <p>H5CLIPPLUG</p> 	<p>Tubing Goof Plug</p> <p>Rain Bird® Tubing Goof Plug allows you plug unwanted holes or mistakes. Whether you're moving a sprinkler or on-line emitter that was barbed into PE Tubing, or just trying to close up an accidental hole-punch this goof plug is a great solution.</p> <p>MODELS</p> <ul style="list-style-type: none"> • 5mm Goof Plug (LFX300) Model LFXP • 10mm Goof Plug (LFX600) Model LF10P 
Adapters for LFX High Performance Sprinklers		
<p>Universal Stake Adapter</p> <p>Rain Bird® Universal Stake Adapter is highly versatile and can easily attach to both small and large stake diameters. Works with a wide variety of stakes including stainless steel, fiberglass, and PVC. Quickly add or relocate sprinklers in the field as needed. Reduce stocking SKUs by moving to this adapter.</p> <p>MODELS</p> <ul style="list-style-type: none"> • Imperial: 1/4", 5/16", 1/2" or 3/4" Model LFXUSA • Metric: 6.4mm, 8mm, 12.7mm, 19mm Model LFXUSAM 	<p>Male ACME to Male NPT Adapter</p> <p>Rain Bird® Male ACME to Male NPT Adapter makes it easy to adapt our LFX Sprinklers to any solid-set riser for use in a variety of applications from irrigation to climate control.</p> <p>MODELS</p> <ul style="list-style-type: none"> • 3/8" Male NPT by ACME Model: LFXACX38NPT • 1/2" Male NPT by ACME Model: LFXACXNPT 	<p>ACME to Slip Adapter</p> <p>Rain Bird® ACME Slip Adapter converts female ACME connection to PVC weld slip fit, and is designed to be glued to a pressurized PVC riser. Works with our LFX Sprinklers for use in a variety of applications from irrigation to climate control.</p> <p>MODELS</p> <ul style="list-style-type: none"> • US (Imperial) Gray: 1/2" or 3/4" Model LFXACX12 • International (Metric) - White: 20mm or 25mm Model LFXACX20MM 
Accessories for LFX High Performance Sprinklers		
<p>Edge Guard / Road Guard</p> <p>Rain Bird® Edge Guards help reduce water waste by keeping water where it needs to be and not along the road, walkways or other undesired areas. Applied to any LFX Sprinkler, our Edge Guards convert a full circle irrigation pattern to 190 degrees.</p> <p>MODEL</p> <p>LFXG</p> 	<p>One-Sided Stream Splitter</p> <p>Rain Bird® One-Sided Stream Splitter allows you to easily control water flow and direct it away from tree trunks and other unwanted areas with precision by creating a single 30 degree dry wedge.</p> <p>MODEL</p> <p>LFXSS1</p> 	<p>Two-Sided Stream Splitter</p> <p>Rain Bird® Two-Sided Stream Splitter allows you to easily control water flow and direct it away from tree trunks and other unwanted areas with precision by creating a (2) 30 degree dry wedges.</p> <p>MODEL</p> <p>LFXSS2</p> 

Assemblies and Distribution Tubing for LFX High Performance Sprinklers	
<p>Pre-Cut Feedtube Assembly</p> <p>Rain Bird® Pre-Cut Feedtube Assembly saves time and labor. It is made of highly flexible and durable polyethylene to enable easy placement. Need stakes too? We also sell our Pre-Cut Tubing Pre-Assembled to our Universal Stake Adapters which can accommodate both small and large diameter stakes (and will save you even more time).</p> <p>5MM BARB (LFX300) MODELS</p> <ul style="list-style-type: none"> • 30" (76cm) Lead Model LFX5FTA30 • 42" (106.7cm) Lead Model LFX5FTA42 <p>10MM BARB (LFX600) MODELS</p> <ul style="list-style-type: none"> • 36" (76cm) Lead Model LFX10FTA36 • 48" (106.7cm) Lead Model LFX10FTA48 	<p>Pre-Cut Feedtube Assembly with Pre-Attached Universal Stake Adapter + Barb</p> <p>Rain Bird® Pre-Cut Feedtube Assembly with Pre-Attached Universal Stake Adapter + Barb saves time and labor. Whether you're doing a new install or making in-field adjustments, the highly flexible and durable polyethylene tubing enables easy placement, while the pre-assembly saves on labor.</p> <p>5MM BARB (LFX300) MODELS</p> <ul style="list-style-type: none"> • 30" (76cm) Lead Model LFX5SAA30 • 42" (106.7cm) Lead Model LFX5SAA42 <p>10MM BARB (LFX600) MODELS</p> <ul style="list-style-type: none"> • 36" (76cm) Lead Model LFX10SAA36 • 48" (106.7cm) Lead Model LFX10SAA48 
<p>Pre-Cut Fiberglass Stakes (LFX300)</p> <p>Rain Bird® Pre-Cut Fiberglass Stakes work with our Universal Stake Adapter and LFX Sprinklers to install low flow irrigation in a variety of different applications.</p> <p>MODELS</p> <ul style="list-style-type: none"> • 24" (61cm) long, 1/4" (6.4mm) Diameter Model LFXSF124 • 24" (61cm) long, 5/16" (8mm) Diameter Model LFXSF224 	<p>1/2" (13mm) PVC Stake Assembly (LFX300)</p> <p>Factory assembled with PVC, stake, 5mm feedtube, universal adapter, and 5mm barb</p> <p>MODELS</p> <ul style="list-style-type: none"> • 30" (76cm) Lead Model LFXPVCA30 • 42" (106.7cm) Lead Model LFXPVCA42 
<p>3/4" (19mm) PVC Stake Assembly (LFX600)</p> <p>Factory assembled with PVC, stake, 10mm feedtube, universal adapter, and 10mm barb</p> <p>MODELS</p> <ul style="list-style-type: none"> • 36" (91.4cm) Tubing Lead Model LFXPVCA236 • 48" (122cm) Tubing Lead Model LFXPVCA248 	<p>Distribution Tubing</p> <p>Rain Bird® distribution tubing increases installation flexibility by allowing growers to adjust and customize the output device location.</p> <p>MODELS</p> <ul style="list-style-type: none"> • 5mm Blank Tubing - 500' Coil (LFX300) Model LFXT550 • 10mm Blank Tubing - 1,000' Coil (LFX600) Model LFXT1010 
<p>Tubing Barbs</p> <ul style="list-style-type: none"> • 5mm Tubing Barb (LFX300) Model LFX05B • 10mm Tubing Barb (LFX600) Model LFX10B 	

Adapters for LF™ Series		
<p>Female ACME to Female NPT Adapter</p>	<p>ACME x Male NPT Adapter</p>	<p>ACME to Slip Adapter</p>
<p>Rain Bird® Female ACME to Female NPT Adapter makes it easy to install our LF Sprinklers on any hand move pipe. Buy in bulk and use for any application that requires a Female x Female Adapter ex: mini regulators or drain checks.</p>	<p>Rain Bird® ACME to ½" Male NPT Adapter makes it easy to adapt our LF Sprinklers to any riser for use in a variety of applications from irrigation to climate control.</p>	<p>Rain Bird® ACME Slip Adapter converts female ACME connection to PVC weld slip fit, and is designed to be glued to a pressurized PVC riser. Works with our LF Sprinklers for use in a variety of applications from irrigation to climate control.</p>
 <p>MODEL ACMEXFPT</p>	<p>MODELS</p> <ul style="list-style-type: none"> • ACME x Male 1/2" NPT Model LFACMEXNPT • ACME x Male 3/4" NPT Model LFACME3/4 	 <p>MODELS</p> <ul style="list-style-type: none"> • ACME x Male 1/2" x 3/4" Slip (Gray) Model LFACMEUS • ACME x 20mm x 25mm Slip (White) Model LFACME20MM

Accessories for LF™ Series		
<p>Edge Guard</p>	<p>Fully Assembled Anti-Theft LF™ Series</p>	
<p>Rain Bird® Edge Guards help eliminate washout and reduce water waste by keeping water where it needs to be and not along the road, walkways or other undesired areas. Applied to any LF Sprinkler, our Edge Guards convert a full circle irrigation pattern to 190 degrees.</p>	<p>LF Sprinklers can be ordered with an Anti-Theft Option. This includes a small screw that secures the sprinkler body to the drive for added in-field safety.</p>	
<p>MODEL LFEG</p>	<p>MODELS</p>	
<p>One-Sided Stream Splitter</p>	<ul style="list-style-type: none"> • LF 1200 ACME AT 10DEG WHT 05BL LF12T10W05 • LF 1200 ACME AT 12DEG BLU 06PL LF12T12B06 • LF 1200 ACME AT 12DEG PNK 07GN LF12T12P07 • LF 1200 ACME AT 16DEG RED 06PL LF12T16R06 • LF2400 ACME AT 13DEG MAR 07GRN LF24T13M07 • HORIZONTAL SCREW LFTHSCRH • VERTICAL SCREW LFTHFTSCRV 	
<p>Rain Bird® One-Sided Stream Splitter allows you to easily control water flow and direct it away from tree trunks and other unwanted areas with precision by creating a single 30 degree dry wedge.</p>		
<p>MODEL LFSS</p>		



Rain Bird introduced the first impact sprinkler to the market in 1933 (U.S. Patent 1,997,901), ushering in the era of efficient modern irrigation. Our commitment to offering superior impact sprinklers is as strong today as it was 80 years ago.



Impact Sprinklers



Rain Bird® agricultural impact sprinklers have set the industry standard, offering smooth performance and unmatched grit tolerance under the most demanding field conditions.

How to Order Impact Sprinklers

Sprinkler Only				XX = Nozzle Size					
Sprinkler without Nozzle	A01619	U.S. Standard		1/16"	51 DRILL	5/64"	3/32"	7/64"	
		Metric		1.59mm	1.70mm	1.98mm	2.38mm	2.78mm	
Assembled Sprinkler/Nozzle Factory Combination		Brass Straight Bore Nozzle	SBN-1	105780-XX	04	51	05	06	07
Sprinkler with Nozzle	A0162005			Item number for Nozzle Only		Available Nozzle Size. Use this number to complete the Nozzle item number			
SBN-1 5/64"		Item number for Sprinkler Only		Item number for Assembled Sprinkler and Nozzle, when available					

Option Guide (where available)

FP	Full or Part Circle	W	Single Nozzle Spreader Plugged
BPJ	Brass Precision Jet	E	Straightening Vane
ADJ	Adjustable Nozzle	LPN	Low Pressure Nozzle
DA	Distance Control Flap	LAN	Low Angle Nozzle Spreader Nozzle
H	Superior H bearing	P	Anodized Aluminum Arm
TNT	PTFE, Nylon, PTFE Washer Stack	PM	Plastic Bearing
PJ	Precision Jet Spoon	V	Wedge
D	Durable Plastic Arm and Body	F	Frost/Chemically Resistant Washers
LA	Low Angle	M	Male Bearing
WS	Single Nozzle Body		

Quick Reference Selection Guide

Full Circle Impact Sprinklers																								
Model	Drive	Arm	Spreader Nozzle Port	Operating Pressure Range (psi)	Bearing Size					Throw Radius (ft)														
					1/2" Male NPT	3/4" Male NPT	1" Female NPT	1" Male NPT	1-1/4" Male NPT	20	25	30	35	40	45	50	55	60	65	70	75	80	85	90
14VH	Wedge	Brass	No	20-60	•					29-38														
20JH	Spoon	Brass	No	35-60	•					38-44														
30H	Spoon	Brass	Yes	25-80		•				40-56														
30WH	Spoon	Brass	Plugged	25-80		•				40-56														
30FH	Spoon	Brass	Yes	25-80		•				39-43														
30FWH	Spoon	Brass	Plugged	25-80		•				39-43														
70CH	Spoon	Brass	Yes	40-80			•			57-82														

Full or Part Circle Impact Sprinklers																								
Model	Drive	Arm	Spreader Nozzle Port	Operating Pressure Range (psi)	Bearing Size					Throw Radius (ft)														
					1/2" Male NPT	3/4" Male NPT	1" Female NPT	1" Male NPT	1-1/4" Male NPT	25	30	35	40	45	50	55	60	65	70	75	80	85	90	95
25BPJ-FP-ADJ	Precision Jet	Brass	No	30-50	•					38-41														
25BPJ-FP-ADJ-DA-TNT	Precision Jet	Brass	No	30-50	•					38-41														
2045-PJ	Precision Jet	Plastic	No	25-60	•					22-45														
35A-TNT	Spoon	Brass	No	30-60		•				38-41														
35A-ADJ-TNT	Spoon	Brass	No	30-60		•				42-51														
65PJ	Precision Jet	Brass	No	50-80			•			57-65														
85EHD	Spoon	Brass	Yes	25-100					•	61-116														

14VH

1/2" (13mm) Full Circle, Brass, Wedge Drive Impact Sprinkler

Features

- Patented, self-flushing wedge drive
- Durable brass die-cast arm
- Stainless steel springs and fulcrum pin
- Chemically resistant washers

Benefits

- Wedge drive runs on smaller nozzles and lower pressures
- Self-flushing design reduces wear from grit
- Corrosion and grit resistant
- Built to last

Specifications

- Bearing: 1/2" (13mm) Male NPT, Brass
- Trajectory Angle: 23°
- Operating Range: 20-60 psi (1.4-4.1 bar)
- Flow Rate: .056-2.68 gpm (0.14-0.61 m³/h)
- Radius: 29-38 ft. (9.0-11.70 meters)
- Nozzle Port: 1/8" Female NPT



Straight Bore Nozzle (SBN-1) Performance*

psi@ Nozzle	NOZZLE SIZE (Stream Height: 6 ft.)									
	1/16"		51 DRILL		5/64"		3/32"		7/64"	
	Rad. (ft.)	Flow (gpm)	Rad. (ft.)	Flow (gpm)	Rad. (ft.)	Flow (gpm)	Rad. (ft.)	Flow (gpm)	Rad. (ft.)	Flow (gpm)
20	-	-	29	0.59	30	0.79	33	1.14	34	1.55
25	29	0.56	29	0.65	31	0.88	33	1.27	35	1.73
30	29	0.62	30	0.71	31	0.97	34	1.39	35	1.90
35	30	0.66	30	0.77	32	1.05	34	1.50	36	2.05
40	30	0.72	31	0.83	32	1.12	35	1.61	37	2.19
45	31	0.75	31	0.87	33	1.19	35	1.71	37	2.32
50	31	0.80	32	0.92	34	1.25	36	1.80	38	2.45
55	32	0.84	32	0.96	34	1.31	36	1.89	38	2.57
60	32	0.88	33	1.01	34	1.37	37	1.97	38	2.68

Straight Bore Nozzle (SBN-1) Performance*

bar@ Nozzle	NOZZLE SIZE (Stream Height: 1.8m)														
	1.59Mm (1/16")			1.70Mm (51 Drill)			1.98Mm (5/64")			2.38Mm (3/32")			2.78Mm (7/64")		
	Rad. (m)	Flow (l/s)	Flow (m ³ /h)	Rad. (m)	Flow (l/s)	Flow (m ³ /h)	Rad. (m)	Flow (l/s)	Flow (m ³ /h)	Rad. (m)	Flow (l/s)	Flow (m ³ /h)	Rad. (m)	Flow (l/s)	Flow (m ³ /h)
1.4	-	-	-	8.8	0.04	0.13	9.3	0.05	0.18	10.1	0.07	0.26	10.4	0.10	0.35
1.5	-	-	-	8.9	0.04	0.14	9.3	0.05	0.19	10.1	0.07	0.27	10.5	0.10	0.37
2.0	9.0	0.04	0.14	9.1	0.04	0.16	9.6	0.06	0.22	10.3	0.09	0.31	10.8	0.12	0.42
2.5	9.2	0.04	0.15	9.3	0.05	0.18	9.8	0.07	0.24	10.6	0.10	0.35	11.0	0.13	0.47
3.0	9.4	0.05	0.17	9.6	0.05	0.19	10.1	0.07	0.27	10.8	0.11	0.38	11.4	0.14	0.52
3.5	9.6	0.05	0.18	9.8	0.06	0.21	10.4	0.08	0.29	11.0	0.11	0.41	11.6	0.16	0.56
4.0	9.8	0.05	0.20	10.0	0.06	0.22	10.5	0.08	0.31	11.2	0.12	0.44	11.7	0.17	0.60
4.1	9.9	0.06	0.20	10.1	0.06	0.23	10.5	0.09	0.31	11.3	0.12	0.45	11.7	0.17	0.61

* Available without Nozzle or Assembled with 5/64" (05) Straight Bore Nozzle. All other Nozzles must be purchased separately. See Chart below.

Crop Applications



Item Numbers and Ordering Information

Sprinkler Only	
Sprinkler without Nozzle	A01619

Assembled Sprinkler Factory Combination	
Sprinkler with Nozzle SBN-1 5/64"	A0162005

Nozzle Only		XX = Nozzle Size						
U.S. Standard		1/16"	51 DRILL	5/64"	3/32"	7/64"	1/8"	
Metric		1.59mm	1.70mm	1.98mm	2.38mm	2.78mm	3.18mm	
Brass Straight Bore Nozzle	SBN-1	105780-XX	04	51	05	06	07	-

Bold nozzle size numbers denote the most common nozzle choices.

20JH

1/2" (13mm) Full Circle, Brass Impact Sprinkler

Features

- Durable brass die-cast arm
- Stainless steel springs and fulcrum pin
- Corrosion and grit resistant
- Chemically resistant PTFE washers

Benefits

- Spoon drive arm runs on larger nozzles and higher pressures
- Built to last

Specifications

- Bearing: 1/2" (13mm) Male NPT, Brass
- Trajectory Angle: 23°
- Operating Range: 35-60 psi (2.4-4.1 bar)
- Flow Rate: 2.05-5.47 gpm (0.47-1.24 m³/h)
- Radius: 38-44 ft. (11.6-13.4 meters)
- Nozzle Port: 1/8" Female NPT



Straight Bore Nozzle (SBN-1) Performance*								
psi @ Nozzle	NOZZLE SIZE (Stream Height: 6 ft.)							
	7/64"		1/8"		9/64"		5/32"	
	Rad. (ft.)	Flow (gpm)	Rad. (ft.)	Flow (gpm)	Rad. (ft.)	Flow (gpm)	Rad. (ft.)	Flow (gpm)
35	38	2.05	38	2.68	39	3.39	39	4.19
40	38	2.19	39	2.86	40	3.62	39	4.47
45	39	2.32	39	3.03	40	3.84	40	4.73
50	39	2.45	39	3.20	40	4.05	40	5.00
55	39	2.57	40	3.35	40	4.24	40	5.23
60	39	2.68	40	3.50	41	4.43	41	5.47

Straight Bore Nozzle with Vane (SBN-1V)*							
psi @ Nozzle	NOZZLE SIZE (Stream Height: 7 ft.)						
	1/8"		9/64"		5/32"		
	Rad. (ft.)	Flow (gpm)	Rad. (ft.)	Flow (gpm)	Rad. (ft.)	Flow (gpm)	
35	39	2.68	41	3.39	42	4.19	
40	40	2.86	41	3.62	42	4.47	
45	40	3.03	42	3.84	42	4.73	
50	41	3.20	42	4.05	43	5.00	
55	41	3.35	43	4.24	43	5.23	
60	41	3.50	43	4.43	44	5.47	

Straight Bore Nozzle (SBN-1) Performance* METRIC												
bar @ Nozzle	NOZZLE SIZE (Stream Height: 1.8m)											
	2.78mm (7/64")			3.18mm (1/8")			3.57mm (9/64")			3.97mm (5/32")		
	Rad. (m)	Flow (l/s)	Flow (m ³ /h)	Rad. (m)	Flow (l/s)	Flow (m ³ /h)	Rad. (m)	Flow (l/s)	Flow (m ³ /h)	Rad. (m)	Flow (l/s)	Flow (m ³ /h)
2.4	11.6	0.13	0.47	11.7	0.17	0.61	12.0	0.21	0.77	12.0	0.26	0.95
2.5	11.6	0.13	0.47	11.8	0.17	0.62	12.1	0.22	0.78	12.0	0.27	0.97
3.0	11.8	0.14	0.52	12.0	0.19	0.68	12.2	0.24	0.86	12.1	0.29	1.06
3.5	11.9	0.16	0.56	12.1	0.20	0.73	12.3	0.26	0.93	12.3	0.32	1.14
4.0	12.0	0.17	0.60	12.2	0.22	0.78	12.4	0.27	0.99	12.4	0.34	1.22
4.1	12.0	0.17	0.61	12.2	0.22	0.79	12.5	0.28	1.01	12.5	0.35	1.24

Straight Bore Nozzle with Vane (SBN-1V)* METRIC											
bar @ Nozzle	NOZZLE SIZE (Stream Height: 2.1m)										
	3.18mm (1/8")			3.57mm (9/64")			3.97mm (5/32")				
	Rad. (m)	Flow (l/s)	Flow (m ³ /h)	Rad. (m)	Flow (l/s)	Flow (m ³ /h)	Rad. (m)	Flow (l/s)	Flow (m ³ /h)		
2.4	12.0	0.17	0.61	12.5	0.21	0.77	12.8	0.26	0.95		
2.5	12.1	0.17	0.62	12.5	0.22	0.78	12.8	0.27	0.97		
3.0	12.3	0.19	0.68	12.8	0.24	0.86	13.0	0.29	1.06		
3.5	12.5	0.20	0.73	13.0	0.26	0.93	13.1	0.32	1.14		
4.0	12.5	0.22	0.78	13.2	0.27	0.99	13.3	0.34	1.22		
4.1	12.5	0.22	0.79	13.3	0.28	1.01	13.4	0.35	1.24		

* Available without Nozzle or Assembled with either a 7/64" (07) or 1/8" (08) Straight Bore Nozzle. All other Nozzles must be purchased separately. See Chart below.

Crop Applications



Item Numbers and Ordering Information

Sprinkler Only	
Sprinkler without Nozzle	A05840

Assembled Sprinkler/Nozzle Factory Combination	
Sprinkler with Nozzle SBN-1 7/64"	A0584107
Sprinkler with Nozzle SBN-1 1/8"	A0584108

Nozzle Only		XX = Nozzle Size				
		U.S. Standard	7/64"	1/8"	9/64"	5/32"
		Metric	2.78mm	3.18mm	3.57mm	3.97mm
Brass Straight Bore Nozzle	SBN-1	105780-XX	07	08	09	10
Brass Straight Bore Nozzle with Vane	SBN-1V	106160-XX	—	08	09	10

Bold nozzle size number denotes the most common nozzle choice.

30H / 30WH

3/4" (19mm) Full Circle, Brass Impact Sprinkler

Features

- Heavy duty brass construction
- Stainless steel springs and fulcrum pin
- Chemically resistant washers
- Dual nozzle ports
- 30H unit does not have a spreader plug
- 30WH unit has spreader plug

Benefits

- Wide range of flow rates
- Corrosion and grit resistant
- Built to last

Specifications

- Bearing: 3/4" (19mm) Male NPT, Brass
- Trajectory Angle: 27°
- Operating Range: 25-80 psi (1.7-5.5 bar)
- Flow Rate: 2.9-13.1 gpm (0.66-2.98 m3/h)
- Radius: 40-56 ft. (12.20-17.23 meters)
- Nozzle Port: 1/8" Female NPT
- Spreader Nozzle Port: 1/8" Female NPT



Brass Straight Bore Nozzle (SBN-3) with Plug Performance*

psi@ Nozzle	NOZZLE SIZE (Stream Height: 9 ft.)			
	9/64"	5/32"	11/64"	3/16"
	Rad. Flow (ft.) (gpm)	Rad. Flow (ft.) (gpm)	Rad. Flow (ft.) (gpm)	Rad. Flow (ft.) (gpm)
25	40 2.90	41 3.50	41 4.30	42 5.10
30	40 3.10	42 3.90	44 4.70	45 5.60
35	41 3.40	43 4.20	45 5.10	47 6.00
40	41 3.60	44 4.50	46 5.40	48 6.40
45	42 3.80	44 4.70	46 5.70	49 6.80
50	42 4.10	45 5.00	47 6.10	50 7.20
55	43 4.20	45 5.20	48 6.30	50 7.60
60	43 4.40	46 5.50	48 6.60	51 7.90
65	44 4.60	46 5.80	49 6.90	51 8.20
70	44 4.80	47 5.90	49 7.20	52 8.50
75	45 5.00	47 6.10	50 7.40	52 8.80
80	45 5.10	48 6.30	50 7.70	53 9.10

Brass Straight Bore Nozzle (SBN-3) with Spreader (LAN-1) Performance*

psi@ Nozzle	NOZZLE SIZE (Stream Height: 9 ft.)				
	9/64" x 3/32-7"	5/32" x 3/32-7"	11/64" x 3/32-7"	3/16" x 3/32-7"	3/16" x 1/8-20"
	Rad. Flow (ft.) (gpm)	Rad. Flow (ft.) (gpm)	Rad. Flow (ft.) (gpm)	Rad. Flow (ft.) (gpm)	Rad. Flow (ft.) (gpm)
25	40 4.20	41 4.80	41 5.60	42 6.40	42 7.40
30	40 4.60	42 5.30	44 6.10	45 7.00	45 8.10
35	41 4.90	43 5.70	45 6.60	47 7.50	47 8.70
40	41 5.20	44 6.10	46 7.00	48 8.10	48 9.30
45	42 5.60	44 6.50	46 7.40	49 8.50	49 9.90
50	42 5.90	45 6.80	47 7.90	50 9.00	50 10.40
55	43 6.10	45 7.10	48 8.20	50 9.40	50 10.90
60	43 6.40	46 7.40	48 8.60	51 9.90	51 11.40
65	44 6.70	46 7.80	49 8.90	51 10.20	51 11.80
70	44 6.90	47 8.10	49 9.30	52 10.70	52 12.30
75	45 7.20	47 8.30	50 9.60	52 11.00	52 12.70
80	45 7.50	48 8.70	50 10.00	53 11.50	53 13.10

Brass Straight Bore Nozzle with Vane (SBN-3V) with Plug Performance*

psi@ Nozzle	NOZZLE SIZE (Stream Height: 10 ft.)			
	9/64"	5/32"	11/64"	3/16"
	Rad. Flow (ft.) (gpm)	Rad. Flow (ft.) (gpm)	Rad. Flow (ft.) (gpm)	Rad. Flow (ft.) (gpm)
25	42 2.90	44 3.50	45 4.30	48 5.10
30	43 3.10	45 3.90	46 4.70	47 5.60
35	44 3.40	46 4.20	47 5.10	49 6.00
40	45 3.60	47 4.50	48 5.40	50 6.40
45	46 3.80	48 4.70	49 5.70	52 6.80
50	46 4.10	49 5.00	50 6.10	53 7.20
55	47 4.20	50 5.20	51 6.30	53 7.60
60	47 4.40	50 5.50	51 6.60	54 7.90
65	48 4.60	51 5.80	52 6.90	55 8.20
70	48 4.80	51 5.90	53 7.20	55 8.50
75	49 5.00	52 6.10	54 7.40	56 8.80
80	50 5.10	52 6.30	55 7.70	56 9.10

Brass Straight Bore Nozzle with vane (SBN-3v) with Spreader (LAN-1) Performance*

psi@ Nozzle	NOZZLE SIZE (Stream Height: 10 ft.)				
	9/64" x 3/32-7"	5/32" x 3/32-7"	11/64" x 3/32-7"	3/16" x 3/32-7"	3/16" x 1/8-20"
	Rad. Flow (ft.) (gpm)	Rad. Flow (ft.) (gpm)	Rad. Flow (ft.) (gpm)	Rad. Flow (ft.) (gpm)	Rad. Flow (ft.) (gpm)
25	42 4.20	44 4.80	45 5.60	45 6.40	46 7.40
30	43 4.60	45 5.30	46 6.10	47 7.00	47 8.10
35	44 4.90	46 5.70	47 6.60	49 7.50	49 8.70
40	45 5.20	47 6.10	48 7.00	50 8.10	50 9.30
45	46 5.60	48 6.50	49 7.40	52 8.50	52 9.90
50	46 5.90	49 6.80	50 7.90	53 9.00	53 10.40
55	47 6.10	50 7.10	51 8.20	54 9.40	54 10.90
60	47 6.40	50 7.40	51 8.60	54 9.90	54 11.40
65	48 6.70	51 7.80	52 8.90	55 10.20	55 11.80
70	48 6.90	51 8.10	53 9.30	55 10.70	55 12.30
75	49 7.20	52 8.30	54 9.60	56 11.00	56 12.70
80	50 7.50	52 8.70	55 10.00	56 11.50	56 13.10

* Nozzles must be purchased separately. See chart below.

Crop Applications



Item Numbers and Ordering Information

Sprinkler Only		
Sprinkler Without Nozzle, Without Plug	30H	A08401
Sprinkler without Nozzle, With Plug	30WH	A08411

Nozzle Only		XX = Nozzle Size							
		U.S. Standard	3/32"	7/64"	1/8"	9/64"	5/32"	11/64"	3/16"
		Metric	2.38mm	2.78mm	3.18mm	3.57mm	3.97mm	4.37mm	4.76mm
Brass Straight Bore Nozzle	SBN-3	105842-XX	—	—	—	09	10	11	12
Brass Straight Bore Nozzle with Vane	SBN-3V	106131-XX	—	—	—	09	10	11	12
Brass 7° Low Angle Spreader	LAN-1-7	100225-XX	06	07	08	09	10	—	—
Brass 20° Low Angle Spreader	LAN-1-20	100226-XX	06	07	08	09	10	—	—
Brass Plug		100255							

Bold nozzle size number denotes the most common nozzle choice.

30H / 30WH

30H Brass Straight Bore Nozzle (SBN-3) with Plug *										METRIC		
bar @ Nozzle	NOZZLE SIZE (Stream Height: 1.1m)											
	3.57MM (9/64")			3.97MM (5/32")			4.37MM (11/64")			4.76MM (3/16")		
	Rad. (m)	Flow (l/s)	Flow (m ² /h)	Rad. (m)	Flow (l/s)	Flow (m ² /h)	Rad. (m)	Flow (l/s)	Flow (m ² /h)	Rad. (m)	Flow (l/s)	Flow (m ² /h)
1.7	12.2	0.18	0.66	12.5	0.22	0.79	12.6	0.27	0.98	13.0	0.32	1.16
2.0	12.3	0.19	0.69	12.9	0.24	0.87	13.3	0.29	1.05	13.7	0.35	1.25
2.5	12.5	0.22	0.78	13.3	0.27	0.97	13.8	0.33	1.18	14.4	0.38	1.39
3.0	12.8	0.24	0.85	13.5	0.29	1.05	14.1	0.35	1.27	14.8	0.42	1.52
3.5	13.0	0.26	0.93	13.7	0.32	1.14	14.5	0.39	1.39	15.3	0.46	1.65
4.0	13.2	0.27	0.98	14.0	0.34	1.22	14.7	0.41	1.47	15.5	0.49	1.77
4.5	13.4	0.29	1.05	14.2	0.37	1.32	14.9	0.44	1.57	15.7	0.52	1.87
5.0	13.6	0.31	1.11	14.4	0.38	1.36	15.2	0.46	1.66	15.9	0.55	1.96
5.5	13.9	0.32	1.16	14.6	0.40	1.43	15.4	0.49	1.75	16.2	0.57	2.07

30H Brass Straight Bore Nozzle (SBN-3) with Spreader (LAN-1*)										METRIC					
bar @ Nozzle	NOZZLE SIZE (Stream Height: 1.1m)														
	3.57mm x 2.38mm (9/64" x 3/32") 7°			3.97mm x 2.38mm (5/32" x 3/32") 7°			4.37mm x 2.38mm (11/64" x 3/32") 7°			4.76mm x 2.38mm (3/16" x 3/32") 7°			4.76mm x 3.18mm (3/16" x 1/8") 20°		
	Rad. (m)	Flow (l/s)	Flow (m ² /h)	Rad. (m)	Flow (l/s)	Flow (m ² /h)	Rad. (m)	Flow (l/s)	Flow (m ² /h)	Rad. (m)	Flow (l/s)	Flow (m ² /h)	Rad. (m)	Flow (l/s)	Flow (m ² /h)
1.7	12.2	0.26	0.95	12.5	0.30	1.09	12.6	0.35	1.27	13.0	0.40	1.45	13.0	0.47	1.68
2.0	12.3	0.29	1.03	12.9	0.33	1.18	13.3	0.38	1.36	13.7	0.43	1.56	13.7	0.50	1.81
2.5	12.5	0.31	1.13	13.3	0.37	1.32	13.8	0.42	1.52	14.4	0.48	1.74	14.4	0.56	2.01
3.0	12.8	0.35	1.24	13.5	0.40	1.45	14.1	0.46	1.65	14.8	0.53	1.90	14.8	0.61	2.21
3.5	13.0	0.37	1.35	13.7	0.43	1.55	14.5	0.50	1.80	15.3	0.57	2.06	15.3	0.66	2.38
4.0	13.2	0.40	1.43	14.0	0.46	1.65	14.7	0.53	1.92	15.5	0.61	2.20	15.5	0.71	2.54
4.5	13.4	0.42	1.52	14.2	0.49	1.77	14.9	0.56	2.03	15.7	0.64	2.32	15.7	0.75	2.69
5.0	13.6	0.44	1.60	14.4	0.52	1.86	15.2	0.60	2.15	15.9	0.68	2.46	15.9	0.79	2.84
5.5	13.9	0.47	1.70	14.6	0.55	1.98	15.4	0.63	2.27	16.2	0.73	2.61	16.2	0.83	2.98

30H Brass Straight Bore Nozzle (SBN-3) with Plug *										METRIC		
bar @ Nozzle	NOZZLE SIZE (Stream Height: 3m)											
	3.57MM (9/64")			3.97MM (5/32")			4.37MM (11/64")			4.76MM (3/16")		
	Rad. (m)	Flow (l/s)	Flow (m ² /h)	Rad. (m)	Flow (l/s)	Flow (m ² /h)	Rad. (m)	Flow (l/s)	Flow (m ² /h)	Rad. (m)	Flow (l/s)	Flow (m ² /h)
1.7	13.0	0.18	0.66	13.4	0.22	0.79	13.7	0.27	0.98	14.0	0.32	1.16
2.0	13.2	0.19	0.69	13.7	0.24	0.87	14.0	0.29	1.05	14.4	0.35	1.25
2.5	13.6	0.22	0.78	14.1	0.27	0.97	14.4	0.33	1.18	15.0	0.38	1.39
3.0	14.0	0.24	0.85	14.5	0.29	1.05	14.8	0.35	1.27	15.7	0.42	1.52
3.5	14.2	0.26	0.93	15.0	0.32	1.14	15.3	0.39	1.39	16.2	0.46	1.65
4.0	14.4	0.27	0.98	15.3	0.34	1.22	15.6	0.41	1.47	16.5	0.49	1.77
4.5	14.6	0.29	1.05	15.6	0.37	1.32	15.9	0.44	1.57	16.8	0.52	1.87
5.0	14.9	0.31	1.11	15.8	0.38	1.36	16.3	0.46	1.66	17.0	0.55	1.96
5.5	15.2	0.32	1.16	16.0	0.40	1.43	16.8	0.49	1.75	17.2	0.57	2.07

30H Brass Straight Bore Nozzle (SBN-3) with Spreader (LAN-1*)										METRIC					
bar @ Nozzle	NOZZLE SIZE (Stream Height: 3m)														
	3.57mm x 2.38mm (9/64" x 3/32") 7°			3.97mm x 2.38mm (5/32" x 3/32") 7°			4.37mm x 2.38mm (11/64" x 3/32") 7°			4.76mm x 2.38mm (3/16" x 3/32") 7°			4.76mm x 3.18mm (3/16" x 1/8") 20°		
	Rad. (m)	Flow (l/s)	Flow (m ² /h)	Rad. (m)	Flow (l/s)	Flow (m ² /h)	Rad. (m)	Flow (l/s)	Flow (m ² /h)	Rad. (m)	Flow (l/s)	Flow (m ² /h)	Rad. (m)	Flow (l/s)	Flow (m ² /h)
1.7	13.0	0.26	0.95	13.4	0.30	1.09	13.9	0.35	1.27	13.9	0.40	1.45	13.9	0.47	1.68
2.0	13.2	0.29	1.03	13.7	0.33	1.18	14.0	0.38	1.36	14.4	0.43	1.56	14.4	0.50	1.81
2.5	13.6	0.31	1.13	14.1	0.37	1.32	14.4	0.42	1.52	15.0	0.48	1.74	15.0	0.56	2.01
3.0	14.0	0.35	1.24	14.5	0.40	1.45	14.8	0.46	1.65	15.7	0.53	1.90	15.7	0.61	2.21
3.5	14.2	0.37	1.35	15.0	0.43	1.55	15.3	0.50	1.80	16.2	0.57	2.06	16.2	0.66	2.38
4.0	14.4	0.40	1.43	15.3	0.46	1.65	15.6	0.53	1.92	16.5	0.61	2.20	16.5	0.71	2.54
4.5	14.6	0.42	1.52	15.6	0.49	1.77	15.9	0.56	2.03	16.8	0.64	2.32	16.8	0.75	2.69
5.0	14.9	0.44	1.60	15.8	0.52	1.86	16.3	0.60	2.15	17.0	0.68	2.46	17.0	0.79	2.84
5.5	15.2	0.47	1.70	16.0	0.55	1.98	16.8	0.63	2.27	17.2	0.73	2.61	17.2	0.83	2.98

* Nozzles must be purchased separately. See chart on previous page.



30FH / 30FWH

3/4" (19mm) Full Circle, Brass Impact Sprinkler

Features

- Heavy duty brass construction
- Stainless steel springs and fulcrum pin
- Chemically resistant, PTFE washers
- Dual nozzle ports

Benefits

- PTFE washers allow for faster rotation times with a smaller nozzle at lower pressures
- Wide range of flow rates
- Corrosion and grit resistant
- Built to last

Specifications

- Bearing: 3/4" (19mm) Male NPT, Brass
- Trajectory Angle: 27°
- Operating Range: 25-80 psi (1.7-5.5 bar)
- Flow Rate: 2.26-6.47 gpm (0.51-1.47 m³/h)
- Radius: 39-43 ft. (11.90-13.27 meters)
- Nozzle Port: 1/4" Female NPT
- Spreader Nozzle Port: 1/8" Female NPT



Straight Bore Nozzle (SBN-3) Performance*

psi@ Nozzle	NOZZLE SIZE (Stream Height: 9 ft.)	
	1/8"	
	Rad. (ft.)	Flow (gpm)
25	39	2.26
30	39	2.48
35	40	2.68
40	40	2.86
45	41	3.03
50	41	3.20
55	42	3.35
60	44	3.50
65	43	3.65
70	43	3.78
75	43	3.91
80	43	4.04

Straight Bore Nozzle (SBN-3) with Spreader (LAN-1-20) Performance*

psi@ Nozzle	NOZZLE SIZE (Stream Height: 9 ft.)	
	1/8" x 3/32-20°	
	Rad. (ft.)	Flow (gpm)
25	39	3.52
30	39	3.87
35	40	4.19
40	40	4.49
45	41	4.77
50	41	5.02
55	42	5.27
60	42	5.51
65	43	5.75
70	43	5.99
75	43	6.23
80	43	6.47

Straight Bore Nozzle (SBN-3) with Spreader (LAN-1-20) *

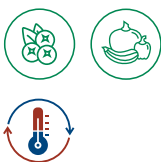
psi@ Nozzle	NOZZLE SIZE (Stream Height: 2.7m)		
	3.18mm (1/8")		
	Rad. (m)	Flow (l/s)	Flow (m ³ /h)
1.7	11.9	0.14	0.51
2.0	12.0	0.15	0.55
2.5	12.2	0.17	0.62
3.0	12.5	0.19	0.68
3.5	12.7	0.20	0.73
4.0	12.9	0.22	0.78
4.5	13.1	0.23	0.83
5.0	13.2	0.24	0.87
5.5	13.3	0.25	0.92

Straight Bore Nozzle (SBN-3) with Spreader (LAN-1-20) * METRIC

psi@ Nozzle	NOZZLE SIZE (Stream Height: 2.7m)		
	3.18mm x 2.38mm (1/8" x 3/32") 20°		
	Rad. (m)	Flow (l/s)	Flow (m ³ /h)
1.7	11.9	0.22	0.80
2.0	12.0	0.24	0.86
2.5	12.2	0.27	0.97
3.0	12.5	0.30	1.06
3.5	12.7	0.32	1.15
4.0	12.9	0.34	1.23
4.5	13.1	0.36	1.31
5.0	13.2	0.39	1.39
5.5	13.3	0.41	1.47

* Nozzles must be purchased separately. See chart below.

Crop Applications



Item Numbers and Ordering Information

Sprinkler Only		
Sprinkler without Nozzle	30FH	A08401F
Sprinkler without Nozzle with Plug	30FWH	A08901F

Nozzle Only			XX = Nozzle Size	
			U.S. Standard	1/8"
			Metric	3.18mm
Brass Straight Bore Nozzle 1/8"	SBN-3	105842-XX	3/32"	08
Brass 20° Low Angle Nozzle 3/32°	LAN-1-20	100226-XX	2.38mm	—
Brass Plug		100255		

Bold nozzle size number denotes the most common nozzle choice.

70CH

1" (25mm) Full Circle, Brass Impact Sprinkler

Features

- Heavy duty brass construction
- 70CH Female NPT Bearing
- Stainless steel springs and fulcrum pin
- Chemically resistant washers
- Dual nozzle ports

Benefits

- Low angle ideal for windy conditions
- Integral straightening vanes increase distance of throw
- Wide range of flow rates
- Corrosion and grit resistant
- Built to last

Specifications

- Bearing: 1" (25mm) Female NPT, Brass
- Trajectory Angle: 21°
- Operating Range: 40-80 psi (2.8-5.5 bar)
- Flow Rate: 8.8-45.8 gpm (2.00-10.40 m³/h)
- Radius: 57-82 ft. (17.39-25.01 meters)
- Nozzle Port: 3/8" Female NPT
- Spreader Nozzle Port: 3/8" Female NPT

(Spreader Nozzle Port requires Spreader Bushing to accept LAN-20 Nozzles)

Crop Applications



Straight Bore Nozzle (SBN-4) with Plug Performance*														
psi@ Nozzle	NOZZLE SIZE (Stream Height: 8 ft.)													
	7/32"		1/4"		9/32"		5/16"		11/32"		3/8"		13/32"	
	Rad. (ft.)	Flow (gpm)	Rad. (ft.)	Flow (gpm)	Rad. (ft.)	Flow (gpm)	Rad. (ft.)	Flow (gpm)	Rad. (ft.)	Flow (gpm)	Rad. (ft.)	Flow (gpm)	Rad. (ft.)	Flow (gpm)
40	57	8.80	60	11.50	62	14.60	65	17.70	66	21.10	68	24.40	70	28.50
45	58	9.40	61	12.20	64	15.50	66	18.90	68	22.50	70	26.00	72	30.40
50	59	9.90	62	12.90	65	16.30	68	20.00	70	23.80	71	27.50	73	32.30
55	60	10.40	63	13.60	66	17.20	70	21.00	71	25.00	73	29.10	75	34.00
60	61	10.90	64	14.20	67	18.00	71	22.00	73	26.20	74	30.60	77	35.70
65	62	11.40	65	14.80	68	18.80	72	23.00	74	27.40	76	32.00	78	37.30
70	63	11.80	66	15.40	70	19.50	73	23.90	76	28.50	77	33.20	79	38.90
75	64	12.20	67	16.00	71	20.30	74	24.80	77	29.60	78	34.50	81	40.40
80	65	12.60	68	16.50	72	20.90	75	25.70	78	30.60	80	35.70	82	41.80

Straight Bore Nozzle (SBN-4) with Spreader (LAN-1-20) Performance*														
psi@ Nozzle	NOZZLE SIZE (Stream Height: 8 ft.)													
	7/32" x 1/8-20"		1/4" x 1/8-20"		9/32" x 1/8-20"		5/16" x 1/8-20"		11/32" x 1/8-20"		3/8" x 1/8-20"		13/32" x 1/8-20"	
	Rad. (ft.)	Flow (gpm)	Rad. (ft.)	Flow (gpm)	Rad. (ft.)	Flow (gpm)	Rad. (ft.)	Flow (gpm)	Rad. (ft.)	Flow (gpm)	Rad. (ft.)	Flow (gpm)	Rad. (ft.)	Flow (gpm)
40	57	11.60	60	14.30	62	17.40	65	20.50	61	23.90	68	27.20	70	31.40
45	58	12.40	61	15.20	64	18.50	66	21.90	68	25.50	70	29.00	72	33.40
50	59	13.00	62	16.00	65	19.40	68	23.10	70	26.90	71	30.60	73	35.50
55	60	13.70	63	16.90	66	20.40	70	24.30	71	28.30	73	32.40	75	37.40
60	61	14.30	64	17.60	67	21.40	71	25.40	73	29.60	74	34.00	77	39.20
65	62	15.00	65	18.40	69	22.40	72	26.60	74	31.00	76	35.60	78	40.90
70	63	15.50	66	19.10	70	23.20	73	27.60	75	32.20	77	36.90	79	42.70
75	64	16.00	67	19.80	71	24.10	74	28.60	77	33.40	78	38.30	81	44.30
80	65	16.50	68	20.40	72	24.80	75	29.60	78	34.50	80	39.60	82	45.80

* Nozzles must be purchased separately. See Chart below.



Item Numbers and Ordering Information

Sprinkler Only	
Sprinkler without Nozzle, Without Plug, Without Bushing; Female body (70CH)	A20000

Nozzle Only			XX = Nozzle Size							
U.S. Standard			1/8"	7/32"	1/4"	9/32"	5/16"	11/32"	3/8"	13/32"
Metric			1.59mm	1.70mm	1.78mm	1.98mm	2.18mm	2.38mm	2.78mm	3.18mm
Brass Straight Bore Nozzle	SBN-4	100382-XX	—	14	16	18	20	22	24	26
Brass Spreader Bushing	SPB-1	100418	Needed for use with LAN -1-20							
Brass 20° Low Angle Spreader Nozzle	LAN-1-20	100226	08	—	—	—	—	—	—	—
Brass Plug		100417								

Bold nozzle size number denotes the most common nozzle choice.

70CH

Straight Bore Nozzle (SBN-4) with Plug Performance*													METRIC								
bar @ Nozzle	NOZZLE SIZE												(Stream Height: 2.4m)								
	5.56mm (7/32")			6.35mm (1/4")			7.14mm (9/32")			7.94mm (5/16")			8.73mm (11/32")			9.53mm (3/8")			10.32mm (13/32")		
	Rad. (m)	Flow (l/s)	Flow (m ³ /h)	Rad. (m)	Flow (l/s)	Flow (m ³ /h)	Rad. (m)	Flow (l/s)	Flow (m ³ /h)	Rad. (m)	Flow (l/s)	Flow (m ³ /h)	Rad. (m)	Flow (l/s)	Flow (m ³ /h)	Rad. (m)	Flow (l/s)	Flow (m ³ /h)	Rad. (m)	Flow (l/s)	Flow (m ³ /h)
2.8	17.4	0.56	2.00	18.3	0.73	2.61	19.1	0.92	3.32	19.8	1.12	4.02	20.3	1.33	4.79	20.7	1.54	5.54	21.3	1.80	6.47
3.0	17.7	0.58	2.09	18.5	0.76	2.72	19.4	0.96	3.46	20.1	1.17	4.21	20.6	1.39	5.01	21.2	1.61	5.79	21.8	1.88	6.77
3.5	18.2	0.63	2.26	18.9	0.82	2.95	20.0	1.04	3.73	20.8	1.27	4.58	21.4	1.51	5.45	21.9	1.75	6.30	22.5	2.05	7.39
4.0	18.6	0.67	2.43	19.4	0.88	3.17	20.5	1.12	4.01	21.6	1.36	4.90	22.1	1.62	5.84	22.5	1.89	6.81	23.3	2.21	7.95
4.5	19.1	0.72	2.59	19.8	0.94	3.37	21.0	1.19	4.28	22.1	1.45	5.23	22.7	1.73	6.23	23.2	2.02	7.28	23.9	2.35	8.47
5.0	19.5	0.76	2.72	20.3	0.99	3.56	21.5	1.26	4.52	22.6	1.54	5.53	23.3	1.83	6.60	23.8	2.14	7.69	24.3	2.45	8.82
5.5	19.8	0.79	2.86	20.7	1.04	3.75	21.9	1.32	4.75	23.0	1.62	5.84	23.8	1.93	6.95	24.5	2.25	8.11	25.0	2.64	9.49

Straight Bore Nozzle (SBN-4) with Spreader (LAN-1-20) Performance*													METRIC								
bar @ Nozzle	NOZZLE SIZE												(Stream Height: 2.4m)								
	5.56mm x 3.18mm (7/32" x 1/8") 20°			6.35mm x 3.18mm (1/4" x 1/8") 20°			7.14mm x 3.18mm (9/32" x 1/8") 20°			7.94mm x 3.18mm (5/16" x 1/8") 20°			8.73mm x 3.18mm (11/32" x 1/8") 20°			9.53mm x 3.18mm (3/8" x 1/8") 20°			10.32mm x 3.18mm (13/32" x 1/8") 20°		
	Rad. (m)	Flow (l/s)	Flow (m ³ /h)	Rad. (m)	Flow (l/s)	Flow (m ³ /h)	Rad. (m)	Flow (l/s)	Flow (m ³ /h)	Rad. (m)	Flow (l/s)	Flow (m ³ /h)	Rad. (m)	Flow (l/s)	Flow (m ³ /h)	Rad. (m)	Flow (l/s)	Flow (m ³ /h)	Rad. (m)	Flow (l/s)	Flow (m ³ /h)
2.8	17.4	0.73	2.63	18.3	0.90	3.25	19.1	1.10	3.95	19.8	1.29	4.66	20.3	1.51	5.43	20.7	1.72	6.18	21.3	1.98	7.13
3.0	17.7	0.77	2.76	18.5	0.94	3.39	19.4	1.15	4.13	20.1	1.35	4.88	20.6	1.58	5.68	21.2	1.80	6.46	21.8	2.07	7.45
3.5	18.2	0.83	2.98	18.9	1.02	3.66	20.0	1.23	4.44	20.8	1.47	5.29	21.4	1.71	6.16	21.9	1.95	7.01	22.5	2.26	8.13
4.0	18.6	0.89	3.19	19.4	1.09	3.93	20.5	1.32	4.77	21.6	1.57	5.67	22.1	1.83	6.60	22.5	2.10	7.57	23.3	2.43	8.74
4.5	19.1	0.95	3.41	19.8	1.16	4.19	21.0	1.42	5.10	22.1	1.68	6.05	22.7	1.96	7.05	23.2	2.25	8.10	23.9	2.58	9.29
5.0	19.5	0.99	3.58	20.3	1.23	4.42	21.5	1.49	5.37	22.6	1.77	6.38	23.3	2.07	7.45	23.8	2.37	8.54	24.3	2.69	9.67
5.5	19.8	1.04	3.75	20.7	1.29	4.63	21.9	1.56	5.63	23.0	1.87	6.72	23.8	2.18	7.84	24.5	2.50	8.99	25.0	2.89	10.40

* Nozzles must be purchased separately. See chart on previous page.

25BPJ-FP-ADJ 25BPJ-FP-ADJ-DA-TNT

1/2" (13mm) Full or Part Circle, Brass Impact Sprinklers

Features

- Durable brass die-cast, 'precision jet' (PJ) arm
- Stainless steel springs and fulcrum pin
- PJ arm reduces side splash
- Chemically resistant washers
- All models include integral (to sprinkler body) break-up pin for adjustable distribution (ADJ)
- DA option also includes integral (to sprinkler body) distance control flap
- Full or Part Circle operation

Benefits

- Many options provide design and application flexibility
- Corrosion and grit resistant
- Built to last

Specifications

- Bearing: 1/2" (13mm) Male NPT, Brass
- Trajectory Angle: 25°
- Operating Range: 30-50 psi (2.1-3.5 bar)
- Flow Rate: 3.1-5.0 gpm (0.7-1.14 m³/h)
- Radius: 38-41 ft. (11.6-12.5 meters)
- Nozzle Port: 1/8" Female NPT

Crop Applications



Straight Bore Nozzle (SBN-1) Performance*

psi@ Nozzle	NOZZLE SIZE (Stream Height: 7 ft.)			
	9/64"		5/32"	
	Rad. (ft.)	Flow (gpm)	Rad. (ft.)	Flow (gpm)
30	38	3.10	39	3.80
35	38	3.40	39	4.10
40	39	3.60	40	4.40
45	39	3.80	40	4.70
50	40	4.00	41	5.00

Straight Bore Nozzle (SBN-1) Performance* METRIC

bar@ Nozzle	NOZZLE SIZE (Stream Height: 2.1m)					
	3.57mm (9/64")			3.97mm (5/32")		
	Rad. (m)	Flow (l/s)	Flow (m ³ /h)	Rad. (m)	Flow (l/s)	Flow (m ³ /h)
2.1	11.6	0.20	0.70	11.9	0.24	0.86
2.5	11.8	0.22	0.77	12.0	0.26	0.95
3.0	12.0	0.24	0.85	12.2	0.29	1.05
3.5	12.2	0.25	0.91	12.5	0.32	1.14



Item Numbers and Ordering Information

Assembled Sprinkler/Nozzle Factory Combination	
25BPJ-FP-ADJ w/SBN-1 9/64" 3.57mm	A32901-09
25BPJ-FP-ADJ w/SBN-1 5/32" 3.97mm	A32901-10
25BPJ-FP-ADJ-DA-TNT w/SBN-1 9/64" 3.57mm	A34403-09
25BPJ-FP-ADJ-DA-TNT w/SBN-1 5/32" 3.57mm	A34403-10

Nozzle Only			XX = Nozzle Size	
U.S. Standard			9/64"	5/32"
Metric			3.57mm	3.97mm
Brass Straight Bore Nozzle	SBN-1	105780-XX	09	10

Bold nozzle size number denotes the most common nozzle choice.

2045-PJ

1/2" (13mm) Full or Part Circle, Plastic Impact Sprinkler

Features

- Durable Delrin™ plastic, body arm, bearing sleeve, nipple and break up pin
- Stainless steel springs and fulcrum pin
- Chemically resistant washers
- Plastic Quick Fit Nozzles
- Low Angle (10°) Nozzles available
- Integral straightening vane for greater distance
- Full or Part Circle operation

Benefits

- Superior chemical and grit resistance
- Smooth rotation at lower pressures
- Design flexibility
- Built to last

Specifications

- Bearing: 1/2" (13mm) Male NPT, Plastic
- Trajectory Angle: Standard 23°
Low Angle 10° available.
- Operating Range: 25-60 psi (1.7-4.1 bar)
- Flow Rate: 1.5-8.4 gpm (0.34-1.91 m³/h)
- Radius: 22-45 ft. (6.7-13.7 meters)
- Nozzle: QuickFit Nozzle Port

Crop Applications



Straight Bore Nozzle (SBN-1) Performance*						
psi@ Nozzle	NOZZLE SIZE (Stream Height: 6 ft.)					
	3/32" Red		7/64" Black		1/8" Blue	
	Rad. (ft.)	Flow (gpm)	Rad. (ft.)	Flow (gpm)	Rad. (ft.)	Flow (gpm)
25	-	-	32	2.20	35	2.80
35	37	2.00	37	2.70	38	3.30
45	38	2.30	39	3.00	40	3.70
55	38	2.50	41	3.30	41	4.10
60	38	2.60	41	3.50	42	4.20

*Shipped Assembled with a 1/8" (08) Straight Bore Nozzle.

Low Angle Nozzle (LAN-1)			
psi@ Nozzle	NOZZLE SIZE (Stream Height: 3 ft.)		
	7/64" Black		5/32" Yellow
	Rad. (ft.)	Flow (gpm)	Rad. (ft.)
25	22	1.5	25
35	23	1.9	29
45	25	2.1	31
55	25	2.3	32
60	25	2.4	32

Straight Bore Nozzle (SBN-1) Performance*												METRIC			
bar @ Nozzle	NOZZLE SIZE (Stream Height: 1.8m)														
	2.38mm (3/32") Red			2.78mm (7/64") Black			3.18mm (1/8") Blue			3.97mm (5/32") Yellow			4.76mm (3/16") Beige		
	Rad. (m)	Flow (l/s)	Flow (m³/h)	Rad. (m)	Flow (l/s)	Flow (m³/h)	Rad. (m)	Flow (l/s)	Flow (m³/h)	Rad. (m)	Flow (l/s)	Flow (m³/h)	Rad. (m)	Flow (l/s)	Flow (m³/h)
1.7	-	-	-	9.8	0.14	0.5	10.7	0.18	0.64	11.6	0.26	0.95	11.9	0.35	1.25
2.0	-	-	-	10.4	0.15	0.55	11.0	0.19	0.68	11.9	0.28	1.01	12.3	0.37	1.32
2.5	11.3	0.13	0.46	11.4	0.17	0.62	11.7	0.21	0.76	12.5	0.31	1.11	12.9	0.40	1.45
3.0	11.5	0.14	0.51	11.8	0.19	0.67	12.1	0.23	0.83	12.8	0.34	1.21	13.3	0.44	1.59
3.5	11.6	0.15	0.55	12.2	0.20	0.72	12.4	0.25	0.89	13.0	0.36	1.30	13.6	0.48	1.72
4.0	11.6	0.16	0.58	12.5	0.22	0.78	12.7	0.26	0.94	13.3	0.39	1.42	13.7	0.52	1.86
4.1	11.6	0.16	0.59	12.5	0.22	0.79	12.8	0.26	0.95	13.4	0.40	1.45	13.7	0.53	1.91

Low Angle Nozzle (LAN-1-10) METRIC						
bar @ Nozzle	NOZZLE SIZE (Stream Height: 0.9m)					
	2.78mm (7/64") Black			3.97mm (5/32") Yellow		
	Rad. (m)	Flow (l/s)	Flow (m³/h)	Rad. (m)	Flow (l/s)	Flow (m³/h)
1.7	6.7	0.09	0.34	7.06	0.21	0.77
2.0	6.8	0.10	0.38	8.1	0.23	0.83
2.5	7.1	0.12	0.44	8.9	0.26	0.92
3.0	7.5	0.13	0.47	9.4	0.28	1.01
3.5	7.6	0.14	0.50	9.6	0.30	1.09
4.0	7.6	0.15	0.54	9.8	0.33	1.19
4.1	7.6	0.15	0.54	9.8	0.34	1.23



Item Numbers and Ordering Information

Assembled Sprinkler/Nozzle Factory Combination	
Sprinkler with Nozzle 2045-PJ-AG	B4610008

The assembled sprinkler comes with a blue 1/8" nozzle. Other nozzles are available on request at no charge.

Nozzle Only		XX = Nozzle Size					
		U.S. Standard	3/32"	7/64"	1/8"	5/32"	3/16"
		Metric	2.38mm	2.78mm	3.18mm	3.97mm	4.76mm
Plastic Quick-Fit Straight Bore Nozzle	PQFN	206592-XX	06	07	08	10	12
Low Angle Quick-Fit Nozzle	PQLAN	115902-XX	-	07	-	10	-

Bold nozzle size number denotes the most common nozzle choice.

35A-TNT

3/4" (19mm) Full or Part Circle, Brass Impact Sprinklers

Features

- "Precision jet" (PJ) arm (35A-PJ)
- Standard spoon style arm also available (35A-TNT)
- Stainless steel springs and fulcrum pin
- Chemically resistant washers
- ADJ-3 Nozzles have break-up pins
- DAN-3 Nozzles have a distance control flap

Benefits

- PJ arm reduces side splash
- Many options provide design and application flexibility
- Corrosion and grit resistant
- Available less Nozzle with standard spoon only
- Standard spoon model also available with 3/16" (#12) Nozzle
- PJ model available with 3/16" (#12) DA Nozzles only
- Full or Part Circle operation
- Built to last

Specifications

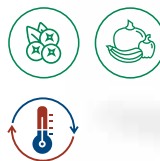
- Bearing: 3/4" (19mm) Male NPT, Brass
- Trajectory Angle: 27°
- Operating Range: 30-60 psi (2.1-4.1 bar)
- Flow Rate: 3.9-7.8 gpm (0.89-1.77 m³/h)
- Radius: 42-51 ft. (12.8-15.5 meters)
- Nozzle Port: 1/4" Female NPT

Brass Straight Bore Nozzle (ADJN-3) or (DAN-3)						
psi@ Nozzle	NOZZLE SIZE (Stream Height: 9 ft.)					
	5/32"		11/64"		3/16"	
	Rad. (ft.)	Flow (gpm)	Rad. (ft.)	Flow (gpm)	Rad. (ft.)	Flow (gpm)
30	42	3.90	43	4.60	44	5.50
35	43	4.20	44	5.00	46	6.00
40	44	4.50	45	5.40	47	6.40
45	44	4.70	46	5.70	48	6.80
50	45	5.00	47	6.00	49	7.20
55	45	5.20	48	6.30	50	7.50
60	46	5.40	48	6.60	51	7.80

Brass Straight Bore Nozzle (ADJN-3) or (DAN-3) METRIC									
bar @ Nozzle	NOZZLE SIZE (Stream Height: 2.7m)								
	3.97mm (5/32")			4.37mm (11/64")			4.76mm (3/16")		
	Rad. (m)	Flow (l/s)	Flow (m ³ /h)	Rad. (m)	Flow (l/s)	Flow (m ³ /h)	Rad. (m)	Flow (l/s)	Flow (m ³ /h)
2.1	12.8	0.25	0.89	13.1	0.29	1.04	13.4	0.35	1.25
2.5	13.2	0.27	0.97	13.5	0.32	1.16	14.1	0.38	1.39
3.0	13.4	0.29	1.05	13.9	0.35	1.27	14.5	0.42	1.52
3.5	13.7	0.32	1.14	14.4	0.38	1.37	15.0	0.46	1.65
4.0	13.9	0.34	1.21	14.6	0.41	1.47	15.4	0.48	1.74
4.1	14.0	0.34	1.23	14.6	0.42	1.50	15.5	0.49	1.77



Crop Applications



Item Numbers and Ordering Information

Sprinkler	
35A-TNT Sprinkler without Nozzle	A39200
35A-PJ-TNT Sprinkler without Nozzle	A39400

Nozzle Only		XX = Nozzle Size				
		U.S. Standard		5/32"	11/64"	3/16"
		Metric		3.97mm	4.37mm	4.76mm
Brass Straight Bore Adjustable Nozzle	ADJN-3	100328-XX	10	11	12	
Brass Adjustable Do-All Nozzle	DAN-3	100332-XX	10	–	12	
Brass Keyhole Nozzle	KHN-3	106353-XX	10	11		

Bold nozzle size number denotes the most common nozzle choice.

65PJ

1" (25mm) Full or Part Circle, Brass Impact Sprinkler

Features

- Heavy duty brass construction
- 1" Female NPT Bearing
- "Precision jet" (PJ) arm
- Stainless steel springs and fulcrum pin
- Chemically resistant washers
- ADJN-4 Nozzles include integral to Nozzle break-up pin
- Full or Part Circle operation

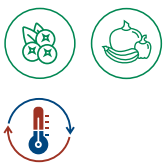
Benefits

- PJ arm reduces side splash
- Many options provide design and application flexibility
- Corrosion and grit resistant
- Built to last

Specifications

- Bearing: 1" (25mm) Female NPT, Brass
- Trajectory Angle: 27°
- Operating Range: 50-80 psi (3.5-5.5 bar)
- Flow Rate: 12.9-16.5 gpm (2.93-3.75 m³/h)
- Radius: 57-65 ft. (17.4-19.8 meters)
- Nozzle Port: 3/8" Female NPT


Crop Applications



Adjustable Straight Bore Nozzle (ADJN-4) Performance		
psi@ Nozzle	NOZZLE SIZE (Stream Height: 9.5 - 14 ft.)	
	1/4"	
	Rad. (ft.)	Flow (gpm)
50	57	12.90
55	57	13.60
60	58	14.20
65	62	14.80
70	63	15.40
75	64	16.00
80	65	16.50

Available without Nozzle or assembled with a 1/4" (16) Straight Bore Nozzle.

Adjustable Straight Bore Nozzle (ADJN-4) Performance			METRIC
bar @ Nozzle	NOZZLE SIZE (Stream Height: 2.9 - 4.3 m)		
	6.35mm (1/4")		
	Rad. (m)	Flow (l/s)	Flow (m ³ /h)
3.5	17.4	0.82	2.93
4.0	17.9	0.88	3.16
4.5	18.5	0.93	3.37
5.0	19.2	0.99	3.55
5.5	19.8	1.04	3.75



Item Numbers and Ordering Information

Sprinkler Only	
Sprinkler without Nozzle	AG2001

Assembled Sprinkler/Nozzle Factory Combination	
Sprinkler with Nozzle	65PJ-ADJ-TNT
	A4200316

Nozzle Only			XX = Nozzle Size
U.S. Standard			1/4"
Metric			6.35mm
Brass Straight Bore Adjustable Nozzle	ADJN-4	100385-XX	16

Bold nozzle size number denotes the most common nozzle choice.

85EHD Tough Bird®

1 1/4" (32mm) Full or Part Circle,
Brass Impact Sprinklers

Features

- Heavy duty brass construction
- Stainless steel wear buttons, springs and fulcrum pin
- Locking stainless steel trip collars
- Chemically resistant washers
- Full or Part Circle operation


Benefits

- Internal straightening vane increases distance of throw
- Stainless steel buttons protect trip mechanism from wear
- Corrosion and grit resistant
- Built to last

Specifications

- Bearing: 1 1/4" (32mm) Male NPT, Brass
- Trajectory Angle: 23°
- Operating Range: 25-100 psi (1.7-6.9 bar)
- Flow Rate: 17.1-127.7 gpm (3.88-29 m³/h)
- Radius: 61-116 ft. (18.6-35.4 meters)
- Nozzle Port: 3/4" Female NPT
- Spreader Nozzle Port: 1/8" Female NPT

Crop Applications



Straight Bore Nozzle (SBN-5) with Plug Performance*																				
psi@ Nozzle	NOZZLE SIZE																			
	11/32"	3/8"	13/32"	7/16"	15/32"	1/2"	17/32"	9/16"	5/8"	11/16"										
25	61	17.10	62	20.30	64	23.40	66	26.70	66	30.30	66	33.80	66	37.10	66	42.30	66	51.50	66	61.90
30	64	18.80	65	22.30	68	25.70	69	29.30	72	33.20	73	37.10	73	40.80	73	46.40	73	56.50	73	68.10
35	67	20.30	68	24.10	72	27.80	74	31.70	77	35.90	79	40.10	79	44.10	79	50.20	79	61.10	79	73.80
40	69	21.80	71	25.80	75	29.70	77	33.90	80	38.50	83	42.90	83	47.20	86	53.70	86	65.40	86	79.20
45	71	23.10	73	27.40	77	31.60	79	36.00	82	40.80	85	45.60	88	50.10	90	57.10	92	69.50	92	84.20
50	73	24.40	75	28.90	79	33.30	81	38.00	84	43.10	87	48.10	90	52.90	94	60.20	95	73.30	97	88.90
55	75	25.50	77	30.30	81	34.90	83	39.70	86	45.30	89	50.30	92	55.60	96	63.20	99	77.30	100	93.50
60	77	25.80	79	30.80	83	35.90	86	41.60	88	47.40	91	53.00	94	58.80	97	65.50	101	80.10	104	97.80
65	79	26.90	81	32.00	84	37.40	87	43.30	90	49.90	93	55.30	96	61.20	99	69.40	102	84.40	106	102.00
70	81	28.10	83	33.30	86	38.90	89	45.10	91	51.40	94	57.50	98	63.50	101	72.20	104	87.80	108	106.00
75	82	29.20	84	34.50	87	40.30	90	46.80	93	53.30	96	59.60	99	65.80	102	74.90	105	91.00	109	109.90
80	83	30.40	86	35.70	89	41.80	92	48.40	94	55.10	97	61.60	101	68.10	104	77.50	107	94.10	110	113.70
85	85	31.50	87	37.00	90	43.20	93	50.00	96	56.90	99	63.50	102	70.30	105	80.00	108	97.10	112	117.30
90	86	32.70	89	38.30	92	44.60	95	51.50	97	58.50	100	65.30	104	72.40	106	82.20	110	99.90	113	120.90
95	87	33.90	90	39.50	93	46.00	96	53.00	98	60.00	101	67.10	105	74.40	108	84.30	111	102.60	115	124.30
100	88	34.00	91	40.70	94	47.40	97	54.50	99	61.50	102	68.90	106	76.40	109	87.20	112	105.20	116	127.70



Item Numbers and Ordering Information

Sprinkler Only	
Sprinkler without Nozzle without Plug	A23600

Nozzle Only		XX = Nozzle Size											
U.S. Standard		7/32"	11/32"	3/8"	13/32"	7/16"	15/32"	1/2"	17/32"	9/16"	5/8"	11/16"	
Metric		5.56mm	8.7mm	9.5mm	10.3mm	11.1mm	11.9mm	12.7mm	13.5mm	14.3mm	15.9mm	17.5mm	
Brass Straight Bore Nozzle	SBN-5	103043-XX	—	22	24	26	28	30	32	34	36	40	44
Brass 20° Low Angle Spreader Nozzle	LAN-1-20	100226-XX	14	—	—	—	—	—	—	—	—	—	—
1/8" Male NPT Plug for Spreader port		100255											

Bold nozzle size number denotes the most common nozzle choice.

85EHD Tough Bird®

Straight Bore Nozzle (SBN-5) with Plug Performance*												METRIC			
bar @ Nozzle	NOZZLE SIZE (Stream Height: 4.3m)														
	8.7mm (11/32")			9.5mm (3/8")			10.3mm (13/32")			11.1mm (7/16")			11.9mm (15/32")		
	Rad. (m)	Flow (l/s)	Flow (m ² /h)	Rad. (m)	Flow (l/s)	Flow (m ² /h)	Rad. (m)	Flow (l/s)	Flow (m ² /h)	Rad. (m)	Flow (l/s)	Flow (m ² /h)	Rad. (m)	Flow (l/s)	Flow (m ² /h)
1.7	18.6	1.08	3.88	18.9	1.28	4.61	19.5	1.48	5.31	20.1	1.68	6.06	20.1	1.91	6.88
2.0	19.3	1.16	4.19	19.6	1.38	4.97	20.5	1.59	5.73	20.8	1.82	6.53	21.6	2.06	7.41
2.5	20.6	1.30	4.69	21.0	1.55	5.57	22.2	1.78	6.42	22.8	2.03	7.32	23.7	2.31	8.30
3.0	21.5	1.43	5.16	22.1	1.70	6.11	23.3	1.96	7.05	23.9	2.23	8.03	24.8	2.53	9.11
3.5	22.3	1.55	5.58	22.9	1.84	6.61	24.2	2.12	7.62	24.8	2.41	8.69	25.7	2.74	9.86
4.0	23.2	1.62	5.83	23.8	1.93	6.95	25.1	2.24	8.06	25.8	2.58	9.27	26.6	2.94	10.57
4.5	24.1	1.70	6.12	24.7	2.02	7.28	25.6	2.36	8.51	26.5	2.74	9.85	27.4	3.15	11.35
5.0	24.8	1.81	6.51	25.4	2.14	7.70	26.4	2.50	8.99	27.3	2.90	10.43	28.0	3.30	11.89
5.5	25.3	1.91	6.89	26.2	2.25	8.09	27.1	2.63	9.47	28.0	3.05	10.97	28.6	3.47	12.49
6.0	26.0	2.02	7.26	26.8	2.37	8.52	27.7	2.76	9.94	28.6	3.19	11.49	29.4	3.63	13.07
6.5	26.5	2.13	7.66	27.4	2.48	8.93	28.3	2.89	10.40	29.2	3.33	11.98	29.8	3.77	13.57
6.9	26.8	2.15	7.72	27.7	2.57	9.24	28.7	2.99	10.77	29.6	3.44	12.38	30.2	3.88	13.97

bar @ Nozzle	NOZZLE SIZE (Stream Height: 4.3m)														
	12.7mm (1/2")			13.5mm (17/32")			14.3mm (9/16")			15.9mm (5/8")			17.5mm (11/16")		
	Rad. (m)	Flow (l/s)	Flow (m ² /h)	Rad. (m)	Flow (l/s)	Flow (m ² /h)	Rad. (m)	Flow (l/s)	Flow (m ² /h)	Rad. (m)	Flow (l/s)	Flow (m ² /h)	Rad. (m)	Flow (l/s)	Flow (m ² /h)
1.7	20.1	2.13	7.68	20.1	2.34	8.43	20.1	2.67	9.61	20.1	3.25	11.70	20.1	3.91	14.06
2.0	21.8	2.30	8.27	21.8	2.53	9.10	21.8	2.87	10.35	21.8	3.50	12.60	21.8	4.22	15.18
2.5	24.4	2.57	9.26	24.4	2.83	10.19	24.6	3.22	11.60	24.6	3.92	14.12	24.6	4.74	17.06
3.0	25.7	2.83	10.17	26.4	3.11	11.18	27.1	3.54	12.73	27.5	4.31	15.50	27.5	5.22	18.78
3.5	26.6	3.05	11.00	27.5	3.36	12.10	28.7	3.83	13.77	29.1	4.66	16.78	29.7	5.65	20.34
4.0	27.5	3.27	11.79	28.4	3.63	13.06	29.4	4.07	14.66	30.5	4.98	17.93	31.2	6.06	21.82
4.5	28.4	3.49	12.58	29.3	3.87	13.92	30.2	4.39	15.79	31.1	5.33	19.20	32.3	6.45	23.21
5.0	29.0	3.69	13.29	30.0	4.08	14.68	30.9	4.64	16.70	31.8	5.64	20.30	33.1	6.81	24.51
5.5	29.5	3.88	13.96	30.7	4.29	15.44	31.7	4.88	17.57	32.6	5.93	21.33	33.5	7.16	25.77
6.0	30.3	4.05	14.58	31.3	4.49	16.15	32.1	5.10	18.37	33.2	6.20	22.30	34.3	7.49	26.96
6.5	30.7	4.22	15.17	32.0	4.67	16.83	32.8	5.30	19.07	33.8	6.45	23.21	35.0	7.81	28.11
6.9	31.1	4.35	15.65	32.3	4.82	17.35	33.2	5.50	19.81	34.1	6.64	23.89	35.4	8.06	29.00

Straight Bore Nozzle (SBN-5) and Spreader (LAN-1-20) Performance*							US MEASUREMENTS			
psi @ Nozzle	NOZZLE SIZE (Stream Height: 14 ft.)									
	11/32" x 7/32-20"		3/8" x 7/32-20"		13/32" x 7/32-20"		7/16" x 7/32-20"		15/32" x 7/32-20"	
	Rad. (ft.)	Flow (gpm)	Rad. (ft.)	Flow (gpm)	Rad. (ft.)	Flow (gpm)	Rad. (ft.)	Flow (gpm)	Rad. (ft.)	Flow (gpm)
25	61	23.30	62	26.50	64	29.60	66	32.90	66	36.40
30	64	25.60	65	29.10	68	32.40	69	36.10	72	40.00
35	67	27.70	68	31.40	72	35.10	74	39.00	77	43.30
40	69	29.60	71	33.60	75	37.60	77	41.80	80	46.30
45	71	31.50	73	35.70	77	39.90	79	44.40	82	49.20
50	73	33.20	75	37.70	79	42.10	81	46.80	84	51.90
55	75	34.90	77	39.70	81	44.30	83	49.10	86	54.70
60	77	36.50	79	41.40	83	46.60	86	51.50	88	57.20
65	79	38.00	81	43.20	84	48.60	87	53.80	90	59.80
70	81	40.10	83	44.90	86	50.40	89	55.90	91	62.10
75	82	41.00	84	46.70	87	52.40	90	57.90	93	64.30
80	83	42.60	86	48.30	89	54.30	92	60.00	94	66.70
85	85	43.80	87	49.80	90	56.00	93	62.00	96	68.80
90	86	45.70	89	51.40	92	57.90	95	63.90	97	70.70
95	87	46.60	90	53.00	93	59.60	96	65.80	98	72.80
100	88	47.90	91	54.50	94	61.20	97	67.50	99	74.80

Straight Bore Nozzle (SBN-5) and Spreader (LAN-1-20) Performance*												METRIC			
bar @ Nozzle	NOZZLE SIZE (Stream Height: 4.3m)														
	8.7mm x 5.56mm (11/32" x 7/32") 20°			9.5mm x 5.56mm (3/8" x 7/32") 20°			10.3mm x 5.56mm (13/32" x 7/32") 20°			11.1mm x 5.56mm (7/16" x 7/32") 20°			11.9mm x 5.56mm (15/32" x 7/32") 20°		
	Rad. (m)	Flow (l/s)	Flow (m ² /h)	Rad. (m)	Flow (l/s)	Flow (m ² /h)	Rad. (m)	Flow (l/s)	Flow (m ² /h)	Rad. (m)	Flow (l/s)	Flow (m ² /h)	Rad. (m)	Flow (l/s)	Flow (m ² /h)
1.7	18.6	1.47	5.29	18.9	1.67	6.02	19.5	1.87	6.72	20.1	2.08	7.47	20.1	2.30	8.27
2.0	19.3	1.59	5.71	19.6	1.80	6.49	20.5	2.01	7.23	20.8	2.24	8.05	21.6	2.48	8.92
2.5	20.6	1.78	6.40	21.0	2.02	7.25	22.2	2.25	8.11	22.8	2.50	9.01	23.7	2.78	10.00
3.0	21.5	1.95	7.02	22.1	2.21	7.96	23.3	2.47	8.90	23.9	2.75	9.90	24.8	3.05	10.97
3.5	22.3	2.11	7.60	22.9	2.40	8.63	24.2	2.68	9.63	24.8	2.97	10.71	25.7	3.30	11.88
4.0	23.2	2.26	8.14	23.8	2.57	9.25	25.1	2.88	10.37	25.8	3.19	11.48	26.6	3.54	12.76
4.5	24.1	2.40	8.65	24.7	2.73	9.83	25.6	3.07	11.06	26.5	3.40	12.24	27.4	3.78	13.60
5.0	24.8	2.56	9.21	25.4	2.89	10.40	25.5	3.24	11.67	27.3	3.59	12.92	28.0	3.99	14.35
5.5	25.3	2.68	9.65	26.2	3.04	10.95	27.0	3.42	12.31	28.0	3.78	13.60	28.6	4.20	15.12
6.0	26.0	2.81	10.12	26.8	3.18	11.45	27.7	3.58	12.89	28.6	3.96	14.25	29.4	4.39	15.79
6.5	26.5	2.93	10.55	27.4	3.33	11.98	28.3	3.74	13.48	29.2	4.13	14.88	29.8	4.57	16.46
6.9	26.8	3.02	10.88	27.7	3.44	12.38	28.7	3.86	13.90	29.6	4.26	15.33	30.2	4.72	16.99

* Nozzles must be purchased separately. See chart on previous page.

Part List

Part	Category	Description	Item Number
Nozzle	SBN-1	NOZ,SBN-1, 5/64, 14/20J	10578005
Nozzle	SBN-1	NOZ,SBN-1, 1/16, 14/20J	10578004
Nozzle	SBN-1	NOZ,SBN-1, 3/32, 14/20J	10578006
Nozzle	SBN-1	NOZ,SBN-1, 7/64, 14/20J	10578007
Nozzle	SBN-1	NOZ,SBN-1, 1/8, 14/20J	10578008
Nozzle	SBN-1	NOZ,SBN-1, 9/64, 14/20J	10578009
Nozzle	SBN-1	NOZ,SBN-1, 5/32, 14/20J	10578010
Nozzle	SBN-1V	NOZ,SBN-1V, 1/8, 14/20J	10616008
Nozzle	SBN-1V	NOZ,SBN-1V, 9/64, 14/20J	10616009
Nozzle	SBN-1V	NOZ,SBN-1V, 5/32, 14/20J	10616010
Nozzle	SBN-3	NOZ,SBN-3,RNG - 30/40	10584212
Nozzle	SBN-3	NOZ,SBN-3,RNG - 30/40	10584207
Nozzle	SBN-3	NOZ,SBN-3,RNG - 30/40	10584208
Nozzle	SBN-3	NOZ,SBN-3,RNG - 30/40	10584209
Nozzle	SBN-3	NOZ,SBN-3,RNG - 30/40	10584210
Nozzle	SBN-3	NOZ,SBN-3,RNG - 30/40	10584211
Nozzle	SBN-3	NOZ,SBN-3,RNG - 30/40	10584213
Nozzle	SBN-3	NOZ,SBN-3,RNG - 30/40	10584214
Nozzle	SBN-3V	NOZ,SBN-3V,RNG, 7/64, 30/	10613107
Nozzle	SBN-3V	NOZ,SBN-3V,RNG, 1/8, 30/4	10613108
Nozzle	SBN-3V	NOZ,SBN-3V,RNG, 9/64, 30/	10613109
Nozzle	SBN-3V	NOZ,SBN-3V,RNG, 5/32, 30/	10613110
Nozzle	SBN-3V	NOZ,SBN-3V,RNG, 11/64, 30	10613111
Nozzle	SBN-3V	NOZ,SBN-3V,RNG, 3/16, 30/	10613112
Nozzle	SBN-3V	NOZ,SBN-3V,RNG, 13/64, 30	10613113
Nozzle	SBN-3V	NOZ,SBN-3V,RNG, 7/32, 30/	10613114
Nozzle	SBN-4	NOZ,SBN-4,RNG 7/32 - 65/70	10038214
Nozzle	SBN-4	NOZ,SBN-4,RNG 1/4 - 65/70	10038216
Nozzle	SBN-4	NOZ,SBN-4,RNG 9/32 - 65/70	10038218
Nozzle	SBN-4	NOZ,SBN-4,RNG 5/16 - 65/70	10038220
Nozzle	SBN-4	NOZ,SBN-4,RNG 11/32 - 65/70	10038222
Nozzle	SBN-4	NOZ,SBN-4,RNG 3/8 - 65/70	10038224
Nozzle	SBN-4	NOZ,SBN-4,RNG 13/32 - 65/70	10038226
Nozzle	SBN-5	NOZ,SBN-5,RNG,11/32 - 80/	10304322
Nozzle	SBN-5	NOZ,SBN-5,RNG,3/8 - 80/85	10304324
Nozzle	SBN-5	NOZ,SBN-5,RNG,13/32 - 80/	10304326
Nozzle	SBN-5	NOZ,SBN-5,RNG,7/16 - 80/8	10304328
Nozzle	SBN-5	NOZ,SBN-5,RNG,15/32 - 80/	10304330
Nozzle	SBN-5	NOZ,SBN-5,RNG,1/2 - 80/85	10304332
Nozzle	SBN-5	NOZ,SBN-5,RNG,17/32 - 80/	10304334
Nozzle	SBN-5	NOZ,SBN-5,RNG,9/16 - 80/8	10304336
Nozzle	SBN-5	NOZ,SBN-5,RNG,5/8 - 80/85	10304340
Nozzle	SBN-5	NOZ,SBN-5,RNG,11/16 - 80/	10304344
Nozzle	LAN-1-7	NOZ,LAN-1,7DEG 3/32-20A	10022506
Nozzle	LAN-1-7	NOZ,LAN-1,7DEG 7/64-20A	10022507
Nozzle	LAN-1-7	NOZ,LAN-1,7DEG 1/8-20A	10022508
Nozzle	LAN-1-7	NOZ,LAN-1,7DEG 9/64-20A	10022509
Nozzle	LAN-1-7	NOZ,LAN-1,7DEG 5/32-20A	10022510
Nozzle	LAN-1-20	NOZ,LAN-1,20DEG 3/32-20A	10022606
Nozzle	LAN-1-20	NOZZLE LAN-1, 7/64" 20 DEG	10022607
Nozzle	LAN-1-20	NOZ,LAN-1,20DEG 1/8-20A 01	10022608
Nozzle	LAN-1-20	NOZ,LAN-1,20DEG 9/64-20A	10022609
Nozzle	LAN-1-20	NOZ,LAN-1,20DEG 5/32-20A 01	10022610
Nozzle	ADJN-4	NOZ,ADJN-4 1/4 - 65D	10038516

Part	Category	Description	Item Number
Nozzle	ADJN-5	NOZZLE ADJ-5/32 - 35 IMPACT	10032810
Nozzle	ADJN-5	NOZZLE,ADJ-11/64-35 IMPACT	10032811
Nozzle	ADJN-5	NOZZLE,ADJ-3/16-35 IMPACT	10032812
Nozzle	DAN-3	DEFLECTOR ASY-5/32 (DAN)	10033210
Nozzle	DAN-3	DEFLECTOR ASY 3/16 (DAN)	10033212
Nozzle	KHN-3	NOZ,KHN-3, 5/32 - 30	10635310
Nozzle	KHN-3	NOZ,KHN-3, 11/64 -30	10635311
Nozzle	PLUG	PLUG-1,1/2" - 30/46	100255
Nozzle	PLUG	PLUG - 4,1" - 70	100417
Nozzle	PLUG	BUSHING,SPREADER -1/2"	100418
Nozzle	QF-SBN	NOZ,QF-SBN-3,5/32 30	10788110
Nozzle	QF-SBN	NOZ,QF-SBN-3,11/64 - 30	10788111
Nozzle	QF-SBN	NOZ,QF-SBN-3,3/16 - 30	10788112
Part	Bearing Assemblies	BRG ASSY 14DH	177446
Part	Bearing Assemblies	MNPT BEARING ASSY 70CH	177512
Part	Bearing Assemblies	FNPT BEARING ASSY 70H	177514
Part	Bearing Nipples	NIPPLE, BEARING, 35TNT	177504
Part	Bearing Nipples	NIPPLE, BEARING, 85HD	177506
Part	Bearing Nipples	NIPPLE, BRG-14, 20, 29 Series	177516
Part	Bearing Nipples	NIPPLE,BRG 65PJ, 70CH	177518
Part	Bearing Sleeves	BEARING SLEEVE 35	177466
Part	Bearing Sleeves	SLEEVE, BRG, 1/2" H STYLE	177510
Part	Bearing Washers	BEARING WASHER ASSY 70H	177426
Part	Bearing Washers	BRG WSHR 20J L20H	177445
Part	Bearing Washers	BRG WSHR L36H 14070H	177447
Part	Bearing Washers	BRG WSHR L36AH 30PWH 30FH	177448
Part	Bearing Washers	BEARING WASHER ASSEMBLY 35	177473
Part	Bearing Washers	Bearing WASHER ASSY 85 KIT	177474
Part	Bearing Washers	Bearing Washer Assy 65 kit	177475
Part	Bearing Washers	BRG ASSY 14VH L20VH	177535
Part	Bearing Washers	BRG WSHR 14VH L20VH M20VHPM	177536
Part	Bearing Washers	BRG WSHR 30H 30WH	180703
Part	Bearing Washers	BEARING ASSY 30H 30WH	180712
Part	Bearing Washers	BEARING ASSY 30H BOG WASHER	180712BOG
Part	Fulcrum Kits	FULCRUM KIT 20J	177415
Part	Impact Arm Assemblies	ARM/SPRING ASSY- 35 PJ	177469
Part	Impact Arm Assemblies	Arm-Spring assy for 85EHD	177470
Part	Impact Arm Assemblies	Arm-Spring assy for 65PJ	177508
Part	Impact Arm Assemblies	ARM/WEDGE/SPRING - 14VH	177521
Part	Impact Arm Assemblies	ARM, BRASS and SPRING - 30H	177529
Part	Impact Arm Assemblies	ARM and SPRING - 14070	177531
Part	Impact Arm Assemblies	Arm-Spring assy 70CH	177532
Part	Impact Arm Assemblies	ARM SPRING ASSY 80EHD	177533
Part	Trip Mechanisms	TRIP ASSY, UPPER, 65PJ	100370
Part	Trip Mechanisms	TRIP ASSY, LOWER, 65PJ	100373
Part	Trip Mechanisms	TRIP ASSY,LOWER - 85EHD	111129
Part	Trip Mechanisms	TRIP ASSY, UPPER - 85EHD-	111130
Part	Trip Mechanisms	TRIP ASSY,LOWER - 35FP 13	114318
Part	Trip Mechanisms	Upr/Lwr trip assy 35A-TNT	114653
Part	Trip Mechanisms	RIP HARDWARE KIT 85EHD	179992
Part	Vanes	VANE,1/2,NOZ,PLSTC - 24	101618
Part	Vine Clips	VINE CLIP 16 18mm	CLIP1618
Part	Vine Clips	VINE CLIP 20mm	CLIP20
Part	Wedge	WEDGE,14&20	111188

H5 Dripline 16mm Headloss and Lateral Length

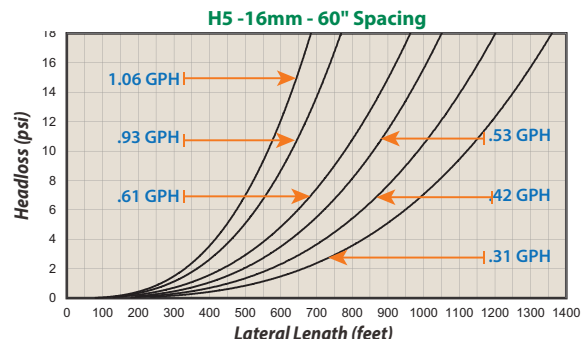
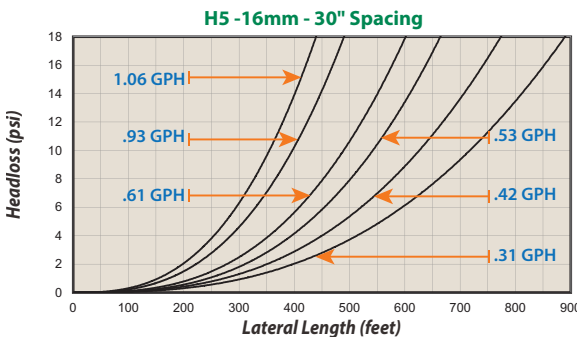
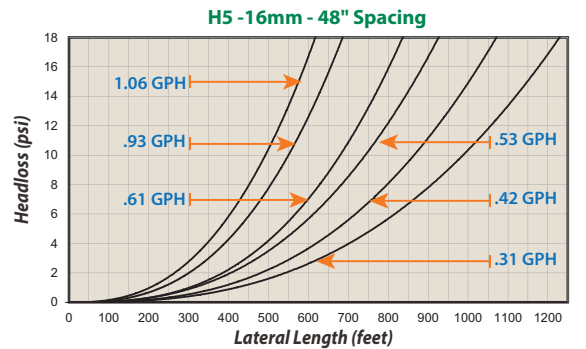
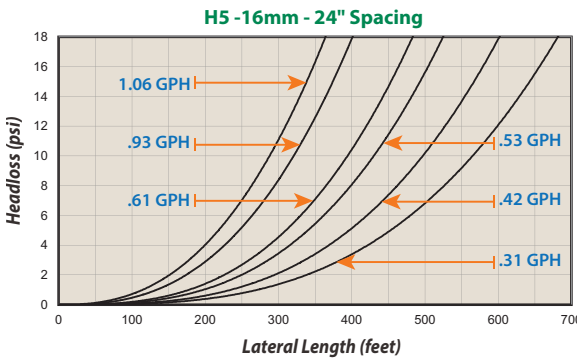
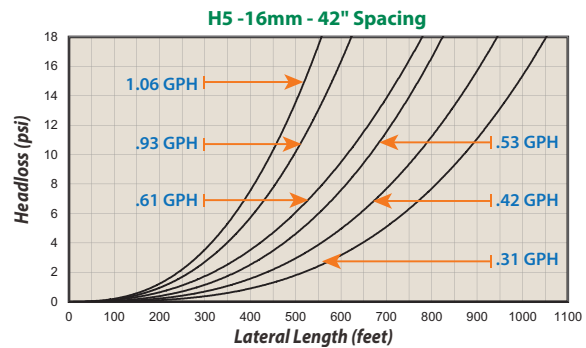
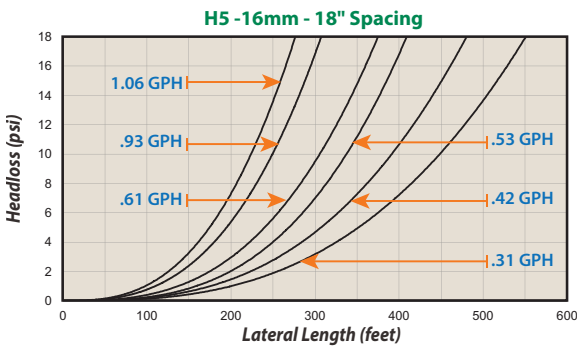
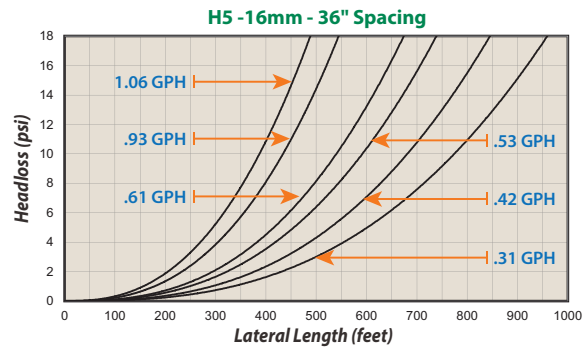
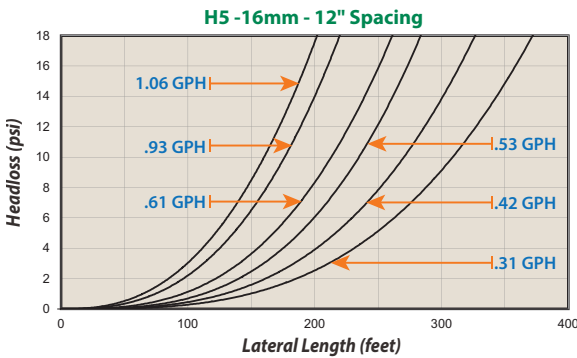
Calculating Lateral Length Inlet Pressure

$$\begin{aligned} &\text{Line End Pressure*} \\ + &\text{Pressure Loss (from graph)} \\ = &\text{Inlet Pressure} \end{aligned}$$

*Minimum pressure at lateral length end = 7 psi.

Example:

H5 18" Spacing	7 psi (end pressure)
0.53 gph, 350' Run	+ 12 psi (from graph)
Minimum Inlet Pressure	= 19 psi



H5 Dripline 16mm Headloss and Lateral Length (Metric)

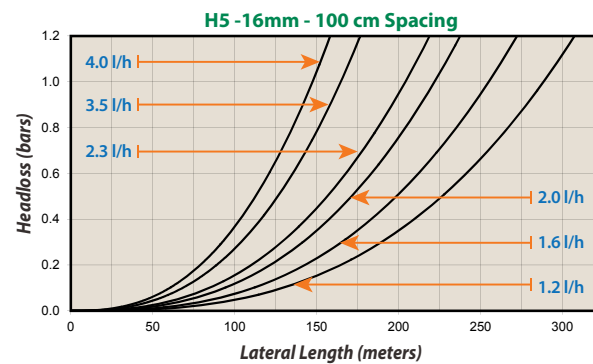
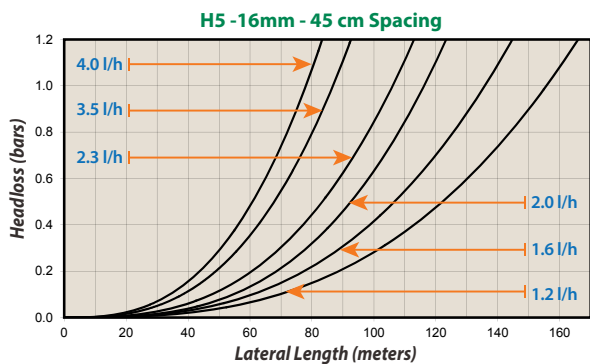
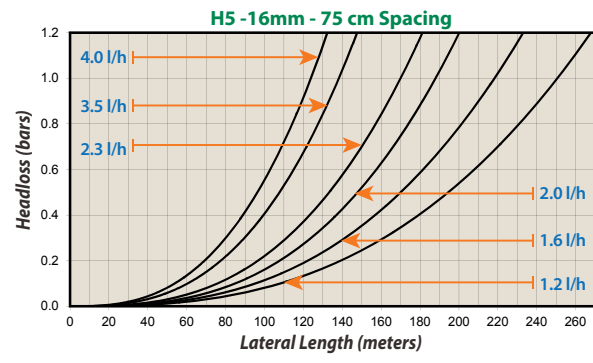
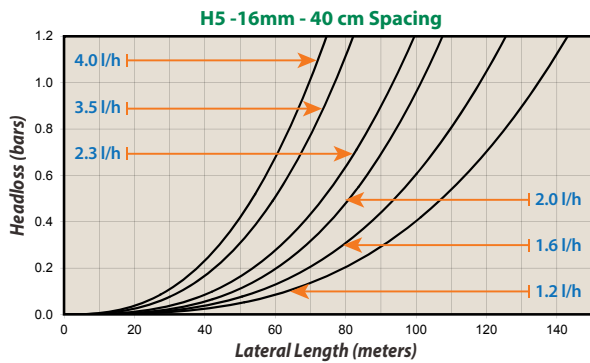
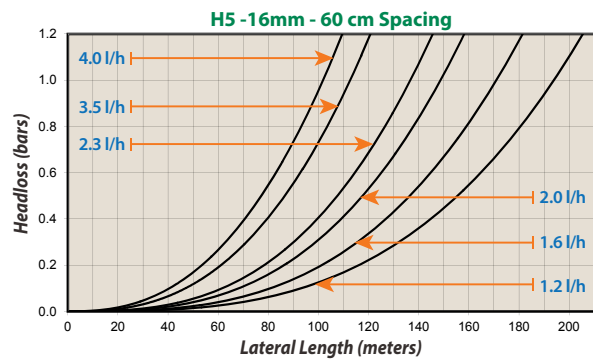

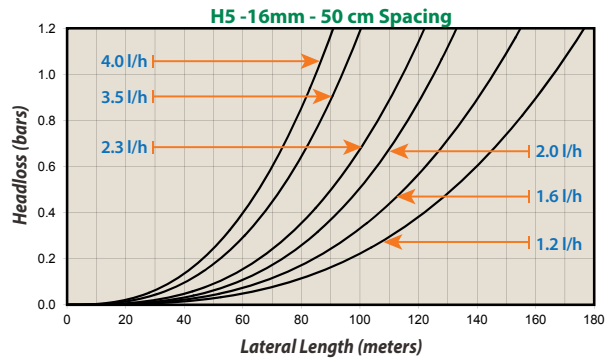
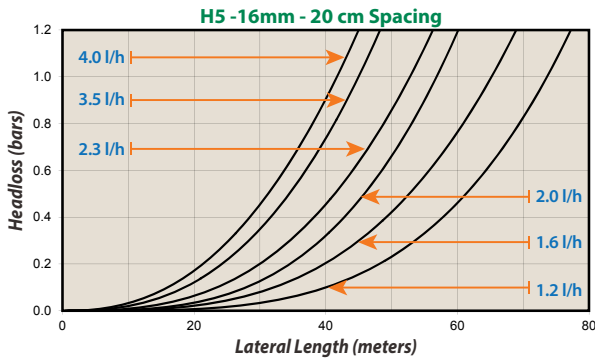
Calculating Lateral Length Inlet Pressure

$$\begin{aligned} & \text{Line End Pressure*} \\ + & \text{Pressure Loss (from graph)} \\ = & \text{Inlet Pressure} \end{aligned}$$

*Minimum pressure at lateral length end = 0.48 bar.

Example:

H5 45cm Spacing 2.0	0.48 bar (end pressure)
l/h, 106.7m (350') Run	+ 0.82 bar (from graph)
Minimum Inlet Pressure	= 1.30 bar



H5 Dripline 18mm Headloss and Lateral Length

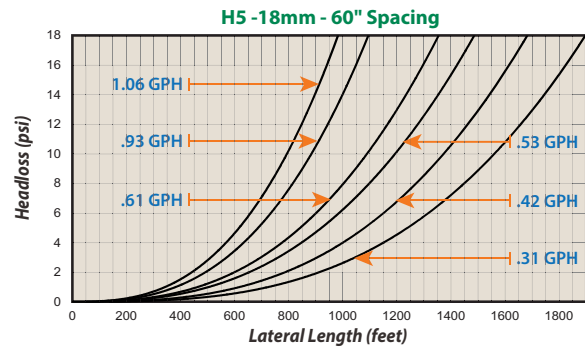
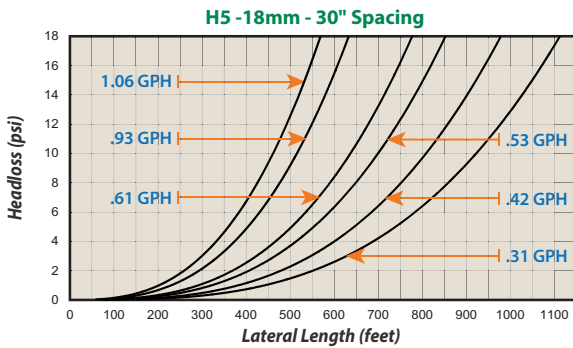
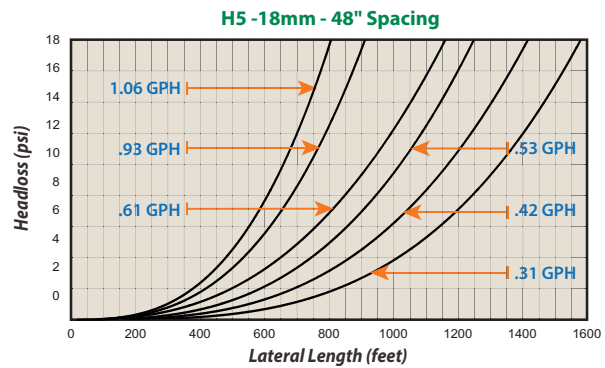
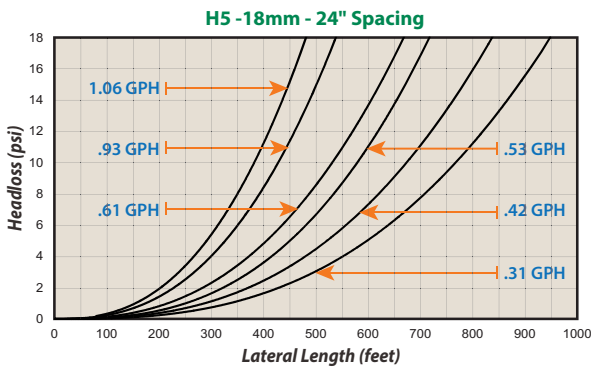
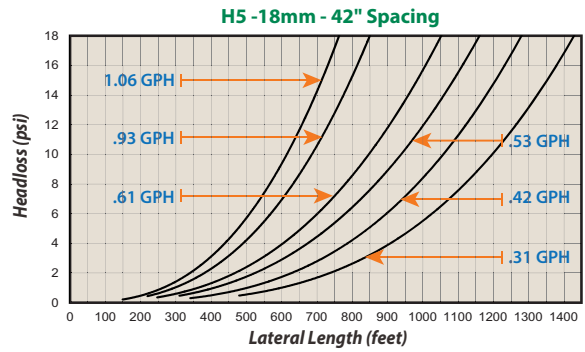

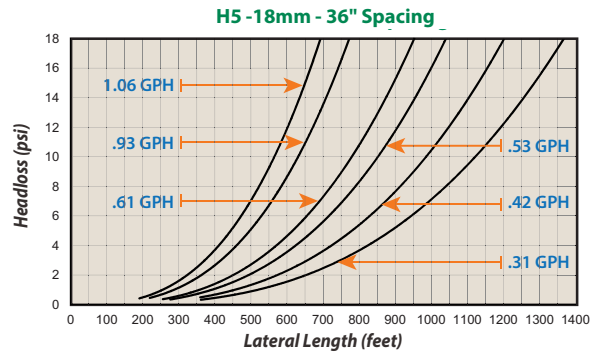
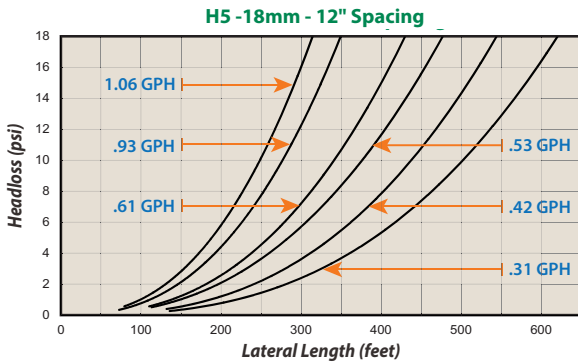
Calculating Lateral Length Inlet Pressure

$$\begin{aligned}
 &\text{Line End Pressure}^* \\
 + &\text{Pressure Loss (from graph)} \\
 = &\text{Inlet Pressure}
 \end{aligned}$$

*Minimum pressure at lateral length end = 7 psi.

Example:

H5 18" Spacing	7 psi (end pressure)
0.53 gph, 500' Run	+ 11 psi (from graph)
Minimum Inlet Pressure	= 18 psi



H5 Dripline 18mm Headloss and Lateral Length (Metric)

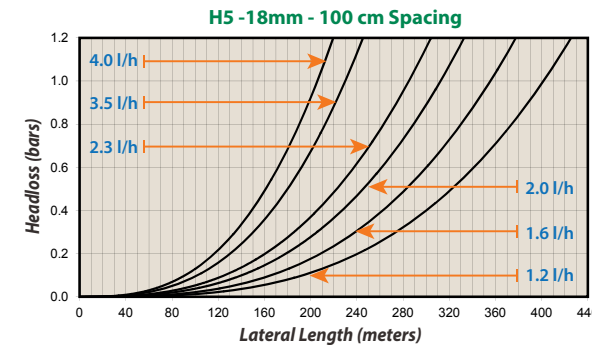

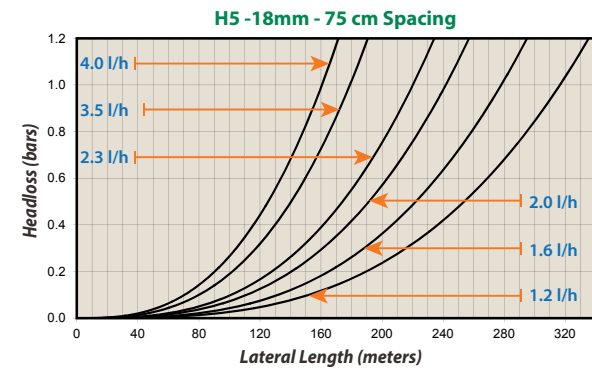
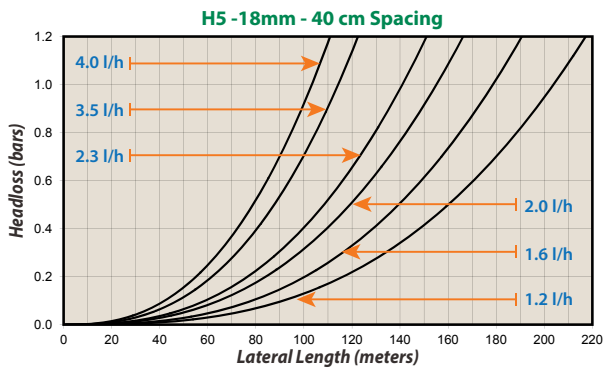
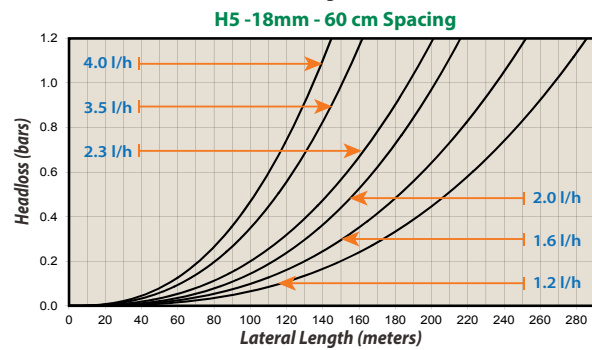
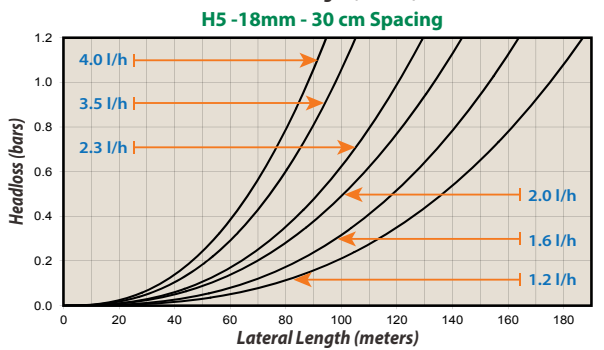
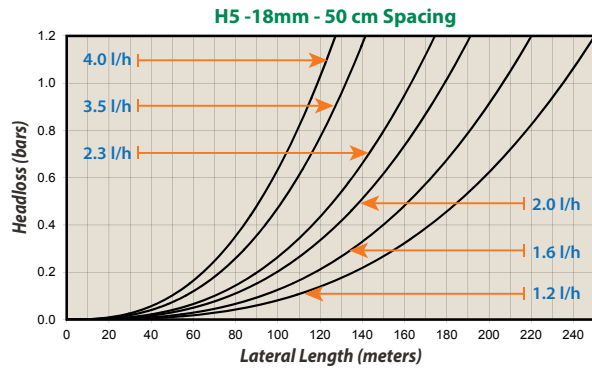
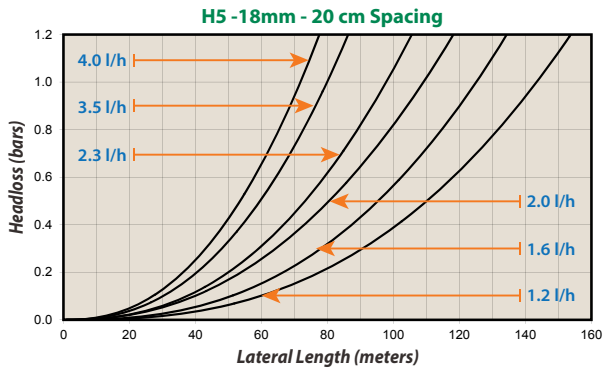
Calculating Lateral Length Inlet Pressure

Line End Pressure*
+ Pressure Loss (from graph)
= Inlet Pressure

*Minimum pressure at lateral length end = 0.48 bar.

Example:

H5 45cm Spacing 2.0	0.48 bar (end pressure)
l/h, 152.4m (500') Run	+ 0.75 bar (end pressure)
Minimum Inlet Pressure	= 1.23 bar



H5 Dripline 20mm Headloss and Lateral Length

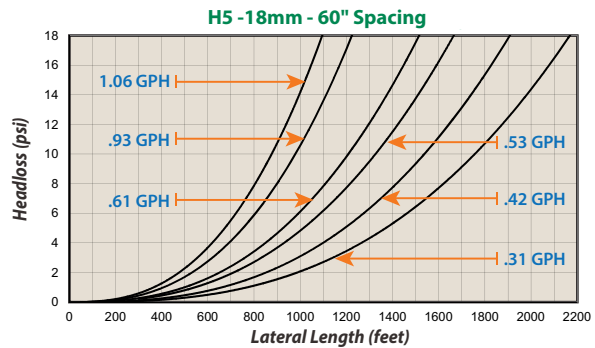
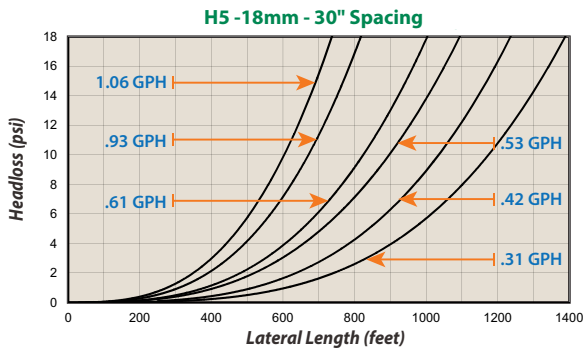
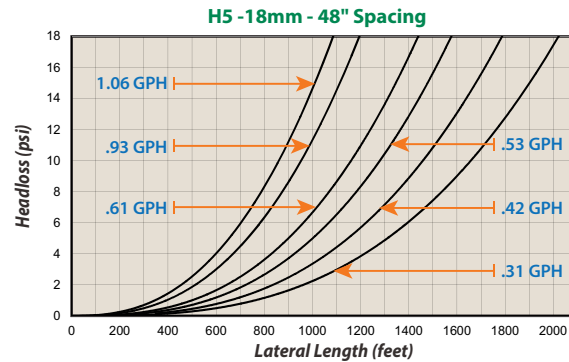
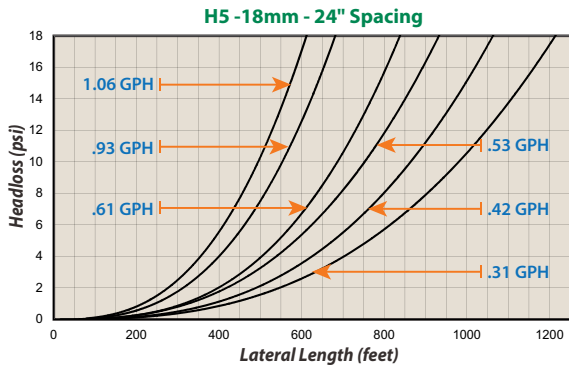
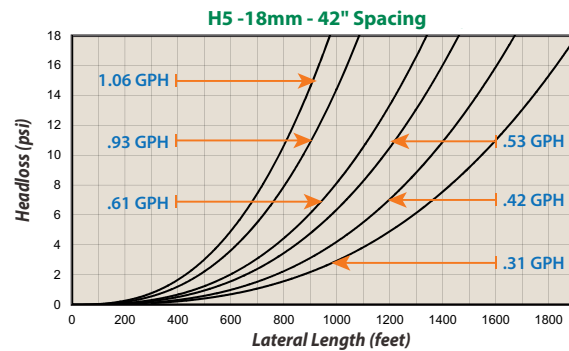
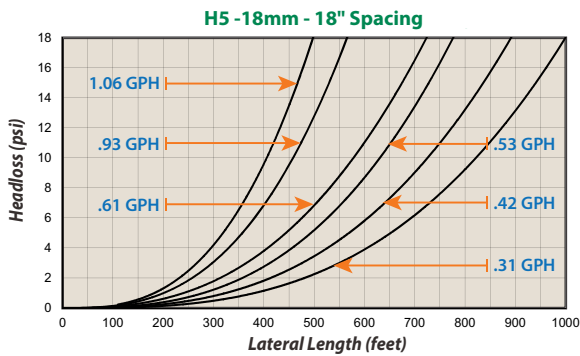
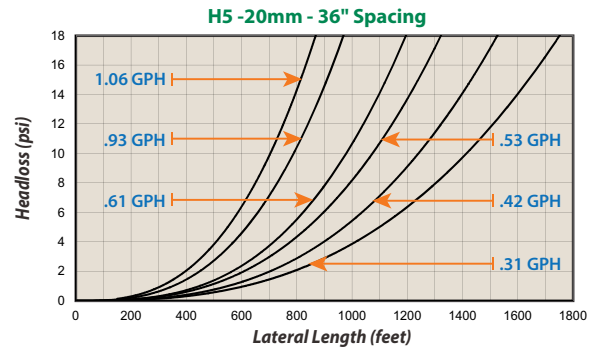
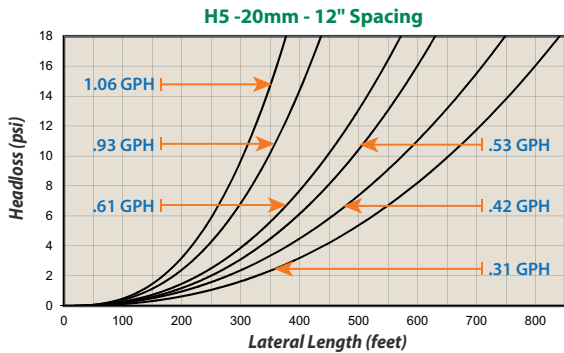
Calculating Lateral Length Inlet Pressure

$$\begin{aligned} &\text{Line End Pressure*} \\ + &\text{Pressure Loss (from graph)} \\ = &\text{Inlet Pressure} \end{aligned}$$

*Minimum pressure at lateral length end = 7 psi.

Example:

H5 18" Spacing	7 psi (end pressure)
0.53 gph, 700' Run	+ 14 psi (from graph)
Minimum Inlet Pressure	= 21 psi



H5 Dripline 20mm Headloss and Lateral Length (Metric)

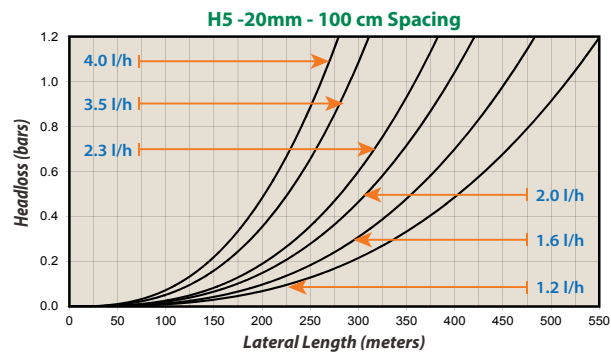
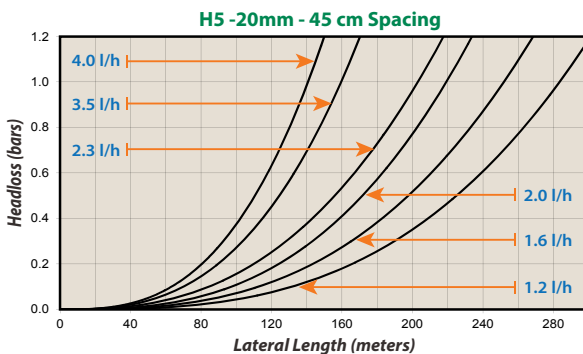
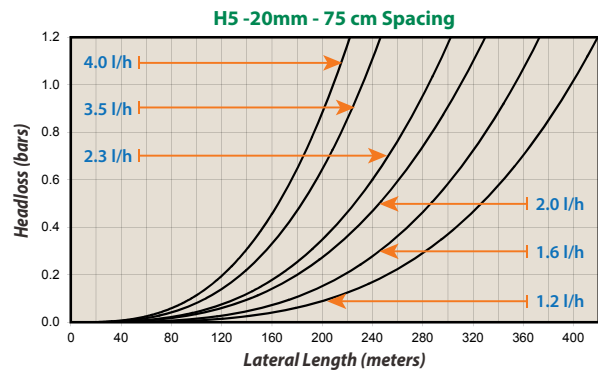
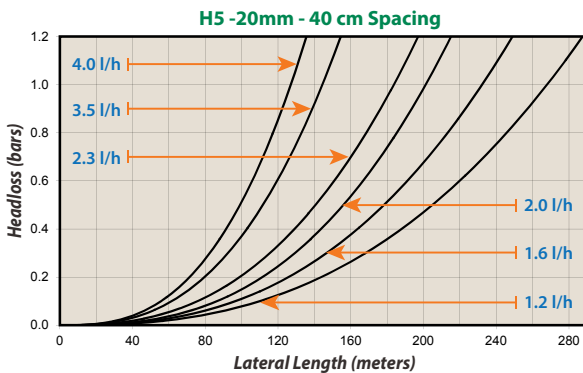
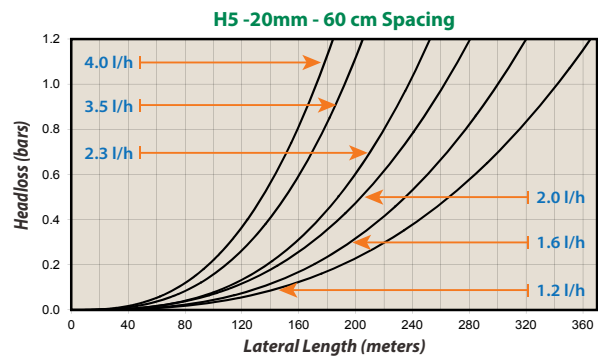
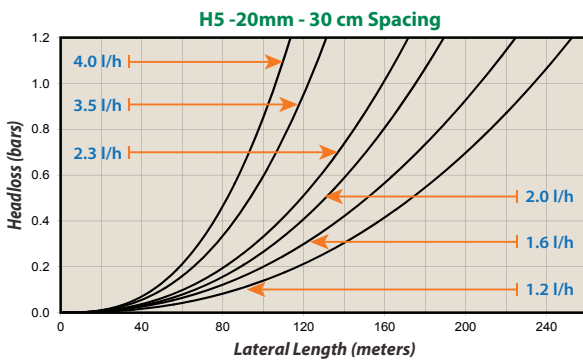
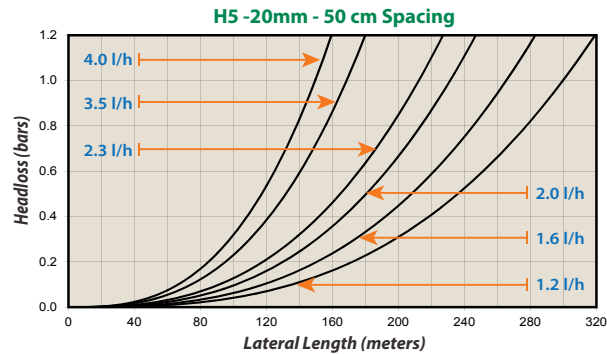
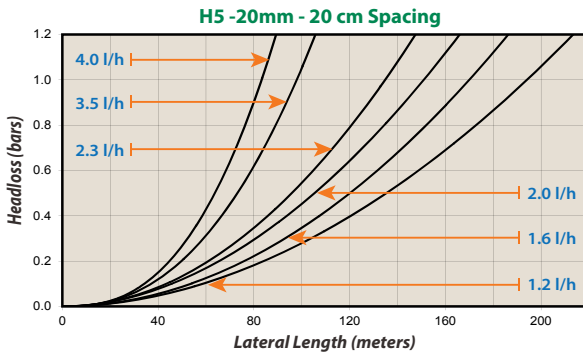
Calculating Lateral Length Inlet Pressure

$$\begin{aligned} &\text{Line End Pressure*} \\ + &\text{Pressure Loss (from graph)} \\ = &\text{Inlet Pressure} \end{aligned}$$

*Minimum pressure at lateral length end = 0.48 bar.

Example:

H5 45cm Spacing 2.0	0.48 bar (end pressure)
l/h, 213.4m (700') Run	+ 0.95 bar (end pressure)
Minimum Inlet Pressure	= 1.43 bar



A legacy of agricultural innovation.

Rain Bird has a rich history serving the agricultural community. Beginning in 1933 with the invention of the original horizontal action impact drive sprinkler by a Glendora, California citrus farmer (U.S. Patent #1,997,901), Rain Bird revolutionized the food production industry and ushered in a new era in irrigation, worldwide. The original impact sprinkler was designated a historic landmark in 1990 by the American Society of Agricultural Engineers.

For over eighty years, we've been developing new and innovative products that water more intelligently and our work is not done yet. Rain Bird has been awarded hundreds of patents for innovative irrigation products and technologies that are used in over 130 countries around the world to irrigate nearly every imaginable crop. Rain Bird is committed to The Intelligent Use of Water™, bringing expertise and knowledge to further increase irrigation efficiency, minimize maintenance costs and enhance the health of crops.

Visit www.rainbird.com/agriculture for more information.



Rain Bird Agri-Products

970 West Sierra Madre Avenue
Azusa, CA 91702
Phone: (800) HELLO-AG (800-435-5624)
Fax: (626) 812-3411

Rain Bird Corporation

6991 E. Southpoint Road
Tucson, AZ 85756

www.rainbird.com