

LF™ SERIES SPRINKLER

TECHNICAL SPECIFICATIONS



Maximize irrigation efficiency while minimizing maintenance with Rain Bird® LF™ Series Sprinklers. Look to this rugged and durable sprinkler for unrivaled performance under harsh field and weather conditions. LF Series Sprinklers deliver precise, uniform coverage with a variety of flow rates and deflector angle options that make this sprinkler a versatile solution for crop irrigation and climate control applications.



No Tools Required
Snap-Fit Assembly

FEATURES

- Provides consistent, controlled rotation and wide range of throw with weighted drive unit
- Deflectors designed with Rain Curtain™ Technology ensure even distribution of water
- Precision Jet (PJ) spoon directs water to the field and prevents erosion around the riser
- Heavy-duty, durable components resist wear
- Reliable performance at any temperature; ideal for cooling or frost protection
- Sturdy, roll cage design protects the drive unit from damage
- Maintenance is easy with our Snap-Fit-Assembly and convenient color coded nozzles and deflectors

LF DESIGN



OPERATING RANGE

Pressure	25 to 60 psi	1.7 to 4.2 bar
Flow Rate	0.97 to 6.82 gpm	227 to 1,549 l/h
Radius of Throw	22 to 50 feet	6.6 to 15.2 meters

APPLICATIONS

ORCHARDS				ROW CROPS				FIELD CROPS	
Walnuts	Pecans	Almonds	Bananas	Pineapples	Leafy Greens	Pumpkins	Sweet Potatoes	Pasture	Alfalfa
TRELLIS		BOGS		USEFUL FOR		LOCATIONS			
Grapes	Apples	Stone Fruit	Cranberries	Frost Protection	Cooling	Agriculture	Greenhouse	Nursery	

Sprinkler Body Options



Male NPT Pipe Thread

1/2" (13mm)
SPECIFICATION: N



Male ACME Thread

(adapter required)
SPECIFICATION: A



Male ACME Anti-Theft

(adapter required)
SPECIFICATION: T

Accessories for LF™ Series Sprinklers



Stream Splitter

Easily direct water flow away from tree trunks and unwanted areas by creating a single 30° dry wedge.
MODEL# LFSS



Edge Guard/Road Guard

Eliminate washout and keep water off of roads and walkways. Quickly convert a full circle irrigation pattern to 190°.
MODEL# LFEG



ACME to FNPT Adapter

Female ACME to Female NPT Adapter
MODEL# ACMEXFPT



ACME x MNPT Adapter

Converts ACME to 1/2" MNPT
MODEL# LFACMEXNPT

Converts ACME x Male 3/4" MNPT
MODEL# LFACME3/4



ACME to Slip Adapter

ACME to 1/2" or 3/4" - Gray
MODEL# LFACMEUS

ACME to 20mm x 25mm - White
MODEL# LFACME20MM

PACKAGING DATA

FACTORY-ASSEMBLED QUANTITIES

CASE: 100

PALLET: 1,200

PART QUANTITIES

PART	MINIMUM ORDER	CASE QUANTITY
Nozzles	200	1,600
Deflectors	200	1,600
Unassembled Body Drive Units	200	100

HOW TO ORDER

LF12 - N - 06P - 44 - A

Core Family

LF12 - LF1200 Sprinkler
LF24 - LF2400 Sprinkler

Body

N - Male NPT Thread
A - Male ACME
T - Male ACME Anti-Theft

Deflector

06P - 6° Dark Purple
10W - 10° White
10L - 10° Lime
12B - 12° Cyan Blue
12P - 12° Pink
13M - 13° Maroon
15T - 15° Tangerine
16R - 16° Red
17B - 17° Blue
21G - 21° Olive Green
22G - 22° Dark Green
27B - 27° Black

Nozzle

Nozzle
05 - Blue
06 - Purple
07 - Green
08 - Red
09 - Silver
10 - Brown
11 - Dark Grey
29 - Black
30 - Tan
38 - Yellow
44 - Orange

Adapter or Anti-Theft

A - 3/4" MNPT Adapter for Male ACME Body (LF2400LR ONLY)
R - Horizontal Anti-Theft Screw ONLY

Get Greater Protection & Peace of Mind with the Fully Assembled Anti-Theft LF™ Series



Horizontal Screw

Vertical Screw

How to Order:

Vertical and Horizontal Screw: Example: LF12-T-06P-44-A

Select Body "T" when ordering and your LF will come outfitted with a vertical and horizontal screw to secure your sprinkler.

Available with Male ACME body and requires ACME adapter.

Horizontal Screw Only: Example: LF24-N-22G-07-R

If you are ordering LF sprinklers for hand move or rental pipe applications, consider ordering with a horizontal anti-theft screw pre-installed to lock the drive into the body.






LOOKING TO ORDER ANTI-THEFT SCREWS ONLY?

HORIZONTAL SCREW
MODEL# LFTHSCRH

VERTICAL SCREW
MODEL# LFTHTSCR

LF1200 PERFORMANCE DATA

US Measurements

Deflector	Nozzle	Stream Height (in.)	Flow Rate at Standard Pressures (gpm)									Model Numbers	
			Throw Radius at Standard Pressure (feet)									NPT	ACME
			25 psi	30 psi	35 psi	40 psi	45 psi	50 psi	55 psi	60 psi			
6 Degree Dark Purple	Orange 0.086" (2.18 mm)	 14-20 in		1.17	1.26	1.35	1.43	1.51	1.59	1.67		LF12N06P44	LF12A06P44
	Purple 0.094" (2.39 mm)	 14-21 in	1.27	1.39	1.5	1.61	1.71	1.8	1.89	1.98		LF12N06P06	LF12A06P06
	Yellow 0.102" (2.59 mm)	 16-21 in	1.49	1.63	1.77	1.89	2.00	2.12				LF12N06P38	LF12A06P38
10 Degree White	Blue 0.078" (1.98 mm)	 19-29 in		0.97	1.05	1.12	1.19	1.25	1.31	1.37		LF12N10W05	LF12A10W05
	Orange 0.086" (2.18 mm)	 24-33 in		1.17	1.26	1.35	1.43	1.51	1.59	1.67		LF12N10W44	LF12A10W44
	Purple 0.094" (2.39 mm)	 22-34 in	1.27	1.39	1.5	1.61	1.71	1.8	1.89	1.98		LF12N10W06	LF12A10W06
	Yellow 0.102" (2.59 mm)	 24-34 in	1.49	1.63	1.77	1.89	2.00	2.12				LF12N10W38	LF12A10W38
12 Degree Cyan Blue	Orange 0.086" (2.18 mm)	 28-39 in		1.17	1.26	1.35	1.43	1.51	1.59	1.67		LF12N12B44	LF12A12B44
	Purple 0.094" (2.39 mm)	 28-40 in	1.27	1.39	1.5	1.61	1.71	1.8	1.89	1.98		LF12N12B06	LF12A12B06
	Yellow 0.102" (2.59 mm)	 30-43 in	1.49	1.63	1.77	1.89	2.00	2.12				LF12N12B38	LF12A12B38
12 Degree Pink	Green 0.109" (2.76 mm)	 30-41 in	1.69	1.85	2.00	2.15						LF12N12P07	LF12A12P07
	Tan 0.117" (2.97 mm)	 34-44 in	1.97	2.17	2.35	2.53						LF12N12P30	LF12A12P30
16 Degree Red	Blue 0.078" (1.98 mm)	 46-59 in				1.12	1.19	1.25	1.31	1.37		LF12N16R05	LF12A16R05
	Orange 0.086" (2.18 mm)	 42-55 in		1.17	1.26	1.35	1.43	1.51	1.59	1.67		LF12N16R44	LF12A16R44
	Purple 0.094" (2.39 mm)	 40-55 in	1.27	1.39	1.50	1.61	1.71	1.80	1.89	1.98		LF12N16R06	LF12A16R06
	Yellow 0.102" (2.59 mm)	 40-55 in	1.49	1.63	1.77	1.89	2.00	2.12				LF12N16R38	LF12A16R38
17 Degree Powder Blue	Blue 0.078" (1.98 mm)	 41-55 in		0.97	1.05	1.12	1.19	1.25	1.31	1.37		LF12N17B05	LF12A17B05
	Orange 0.086" (2.18 mm)	 49-60 in		1.17	1.26	1.35	1.43	1.51	1.59	1.67		LF12N17B44	LF12A17B44
	Purple 0.094" (2.39 mm)	 42-61 in	1.27	1.39	1.50	1.61	1.71	1.80	1.89	1.98		LF12N17B06	LF12A17B06
	Yellow 0.102" (2.59 mm)	 43-61 in	1.49	1.63	1.77	1.89	2.00	2.12				LF12N17B38	LF12A17B38
21 Degree Olive Green	Orange 0.086" (2.18 mm)	 60-74 in		1.17	1.26	1.35	1.43	1.51	1.59	1.67		LF12N21G44	LF12A21G44
	Purple 0.094" (2.39 mm)	 50-75 in	1.27	1.39	1.50	1.61	1.71	1.80	1.89	1.98		LF12N21G06	LF12A21G06
	Yellow 0.102" (2.59 mm)	 53-72 in	1.49	1.63	1.77	1.89	2.00	2.12				LF12N21G38	LF12A21G38

Performance data based on 12 inch riser.

LF1200 Pre-assembled Sprinklers come 100/case and 1,200/pallet.
Standard ACME body listed. See prior page for Anti-Theft models.

LF1200 PERFORMANCE DATA

Metric Measurements

Deflector	Nozzle	Stream Height (cm)	Flow Rate at Standard Pressures (l/h)									Model Numbers	
			Throw Radius at Standard Pressure (m)									NPT	ACME
			1.7 bar	2.1 bar	2.4 bar	2.8 bar	3.1 bar	3.5 bar	3.8 bar	4.2 bar			
6 Degree Dark Purple	Orange 0.086" (2.18 mm)	 35-50 cm		266	286	307	325	343	361	379	LF12N06P44	LF12A06P44	
				6.9	6.9	7.5	7.5	7.8	7.8	7.8			
	Purple 0.094" (2.39 mm)	 35-53 cm	288	316	341	366	388	409	429	450	LF12N06P06	LF12A06P06	
			6.6	7.2	7.2	7.8	7.8	8.4	7.8	8.1			
	Yellow 0.102" (2.59 mm)	 40-53 cm	338	370	402	429	454	481			LF12N06P38	LF12A06P38	
			6.9	7.5	7.5	8.1	8.1	8.4					
10 Degree White	Blue 0.078" (1.98 mm)	 48-73 cm		220	238	254	270	284	298	311	LF12N10W05	LF12A10W05	
				7.5	7.8	7.8	8.1	8.1	8.1	8.1			
	Orange 0.086" (2.18 mm)	 60-83 cm	266	286	307	325	343	361	379		LF12N10W44	LF12A10W44	
			7.5	8.1	8.1	8.4	8.1	9.0	8.7				
	Purple 0.094" (2.39 mm)	 55-86 cm	288	316	341	366	388	409	429	450	LF12N10W06	LF12A10W06	
			7.8	8.4	8.4	8.4	8.7	8.7	8.7	8.7			
	Yellow 0.102" (2.59 mm)	 60-86 cm	338	370	402	429	454	481			LF12N10W38	LF12A10W38	
			8.1	8.7	8.4	9.3	9.0	9.0					
12 Degree Cyan Blue	Orange 0.086" (2.18 mm)	 71-99 cm		266	286	307	325	343	361	379	LF12N12B44	LF12A12B44	
				8.1	8.4	8.7	8.7	8.7	9.0	9.0			
	Purple 0.094" (2.39 mm)	 71-101 cm	288	316	341	366	388	409	429	450	LF12N12B06	LF12A12B06	
			8.1	8.7	9.0	9.3	9.3	9.39	9.6	9.6			
	Yellow 0.102" (2.59 mm)	 76-109 cm	338	370	402	429	454	481			LF12N12B38	LF12A12B38	
			8.4	9.0	9.6	9.6	9.6	9.6					
12 Degree Pink	Green 0.109" (2.76 mm)	 76-104 cm	384	420	454	488					LF12N12P07	LF12A12P07	
			9.0	9.6	9.9	10.2							
	Tan 0.117" (2.97 mm)	 86-111 cm	447	493	534	575					LF12N12P30	LF12A12P30	
			9.3	9.9	10.2	10.5							
16 Degree Red	Blue 0.078" (1.98 mm)	 116-149 cm				254	270	284	298	311	LF12N16R05	LF12A16R05	
						9.0	9.3	9.0	9.3	9.3			
	Orange 0.086" (2.18 mm)	 106-139 cm	266	286	307	325	343	361	379		LF12N16R44	LF12A16R44	
			9.3	9.6	9.6	9.6	9.6	9.6	9.6				
	Purple 0.094" (2.39 mm)	 101-139 cm	288	316	341	366	388	409	429	450	LF12N16R06	LF12A16R06	
			9.0	9.3	9.6	9.9	9.9	10.2	10.2	10.2			
	Yellow 0.102" (2.59 mm)	 101-139 cm	338	370	402	429	454	481			LF12N16R38	LF12A16R38	
			9.0	9.3	9.9	9.9	9.9	9.6					
17 Degree Powder Blue	Blue 0.078" (1.98 mm)	 104-139 cm		220	238	254	270	284	298	311	LF12N17B05	LF12A17B05	
				8.1	9.3	9.0	9.9	9.9	9.9	9.9			
	Orange 0.086" (2.18 mm)	 124-152 cm	266	286	307	325	343	361	379		LF12N17B44	LF12A17B44	
			9.3	9.9	10.2	10.2	10.2	10.2	9.9				
	Purple 0.094" (2.39 mm)	 106-154 cm	288	316	341	366	388	409	429	450	LF12N17B06	LF12A17B06	
			9.3	9.9	10.2	10.5	10.8	10.5	10.8	10.8			
	Yellow 0.102" (2.59 mm)	 109-154 cm	338	370	402	429	454	481			LF12N17B38	LF12A17B38	
			9.6	10.2	10.5	10.8	10.8	11.1					
21 Degree Olive Green	Orange 0.086" (2.18 mm)	 152-187 cm		266	286	307	325	343	361	379	LF12N21G44	LF12A21G44	
				10.2	10.2	10.2	10.5	10.5	10.5	10.5			
	Purple 0.094" (2.39 mm)	 127-190 cm	288	316	341	366	388	409	429	450	LF12N21G06	LF12A21G06	
			9.9	10.2	10.5	10.5	10.5	10.5	10.5	10.8			
	Yellow 0.102" (2.59 mm)	 134-182 cm	338	370	402	429	454	481			LF12N21G38	LF12A21G38	
			10.2	10.5	10.8	10.8	10.8	10.8					

Performance data based on 30cm riser.

























LF1200 Pre-assembled Sprinklers come 100/case and 1,200/pallet.

Standard ACME body listed. See prior page for Anti-Theft models.

Matrix of Assemblies

LF2400 PERFORMANCE DATA

US Measurements

Deflector	Nozzle	Stream Height (in.)	Flow Rate at Standard Pressures (gpm)										Model Numbers	
			Throw Radius at Standard Pressure (feet)										NPT	ACME
			25 psi	30 psi	35 psi	40 psi	45 psi	50 psi	55 psi	60 psi				
 10 Degree Lime	Green 7/64" (2.76 mm)	 20-38 in	1.69	1.85	2.00	2.15	2.28	2.45	2.57	2.70			LF24N10L07	LF24A10L07
			27	29	30	32	33	34	34	35				
	Tan 30 Drill (2.97 mm)	 24-38 in	1.97	2.17	2.35	2.53	2.67	2.81	2.95	3.09			LF24N10L30	LF24A10L30
			29	30	32	33	34	35	35	36				
	Red 1/8" (3.18 mm)	 41-42 in	2.24	2.50	2.70	2.89	3.07	3.20	3.36	3.52			LF24N10L08	LF24A10L08
		30	32	33	34	35	36	36	36					
	Black 29 Drill (3.38 mm)	 30-48 in	2.52	2.81	3.03	3.25	3.45	3.60	3.75	3.88			LF24N10L29	LF24A10L29
		30	32	33	35	35	36	36	37					
	Silver 9/64" (3.57 mm)	 32-44 in	2.93	3.27	3.53	3.78	4.02						LF24N10L09	LF24A10L09
			32	34	35	36	37							
 13 Degree Maroon	Green 7/64" (2.76 mm)	 28-50 in	1.69	1.85	2.00	2.15	2.28	2.45	2.57	2.70			LF24N13M07	LF24A13M07
			30	31	32	33	34	34	35	35				
	Tan 30 Drill (2.97 mm)	 30-48 in	1.97	2.17	2.35	2.53	2.67	2.81	2.95	3.09			LF24N13M30	LF24A13M30
			31	32	33	36	35	36	36	36				
	Red 1/8" (3.18 mm)	 32-49 in	2.24	2.50	2.70	2.89	3.07	3.20	3.36	3.52			LF24N13M08	LF24A13M08
		31	33	34	35	36	37	38	37					
	Black 29 Drill (3.38 mm)	 33-50 in	2.52	2.81	3.03	3.25	3.45	3.60	3.75	3.88			LF24N13M29	LF24A13M29
		32	33	34	35	36	36	37	37					
	Silver 9/64" (3.57 mm)	 38-54 in	2.93	3.27	3.53	3.78	4.02						LF24N13M09	LF24A13M09
			33	36	37	38	39							
 15 Degree Tangerine	Green 7/64" (2.76 mm)	 32-50 in	1.69	1.85	2.00	2.15	2.28	2.45	2.57	2.70			LF24N15T07	LF24A15T07
			31	32	33	34	35	35	36	37				
	Tan 30 Drill (2.97 mm)	 28-50 in	1.97	2.17	2.35	2.53	2.67	2.81	2.95	3.09			LF24N15T30	LF24A15T30
			30	33	34	36	36	36	37	37				
	Red 1/8" (3.18 mm)	 35-54 in	2.24	2.50	2.70	2.89	3.07	3.20	3.36	3.52			LF24N15T08	LF24A15T08
		32	34	35	37	37	37	37	37					
	Black 29 Drill (3.38 mm)	 40-67 in	2.52	2.81	3.03	3.25	3.45	3.60	3.75	3.88			LF24N15T29	LF24A15T29
		32	36	37	38	38	39	39	40					
	Silver 9/64" (3.57 mm)	 42-57 in	2.93	3.27	3.53	3.78	4.02						LF24N15T09	LF24A15T09
			34	36	37	39	39							
 22 Degree Dark Green	Green 7/64" (2.76 mm)	 63-95 in	1.69	1.85	2.00	2.15	2.28	2.45	2.57	2.70			LF24N22G07	LF24A22G07
			36	38	38	38	39	39	39	39				
	Tan 30 Drill (2.97 mm)	 64-97 in	1.97	2.17	2.35	2.53	2.67	2.81	2.95	3.09			LF24N22G30	LF24A22G30
			36	38	39	40	41	41	41	42				
	Red 1/8" (3.18 mm)	 67-100 in	2.24	2.50	2.70	2.89	3.07	3.20	3.36	3.52			LF24N22G08	LF24A22G08
		36	39	40	41	41	43	43	44					
	Black 29 Drill (3.38 mm)	 74-120 in	2.52	2.81	3.03	3.25	3.45	3.60	3.75	3.88			LF24N22G29	LF24A22G29
		38	41	42	42	43	44	44	44					
	Silver 9/64" (3.57 mm)	 72-102 in	2.93	3.27	3.53	3.78	4.02						LF24N22G09	LF24A22G09
			39	40	43	44	45							

Performance data based on 12 inch riser.






















LF2400 Pre-assembled Sprinklers come 100/case and 1,200/pallet.

Standard ACME body listed. See prior page for Anti-Theft models.



LF2400 PERFORMANCE DATA

Metric Measurements

Deflector	Nozzle	Stream Height (cm)	Flow Rate at Standard Pressures (l/h)										Model Numbers							
			Throw Radius at Standard Pressure (m)										NPT	ACME						
			1.7 bar	2.1 bar	2.4 bar	2.8 bar	3.1 bar	3.5 bar	3.8 bar	4.2 bar										
 10 Degree Lime	Green 7/64" (2.76 mm)	 50-96 cm	384	420	454	488	518	556	584	613	8.1	8.7	9.0	9.6	9.9	10.2	10.2	10.5	LF24N10L07	LF24A10L07
	Tan 30 Drill (2.97 mm)	 60-96 cm	447	493	534	575	606	638	670	702	8.7	9.0	9.6	9.9	10.2	10.5	10.5	10.8	LF24N10L30	LF24A10L30
	Red 1/8" (3.18 mm)	 60-104 cm	509	568	613	656	697	727	763	799	9.0	9.6	9.9	10.2	10.5	10.8	10.8	10.8	LF24N10L08	LF24A10L08
	Black 29 Drill (3.38 mm)	 76-121 cm	572	638	688	738	784	818	852	881	9.0	9.6	9.9	10.5	10.5	10.8	10.8	11.1	LF24N10L29	LF24A10L29
	Silver 9/64" (3.57 mm)	 81-111 cm	665	743	802	858	913				9.6	10.2	10.5	10.8	11.1				LF24N10L09	LF24A10L09
 13 Degree Maroon	Green 7/64" (2.76 mm)	 71-127 cm	384	420	454	488	518	556	584	613	9.0	9.3	9.6	9.9	10.2	10.2	10.5	10.5	LF24N13M07	LF24A13M07
	Tan 30 Drill (2.97 mm)	 76-121 cm	447	493	534	575	606	638	670	702	9.3	9.6	9.9	10.8	10.5	10.8	10.8	10.8	LF24N13M30	LF24A13M30
	Red 1/8" (3.18 mm)	 81-127 cm	509	568	613	656	697	727	763	799	9.3	9.9	10.2	10.5	10.8	11.1	11.4	11.1	LF24N13M08	LF24A13M08
	Black 29 Drill (3.38 mm)	 86-127 cm	572	638	688	738	784	818	852	881	9.6	9.9	10.2	10.5	10.8	10.8	11.1	11.1	LF24N13M29	LF24A13M29
	Silver 9/64" (3.57 mm)	 96-137 cm	665	743	802	858	913				9.9	10.8	11.1	11.4	11.7				LF24N13M09	LF24A13M09
 15 Degree Tangerine	Green 7/64" (2.76 mm)	 81-127 cm	384	420	454	488	518	556	584	613	9.3	9.6	9.9	10.2	10.5	10.5	10.8	11.1	LF24N15T07	LF24A15T07
	Tan 30 Drill (2.97 mm)	 71-127 cm	447	493	534	575	606	638	670	702	9.0	9.9	10.2	10.8	10.8	10.8	11.1	11.1	LF24N15T30	LF24A15T30
	Red 1/8" (3.18 mm)	 88-137 cm	509	568	613	656	697	727	763	799	9.6	10.2	10.5	11.1	11.1	11.1	11.1	11.1	LF24N15T08	LF24A15T08
	Black 29 Drill (3.38 mm)	 101-170 cm	572	638	688	738	784	818	852	881	9.6	10.8	11.1	11.4	11.4	11.7	11.7	12.0	LF24N15T29	LF24A15T29
	Silver 9/64" (3.57 mm)	 106-144 cm	665	743	802	858	913				10.2	10.8	11.1	11.7	11.7				LF24N15T09	LF24A15T09
 22 Degree Dark Green	Green 7/64" (2.76 mm)	 160-241 cm	384	420	454	488	518	556	584	613	10.8	11.4	11.4	11.4	11.7	11.7	11.7	11.7	LF24N22G07	LF24A22G07
	Tan 30 Drill (2.97 mm)	 162-246 cm	447	493	534	575	606	638	670	702	10.8	11.4	11.7	12.0	12.3	12.3	12.3	12.6	LF24N22G30	LF24A22G30
	Red 1/8" (3.18 mm)	 170-254 cm	509	568	613	656	697	727	763	799	10.8	11.7	12.0	12.3	12.3	12.9	12.9	13.2	LF24N22G08	LF24A22G08
	Black 29 Drill (3.38 mm)	 287-304 cm	572	636	688	738	784	818	852	881	11.4	12.3	12.6	12.6	12.9	13.2	13.2	13.2	LF24N22G29	LF24A22G29
	Silver 9/64" (3.57 mm)	 182-259 cm	665	743	802	858	913				11.7	12.0	12.9	13.2	13.5				LF24N22G09	LF24A22G09




Performance data based on 30cm riser.

LF2400 Pre-assembled Sprinklers come 100/case and 1,200/pallet.




Standard ACME body listed. See prior page for Anti-Theft models.

Matrix of Assemblies

US Measurements

Matrix of Assemblies	Deflector	Nozzle	Stream Height (in.)	Flow Rate at Standard Pressures (gpm)								Model Numbers		
				Throw Radius at Standard Pressure (feet)								1/2" NPT	ACME	ACME w/3/4" NPT ADAPTER
				25 psi	30 psi	35 psi	40 psi	45 psi	50 psi	55 psi	60 psi			
27 Degree Black	Silver 9/64" (3.63 mm)		76-116 in	2.93	3.27	3.53	3.78	4.02	4.23	4.43	4.63	LF24N27B09	LF24A27B09	LF24A27B09A
				38	40	40	42	44	45	46	46			
	Brown 5/32" (3.97 mm)		78-118 in	3.64	3.99	4.31	4.60	4.88	5.15	5.40	5.64	LF24N27B10	LF24A27B10	LF24A27B10A
				38	40	42	44	44	45	46	46			
	Dark Grey 11/64" (4.37 mm)		80-120 in	4.40	4.82	5.21	5.57	5.91	6.23	6.53	6.82	LF24N27B11	LF24A27B11	LF24A27B11A
				40	42	44	47	48	48	48	50			

Metric Measurements

Matrix of Assemblies	Deflector	Nozzle	Stream Height (cm.)	Flow Rate at Standard Pressures (l/h)								Model Numbers		
				Throw Radius at Standard Pressure (m)								1/2" NPT	ACME	ACME w/3/4" NPT ADAPTER
				1.7 bar	2.1 bar	2.4 bar	2.8 bar	3.1 bar	3.5 bar	3.8 bar	4.2 bar			
27 Degree Black	Silver 9/64" (3.63 mm)		193-295 cm	665	743	802	858	913	961	1,006	1,052	LF24N27B09	LF24A27B09	LF24A27B09A
				11.6	12.2	12.2	12.8	13.4	13.7	14.0	14.0			
	Brown 5/32" (3.97 mm)		198-300 cm	827	906	979	1,045	1,108	1,170	1,226	1,281	LF24N27B10	LF24A27B10	LF24A27B10A
				11.6	12.2	12.8	13.4	13.4	13.7	14.0	14.0			
	Dark Grey 11/64" (4.37 mm)		203-305 cm	999	1,095	1,183	1,265	1,265	1,415	1,483	1,549	LF24N27B11	LF24A27B11	LF24A27B11A
				12.2	12.8	13.4	14.3	14.6	14.6	14.6	15.2			

Performance data based on 12 inch / 30cm riser.

LF™ Series Sprinklers for Superior Frost Protection



Safeguard developing buds, flowers and fruits during radiation frost events. Just one freeze event, where temperatures drop below 24°F, can result in up to a 90% loss.

This Unique Frost-Resistant Design Delivers:

- ✓ Fast and consistent rotation time
- ✓ High Distribution Uniformity and large droplet size
- ✓ Reliable operation in cold temperatures
- ✓ Low-labor maintenance and upkeep



Rain Bird LF Series Sprinklers feature an encapsulated impact drive mechanism that uses very few moving parts to provide consistent rotation and smooth operation regardless of changes in water pressure and temperature.

CASE IN POINT

In April of 2021, LF Sprinklers were put to the test. In Sisteron France, temperatures reached a record cold of 25°F (-4°C). When other sprinklers failed due to harsh conditions, Rain Bird sprinklers did not, and successfully saved an entire crop.

