

### CLP Series – CLP10KAC

#### Compact Low profile 10HP VFD Pump Station

Up to 240 GPM at 45 PSI or up to 120 GPM at 54 PSI

(See Performance Curve)

Rain Bird's CLP Series pump station is designed for boost and flooded suction applications. The CLP Series is a complete pump package that is simple to install and operate. It includes a professional-grade pump, a marine-grade aluminum enclosure, highest quality pump protection, and optional mounting for a Rain Bird controller. Home owner associations, small sports fields, schools, parks, and small agricultural projects are ideal applications. The CLP Series compact design, durable centrifugal boost pump, and ease of installation, make this a perfect solution for applications with flows up to 240 GPM. With this complete solution there is no need to deal with the hassle of stick building a pump station with non-compatible parts and a makeshift enclosure. Only Rain Bird provides a totally integrated irrigation solution with UL listed components and a one year warranty that dependably delivers healthy and beautiful landscapes, saving time and minimizing maintenance.

#### At-A-Glance Description

- **Variable Frequency Drive (VFD)**
- **Pump Start Relay** included (24VAC/DC)
- **Marine-Grade Aluminum Deck and Enclosure**
- **Powder-coated steel piping**
- **Isolation Valves** for easy maintenance
- **Manual Switch** provides the user full control and override capabilities
- **3" Grooved Discharge, 4" Grooved Intake**
- **Available in single and three phase 208V, 220V, 230V, VAC and three phase 480V VAC configurations**
- **Mounting options for Rain Bird Controllers** (purchased separately)

#### Features

- **Plumbing Configurations**
  - Inlet and discharge piping on opposite sides of the enclosure (as shown)
  - ¾" priming port included
- **Mechanical Features**
  - Isolation Valve
  - Liquid Filled pressure gauge
  - Rugged centrifugal pump
- **Enclosure / External Connections**
  - Marine-grade aluminum enclosure
  - Marine-grade aluminum deck

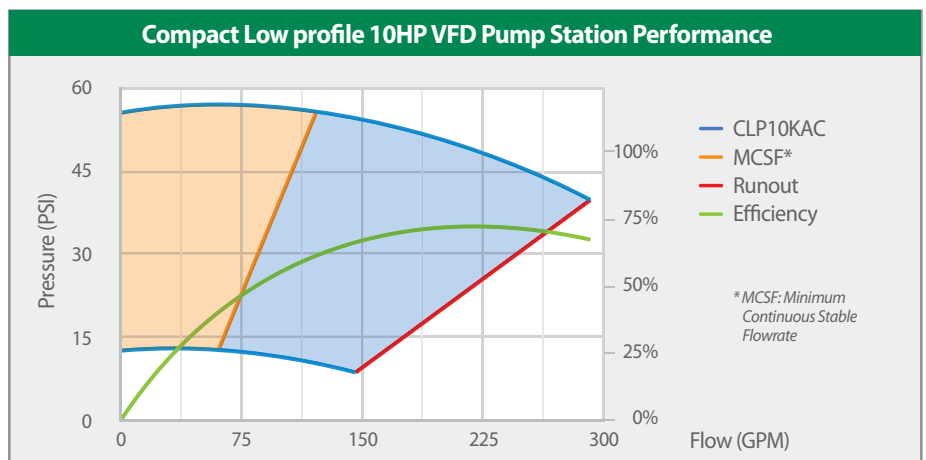
- Powder-coated steel piping
- Fused main power disconnect
- **Pump Control**
  - Pump Control: Requires Pump Start/ Master valve signal from irrigation controller or optional CLPBSTSW flow start kit
  - 24VAC Pump start relay included. Other voltages available as an accessory
  - 130 °F Temperature cutout switch
- **Electrical Features**
  - Power Requirement: Single or three phase 208V, 220V, 230V AC or three phase 480V AC
  - TEFC Motor
  - UL listed components
- **Energy efficient – Variable Frequency Drive (VFD) maintains constant pressure at varying flow demand**
  - Stainless steel pressure transducer
  - Red light for VFD alarms
  - Green Pump running light
  - Pipe fill mode reduces pressure surge at pump start up
  - Programmable override pump speed
  - Loss of prime and pipe break alarms
  - Dead head shut down
  - Transducer Loss Shutdown
- **Back panel for mounting Rain Bird controllers**



- Pre-drilled for ESP-Me, ESP-LXMe, and ESP-LXD Series controllers. **(Rain Bird controller sold separately)**
- **Separate** independent power feed required to power the controller

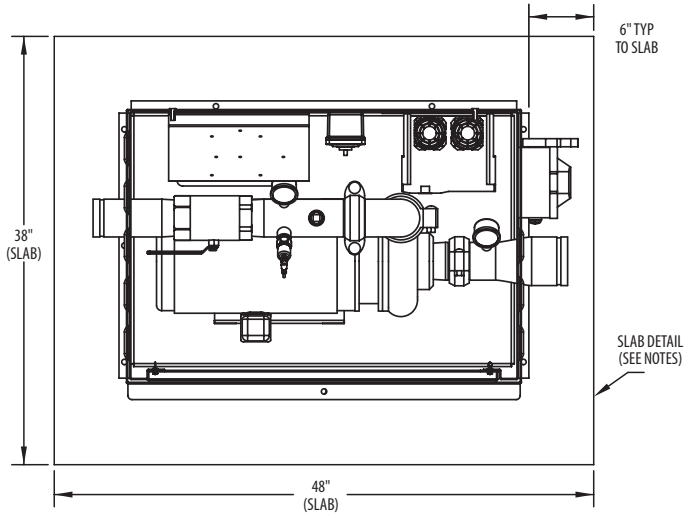
#### Options and Accessories

- **Stainless steel piping to replace internal powder-coated steel piping (Contact Rain Bird Factory for availability)**
- **Pump Start Relay**
  - 6VDC, 12VDC
- **Controller Mounting Bracket:** Controller can be mounted inside or outside of aluminum casing
- **Surge Suppression Kit**
  - Single Phase (208-230 VAC)
  - Three Phase (208-230 VAC or 480 VAC)

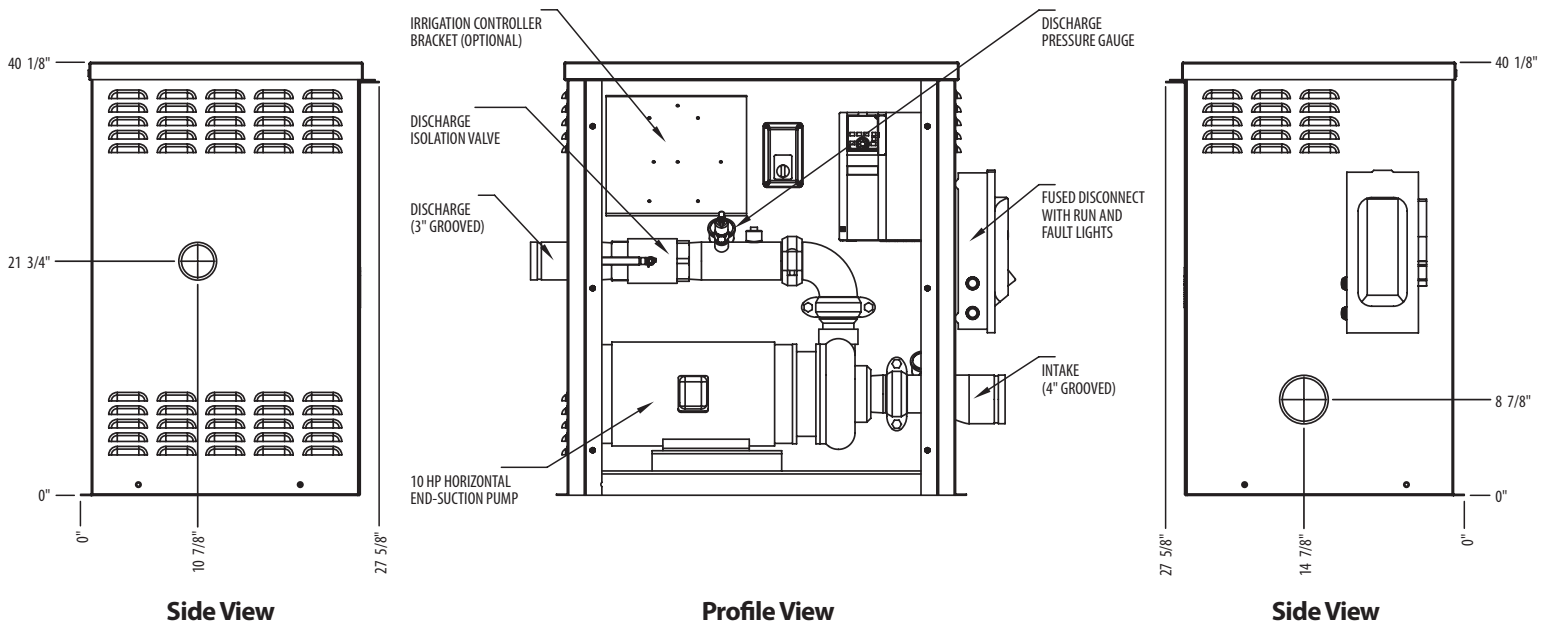
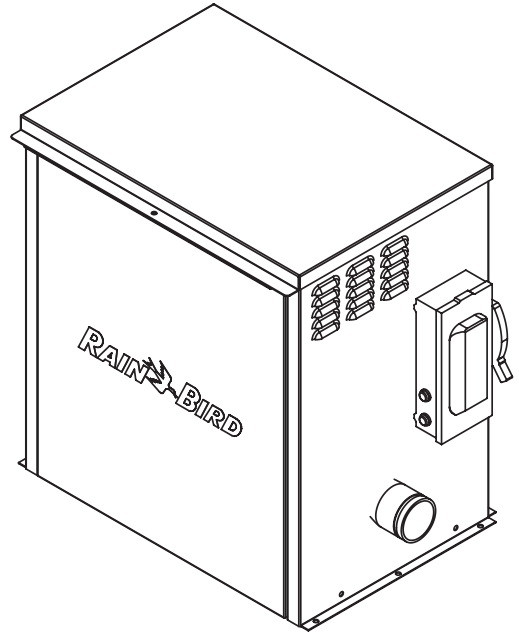


## Details

REFER TO PERFORMANCE FLOW CHART OR PUMP CURVE TO DETERMINE YOUR OPERATING FLOW AND PRESSURE COMBINATION



**Plan View**



**Side View**

**Profile View**

**Side View**

- NOTES:
1. SLAB DETAIL IS PROVIDED FOR ILLUSTRATION ONLY. THE ARCHITECT OR PROJECT ENGINEER SHOULD BE CONSULTED FOR CONSTRUCTION DETAIL.
  2. DIMENSIONS ARE FOR REFERENCE ONLY. EXTERNAL PLUMBING TO BE FIELD FIT.
  3. STATION WEIGHS ~ 250 LBS.

## CLP 10 K A C 4

### Motor HP: 10

See selection guide for available 3HP, 5HP, 7.5HP, and 10HP options.

### Pump Curve: K

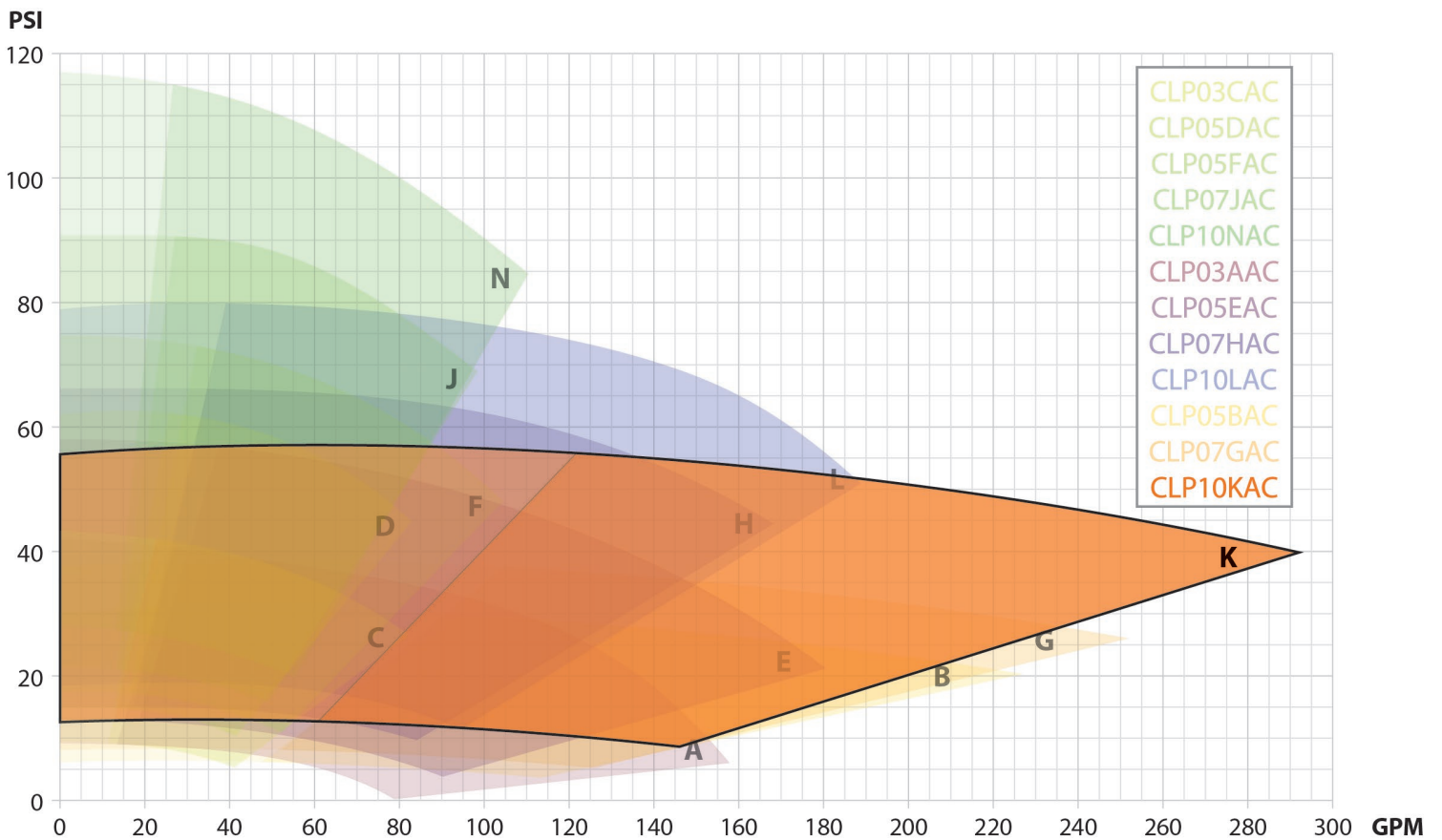
Curve available below. See selection guide for curves A - N.

**Piping C:**  
powder coated carbon steel piping

**Piping S:**  
optional stainless steel piping

**Voltage: 4**  
1ø or 3ø 208-230VAC

**Voltage: 8**  
3ø 480VAC



**Rain Bird Corporation - Pumps Division**  
6991 E. Southpoint Road  
Tucson, AZ 85756  
Applications Group: (520) 806-5620  
Fax: (520) 741-6191  
E-mail: pumps@rainbird.com

The Intelligent Use of Water™  
[www.rainbird.com](http://www.rainbird.com)